

# RUGGED HIGH-SPEED STRIPS




NRZ	PAM4
28 Gbps	56 Gbps

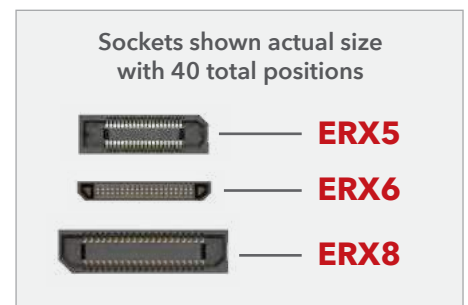
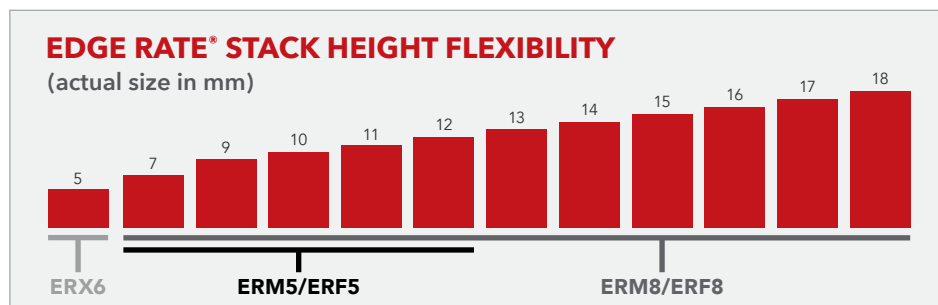
## FEATURES & BENEFITS

Edge Rate® rugged high-speed connector strips are designed for high speed, high cycle applications, and enabled by Samtec's signal integrity-optimized Edge Rate® contact system.

- Choice of 0.50 mm, 0.635 mm or 0.80 mm pitch
- 0.50 mm pitch system offers up to 40% PCB space savings vs. 0.80 mm pitch
- 0.635 mm pitch system with extremely slim 2.5 mm body width
- Rugged latching, locking and 360° shielding
- Up to 1.5 mm contact wipe; robust when "zippered" during unmating
- Compatible with UMPT/UMPS for power/signal flexibility



Signal integrity-optimized Edge Rate® contact system reduces broadside coupling




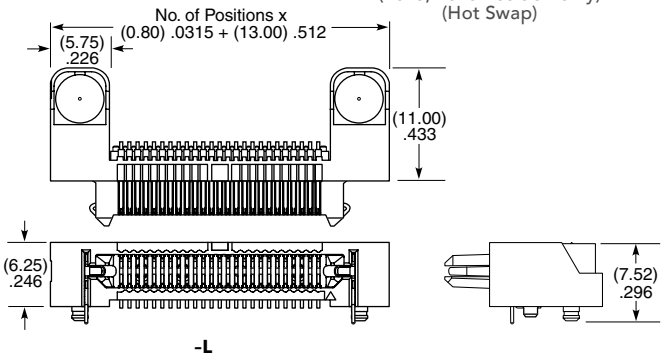
## KEY SPECIFICATIONS

SERIES	PITCH	STACK HEIGHTS	TOTAL PINS / PAIRS	INSULATOR MATERIAL	TERMINAL MATERIAL	PLATING	OPERATING TEMP RANGE	LEAD-FREE SOLDERABLE
ERM5 / ERF5	0.50 mm	7-12 mm	20-150	Black LCP	Phosphor Bronze or BeCu (ERM5), BeCu (ERF5)	Au or Sn over 50 μ" (1.27 μm) Ni	-55 °C to +125 °C	Yes
ERM6 / ERF6	0.635 mm	5 mm	20-120		Copper Alloy			
ERM8 / ERF8	0.80 mm	7-18 mm	10-200		Phosphor Bronze or BeCu (ERM8), BeCu (ERF8)			

**(0.80 mm) .0315" PITCH • RIGHT-ANGLE & EDGE MOUNT HIGH-SPEED HEADERS**

ERM8	POSITIONS PER ROW	01	PLATING OPTION	D	RA	OPTIONS	"X"R
Right-Angle Terminal	-010, -013, -020, -025, -030, -040, -049, -050, -060, -070, -075		-L = 10 μm (0.25 μm) Gold on contact area, Matte Tin on tail			-K = (6.00 mm) .236" DIA Polyimide Film Pick & Place Pad  -L = Latching  -DS = Differential Pair (-013, -025 Position only) (Hot Swap)	-TR = Tape & Reel  -FR = Full Reel Tape & Reel (must order maximum quantity per reel; contact Samtec for quantity breaks)


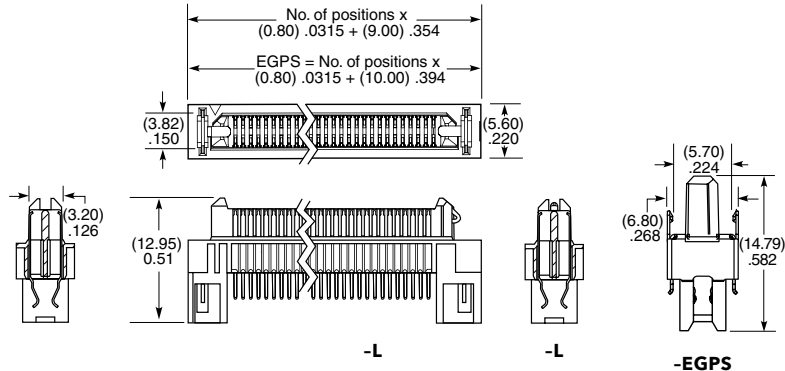
**ERM8-RA**  
Board Mates: ERF8  
Cable Mates: ERCD

View complete specifications at: [samtec.com?ERM8-RA](http://samtec.com?ERM8-RA)

ERM8	POSITIONS PER ROW	01	PLATING OPTION	D	EM2	OPTIONS	"X"R
Edge Mount Terminal	-010, -013, -020, -025, -030, -040, -049, -050, -060, -070, -075		-L = 10 μm (0.25 μm) Gold on contact area, Matte Tin on tail		= (1.60 mm) .062" Thick PCB	-L = Latching (Mates to ERF8 Lead Style -05.0 or -RA Only)  -DS = Differential Pair (-013 & -025 Position only) (Hot Swap)  -EGPS = Extended Guide Post Shield (-010, -020, -025, -030 Position Only)  -DSS = Differential Pair + Extended Guide Post Shield (-025 Position Only) (Hot Swap)	-TR = Tape & Reel  -FR = Full Reel Tape & Reel (must order maximum quantity per reel; contact Samtec for quantity breaks)

**ERM8-EM**  
Board Mates: ERF8  
Cable Mates: ERCD

View complete specifications at: [samtec.com?ERM8-EM](http://samtec.com?ERM8-EM)

**Note:**  
Some lengths, styles and options are non-standard, non-returnable.