

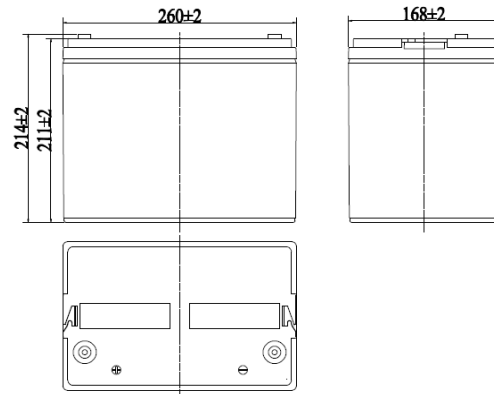
BW EV24 DC (12V75Ah)

SPECIFICATIONS

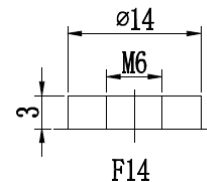
Nominal Voltage		12 V						
Capacity (25°C)	20HR	75 Ah						
	5HR	65 Ah						
	1HR	46 Ah						
Dimension	Length	260mm ± 2 (10.24inch)						
	Width	168mm ± 2 (6.61inch)						
	Height	211mm ± 2 (8.31inch)						
	Total Height	214 ± 2mm (8.43inch)						
Approx. Weight		22.5kg (49.6lbs) ± 4%						
Terminal type		Z or M6 (Pic)						
Internal resistance (Fully charged, 25°C)		Approx. 6m Ω						
Capacity affected by temperature (10HR)	40°C	102%						
	25°C	100%						
	0°C	85%						
	-15°C	65%						
Self-discharge (25°C)	3 month	Remaining Capacity: 91%						
	6 month	Remaining Capacity: 82%						
	12 month	Remaining Capacity: 65%						
Nominal operating temperature		25°C ± 3°C (77°F ± 5°F)						
Operating temperature range	Discharge	-15°C ~ 50°C (5°F ~ 122°F)						
	Charge	-10°C ~ 50°C (14°F ~ 122°F)						
	Storage	-20°C ~ 50°C (-4°F ~ 122°F)						
Float charging voltage(25°C)		13.50 to 13.80V Temperature compensation: -18mV/°C						
Cyclic charging voltage(25°C)		14.50 to 15.00V Temperature compensation: -30mV/°C						
Maximum charging current		22.5A						
Maximum discharge current		750 A(5 sec.)						
Designed floating life(20°C)		10 years						
Component	Positive plate	Negative plate	Container	Cover	Separator	Electrolyte	Safety valve	Terminal
Raw material	Lead dioxide	Lead	ABS	ABS	AGM	Sulfuric acid	Rubber	Copper



DIMENSIONS



TERMINAL



CONSTRUCTION

CONSTANT CURRENT DISCHARGE CHARACTERISTICS (A, 25°C)

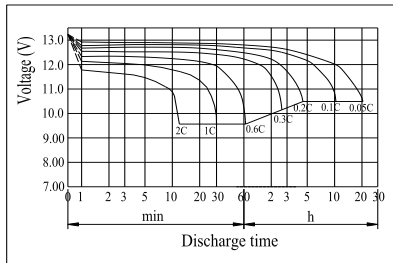
F.V/TIME	10min	15min	30min	60min	2h	3h	4h	5h	8h	10h	20h
9.60V	164	126	75.4	46.4	27.4	19.5	15.8	13.5	9.26	7.64	4.05
9.90V	159	123	73.9	45.7	27.2	19.4	15.7	13.4	9.20	7.62	4.04
10.2V	152	118	71.6	44.5	27.0	19.3	15.6	13.3	9.14	7.60	4.03
10.5V	146	114	69.9	43.6	26.6	19.1	15.5	13.2	9.08	7.55	4.00
10.8V	137	108	67.3	42.2	25.9	18.6	15.0	12.8	8.80	7.50	3.98

CONSTANT POWER DISCHARGE CHARACTERISTICS (WATT, 25°C)

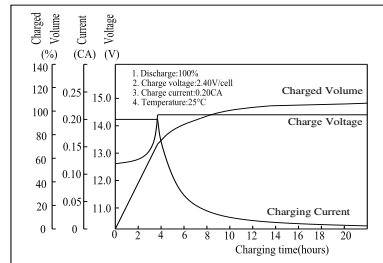
F.V/TIME	10min	15min	30min	60min	2h	3h	4h	5h	8h	10h	20h
9.60V	1766	1383	846	528	317	229	185	159	110	91.2	48.6
9.90V	1713	1350	829	520	315	228	184	158	109	91.0	48.5
10.2V	1642	1300	803	507	313	226	183	157	109	90.7	48.3
10.5V	1572	1256	784	497	308	225	182	156	108	90.2	48.0
10.8V	1483	1190	755	481	300	218	176	151	105	89.6	47.7

Note: The above characteristics data can be obtained within three charge/discharge cycles.

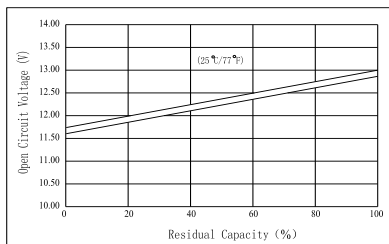
Discharge Characteristics (25°C)



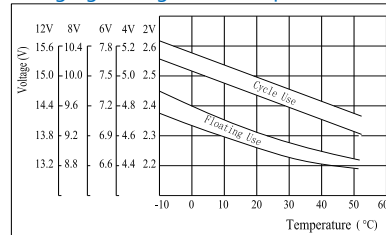
Charging Characteristics (25°C)



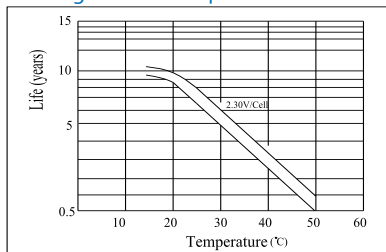
The Relationship for Open Circuit Voltage and Residual Capacity (25°C)



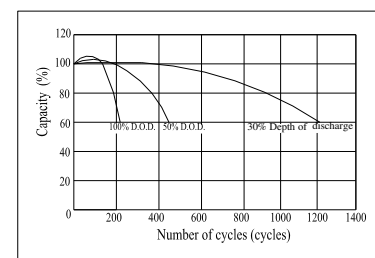
The Relationship for Charging Voltage and Temperature



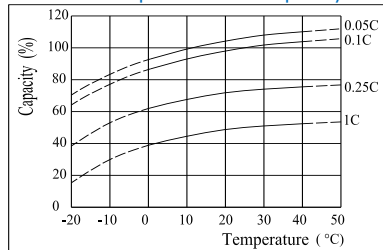
Floating Life on Temperature



Cycle Life on D.O.D (25°C)



Effect of Temperature on Capacity



Self-discharge Characteristics

