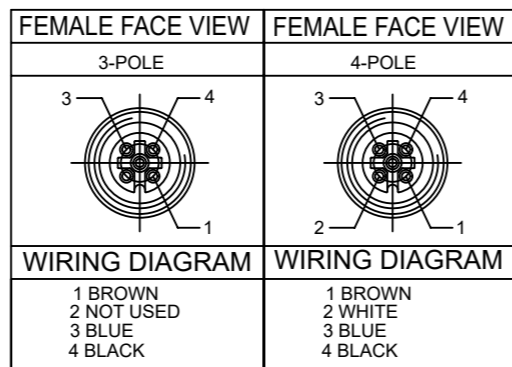
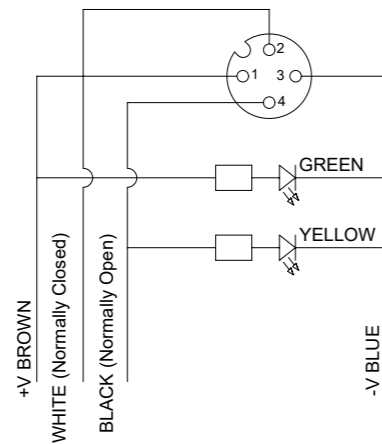
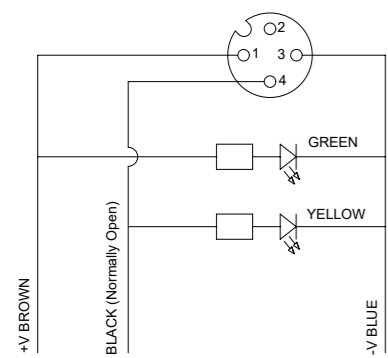
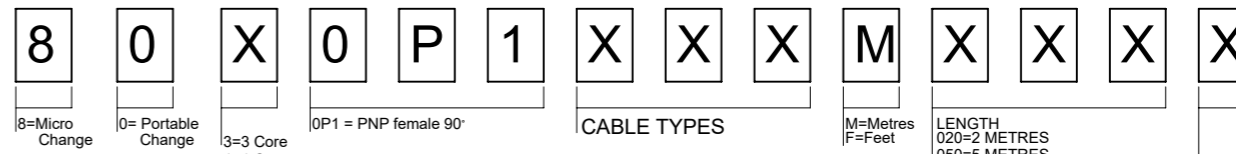


3-POLE

4-POLE

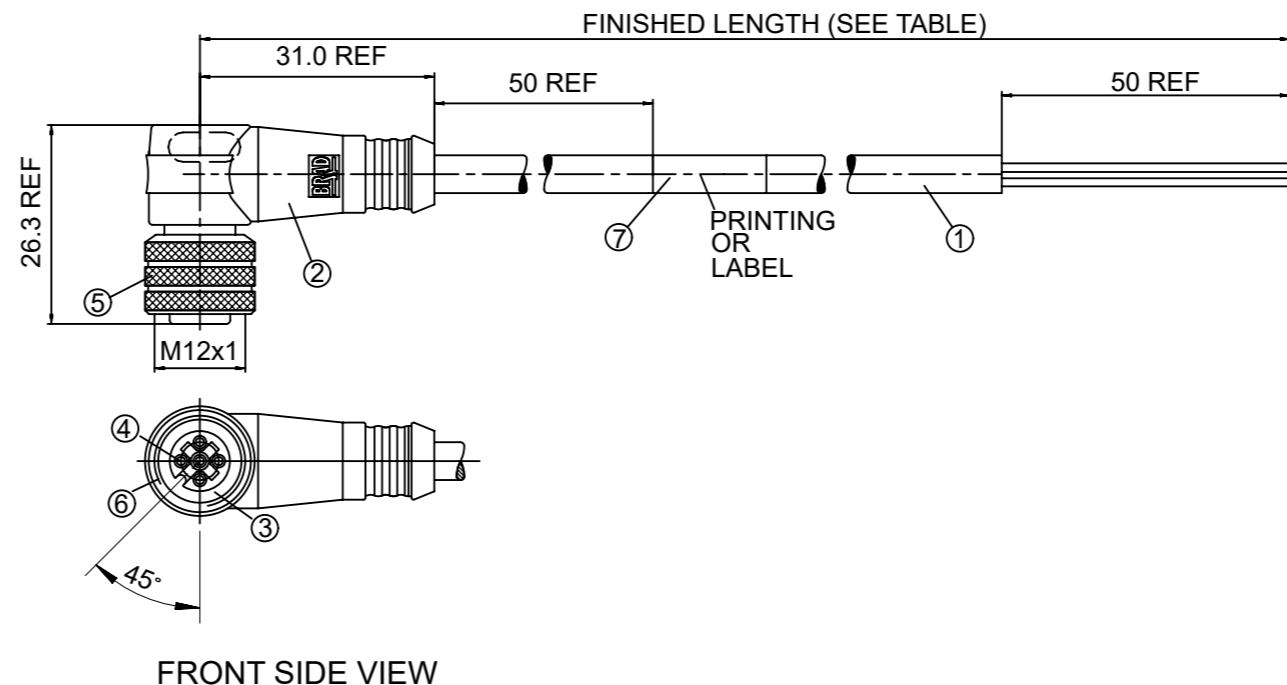
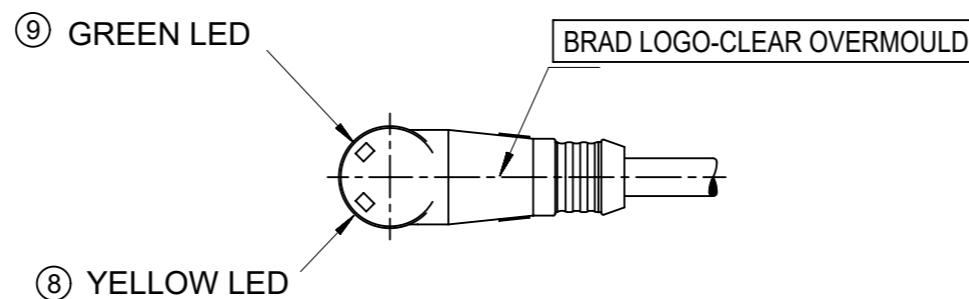


PART No MATRIX



- CABLE TYPES**
- E02 = 0,25mm², PVC black
 - E03 = 0,34mm², PVC black
 - E13 = 0,75mm², PVC yellow
 - E52 = 0,34mm², PVC grey (RAL7001)
 - E57 = 0,34mm², PVC grey (RAL7001)
 - H09 = 0,34mm², PUR black
 - H69 = 0,2mm², PUR grey LSOH SCR
 - I02 = 0,25mm², PVC grey CEI
 - I03 = 0,34mm², PVC grey CEI
 - I20 = 0,34mm², PVC grey CEI SCR DC
 - I26 = 0,34mm², PVC grey CEI SCR AC
 - P02 = 0,25mm², PUR/PVC black
 - P03 = 0,34mm², PUR/PVC black
 - P08 = 0,25mm², PUR yellow HIFLEX
 - P20 = 0,34mm², PUR black LSOH braid
 - P82 = 0,34mm², PUR orange irradiated DC
 - S20 = 0,34mm², PVC yellow SJTO braid
 - S26 = 0,34mm², PVC yellow SJTO braid AC

- OPTIONS**
- COUPLING NUT
 - blank and 3-standard (BRASS)
 - 1 - STAINLESS STEEL
 - 5 - DELRIN
 - 7 - TEFLON COAT
 - H=ID CARRIER



Over	Up to and including	Tolerance (+)
0	305	+19
305	915	+45
915	1830	+56
1830	3660	+89
3660	7320	+165
7320	14640	+317
14640	30500	+610
30500	>	+2% of length

CONNECTOR SPECIFICATION:

VOLTAGE RATING	10 TO 30VDC
AMPERAGE RATING	max. 4 AMPS
PROTECTION	IP67
OPERATING TEMPERATURE	FLEXING: -5°C TO +90°C STATIC: -30°C TO +90°C

ITEM	COMPONENT	MATERIAL	FINISH
9	LED		GREEN
8	LED		YELLOW
7	LABEL	---	---
6	O-RING	VITON	RED
5	COUPLER	---	---
4	PIN CONTACT	COPPER ALLOY	---
3	INSERT	PUR	BLACK
2	OVERMOLD	PUR	NATURAL
1	CABLE	SEE TABLE	BLACK

DOCUMENT STATUS	P1	RELEASE DATE	2021/06/02	05:42:43
-----------------	----	--------------	------------	----------

THIS DRAWING CONTAINS INFORMATION THAT IS PROPRIETARY TO MOLEX ELECTRONIC TECHNOLOGIES, LLC AND SHOULD NOT BE USED WITHOUT WRITTEN PERMISSION

DIMENSION UNITS	SCALE	CURRENT REV DESC: OBSOLETE PART NUMBERS AS PER PCN#506884	molex		
mm	NTS				
GENERAL TOLERANCES (UNLESS SPECIFIED)			CSE M12 PNP XP AC FE RA XM SE		
			PRODUCT CUSTOMER DRAWING		
4 PLACES	±	±	EC NO: 662770	2021/03/17	
3 PLACES	±	±	DRWN: SKANDB	2021/06/02	
2 PLACES	±	±	CHK'D: GGA	2021/06/02	
1 PLACE	±	±	APPR: GGA		
0 PLACES	±	±	INITIAL REVISION:		
ANGULAR TOL ± 1.0°			DRWN: HWALCZAK	2012/11/24	
			APPR: MIWASIECZKO	2013/01/15	
DRAFT WHERE APPLICABLE MUST REMAIN WITHIN DIMENSIONS			FIRST ANGLE PROJECTION	DRAWING	SHEET NUMBER
				A3-SIZE	120067
			MATERIAL NUMBER	CUSTOMER	SHEET NUMBER
			SEE TABLE	GENERAL MARKET	1 OF 2

1200675067	8030P1E03M020
1200675059	8030P1E03M030
1200675060	8030P1E03M050
1200678020	8030P1E03M0501
1200678326	8030P1E03M050H
1200675061	8030P1E03M100
1200678259	8030P1E03M150
1200678021	8030P1E03M2005
1200675027	8030P1E52M020
1200675025	8030P1E52M050
1200675026	8030P1E52M100
1200678308	8030P1H09M020
1200678310	8030P1H09M050
1200678006	8030P1H09M050H
1200678311	8030P1H09M100
1200678007	8030P1H09M100H
1200675009	8030P1I03M020
1200675093	8030P1I03M025
1200678144	8030P1I03M030
1200675010	8030P1I03M050
1200678210	8030P1I03M060
1200675011	8030P1I03M100
1200678145	8030P1I20M020
1200678026	8030P1I20M060
1200675068	8030P1I20M120
1200678029	8030P1P03M010
1200678030	8030P1P03M0101
1200675069	8030P1P03M020
1200678031	8030P1P03M0201
1200678032	8030P1P03M030
1200678147	8030P1P03M030H
1200675002	8030P1P03M050
1200675082	8030P1P03M050H
1200678197	8030P1P03M075

1200060366	8030P1P03M100
1200675083	8030P1P03M100H
1200678033	8030P1P03M150
1200678035	8030P1P09M050
1200678234	8030P1P09M100
1200678036	8030P1P09M150
1200675029	8030P1P82M020
1200675022	8030P1P82M050
1200678038	8030P1S20M010
1200678248	8030P1S20M0101
1200678039	8030P1S20M020
1200678040	8030P1S20M030
1200675012	8030P1S20M050
1200678192	8030P1S20M050H
1200678172	8030P1S20M1001
1200675013	8030P1S20M2001
1200678384	8040P1E02M100
1200678304	8040P1E03M010
1200675014	8040P1E03M020
1200675015	8040P1E03M030
1200678303	8040P1E03M040
1200060611	8040P1E03M050
1200675073	8040P1E03M100
1200678258	8040P1E03M150
1200678282	8040P1E03M200
1200678309	8040P1H09M020
1200678312	8040P1H09M050
1200678008	8040P1H09M050H
1200678313	8040P1H09M100
1200678009	8040P1H09M100H
1200678306	8040P1I03M010
1200678044	8040P1I03M020
1200678045	8040P1I03M030

1200678307	8040P1I03M040
1200670293	8040P1I03M050
1200670292	8040P1I03M100
1200658616	8040P1P03M010
1200060618	8040P1P03M020
1200651777	8040P1P03M030
1200658621	8040P1P03M040
1200678150	8040P1P03M050H
1200675017	8040P1P03M100
1200678151	8040P1P03M100H
1200678046	8040P1P03M150
1200678305	8040P1P82M0207
1200678047	8040P1P82M050
1200678048	8040P1P82M0507
1200678050	8040P1P82M1007
1200678010	8040P1S20M010
1200678201	8040P1S20M020
1200678051	8040P1S20M020H
1200675086	8040P1S20M030
1200675024	8040P1S20M040H
1200675018	8040P1S20M050
1200675023	8040P1S20M100
1200675019	8040P1S20M1001
1200678053	8040P1S20M100H
1200678265	8040P1S20M200
1200675074	8040P1S20M2001

THIS DRAWING CONTAINS INFORMATION THAT IS PROPRIETARY TO MOLEX ELECTRONIC TECHNOLOGIES, LLC AND SHOULD NOT BE USED WITHOUT WRITTEN PERMISSION									
DIMENSION UNITS		SCALE		CURRENT REV DESC: OBSOLETE PART NUMBERS AS PER PCN#506884				molex	
mm		NTS							
GENERAL TOLERANCES (UNLESS SPECIFIED)				EC NO: 662770		2021/03/17		PRODUCT CUSTOMER DRAWING	
				DRWN: SKANDB		2021/06/02			
				CHK'D: GGA		2021/06/02		DOCUMENT NUMBER SD-120067-035	
				APPR: GGA		2021/06/02			
				INITIAL REVISION:		2012/11/24		DOC TYPE PSD	
				DRWN: HWALCZAK		2013/01/15			
				APPR: MIWASIECZKO				DOC PART 001	
ANGULAR TOL ± 1.0°				FIRST ANGLE PROJECTION		DRAWING		SHEET NUMBER 2 OF 2	
DRAFT WHERE APPLICABLE MUST REMAIN WITHIN DIMENSIONS						SERIES A3-SIZE			
DOCUMENT STATUS				RELEASE DATE		CUSTOMER		MATERIAL NUMBER	
P1				2021/06/02 05:42:43		GENERAL MARKET		SEE TABLE	