THIS DRAWING IS UNPUBLISHED. RELEASED FOR PUBLICATION -,- .
© COPYRIGHT - BY TYCO ELECTRONICS CORPORATION, ALL RIGHTS RESERVED.

| LOC | DIST |
|---|---|
| AD | 25 |

REVISIONS

| P | LTR | DESCRIPTION | DATE | DWN | APVD |
|---|---|---|---|---|---|
| | F | REVISED PER ECO-07-007578 | 27APR07 | DH | DB |

1. HOUSING MATERIAL: HIGH TEMPERATURE, GLASS-FILLED POLYMER. COLOR: GRAY OR WHITE.
2. POST MATERIAL: BRASS.
3. POST FINISH: DIN 41612 CLASS 2 IN CONTACT AREA. TIN-LEAD PLATE ON POSTS.
4. RECOMMENDED HOLE SIZE FOR MANUAL APPLICATION OF CONNECTOR ONTO PC BOARD.
5. PART NUMBER, DATE CODE MARKED THIS APPROXIMATE AREA.
6. MARKING ON THIS SIDE.
7. CSA LOGO MOLDED IN THIS AREA.
8. HIGH TEMPERATURE DESIGNATION MOLDED IN THIS AREA.

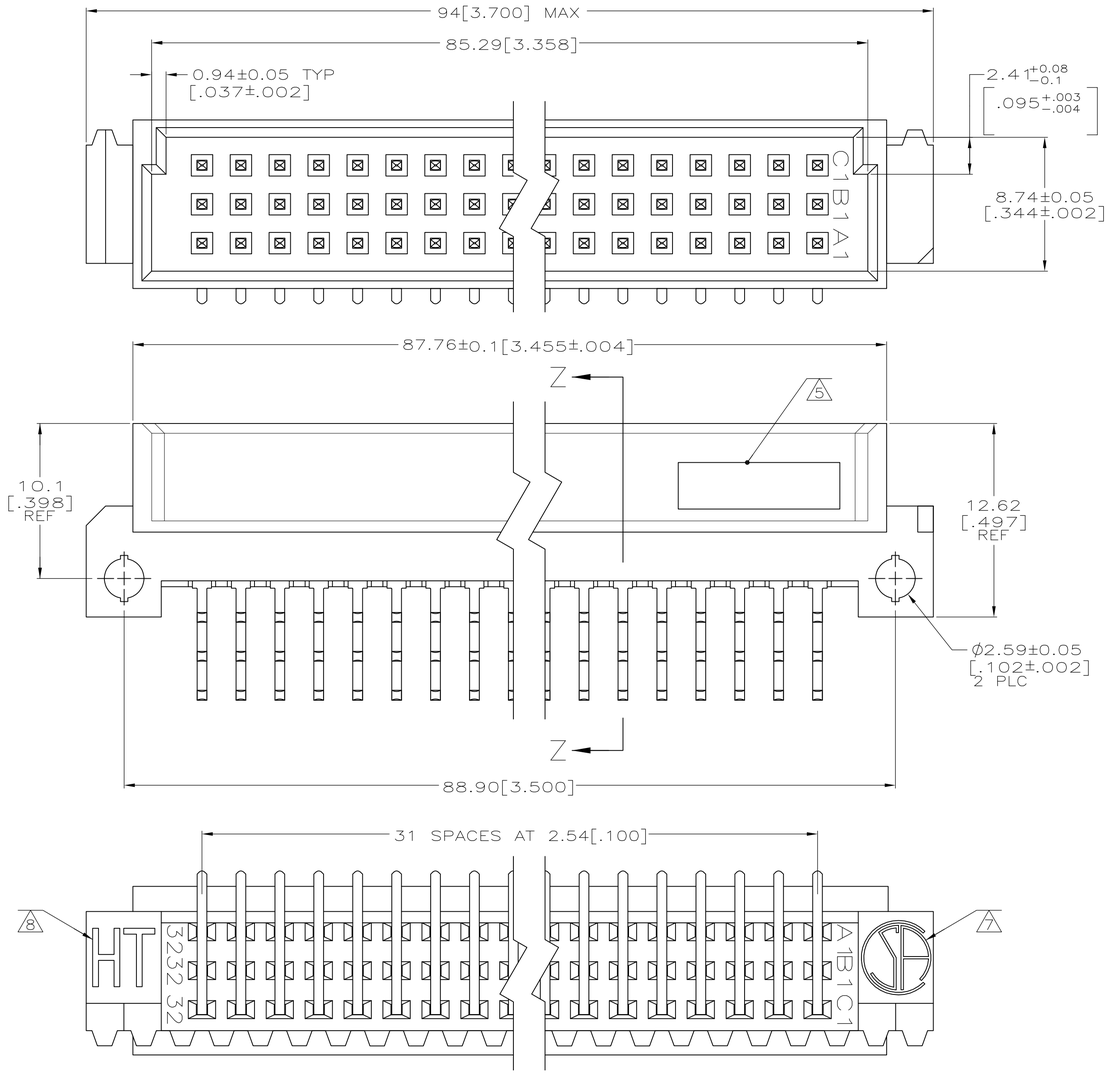


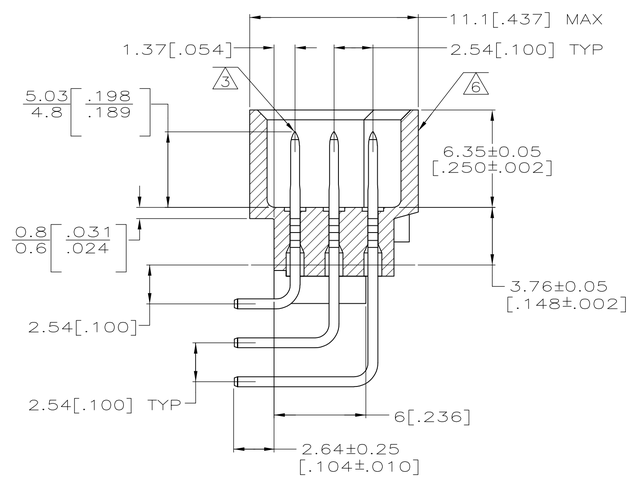


SECTION Z-Z

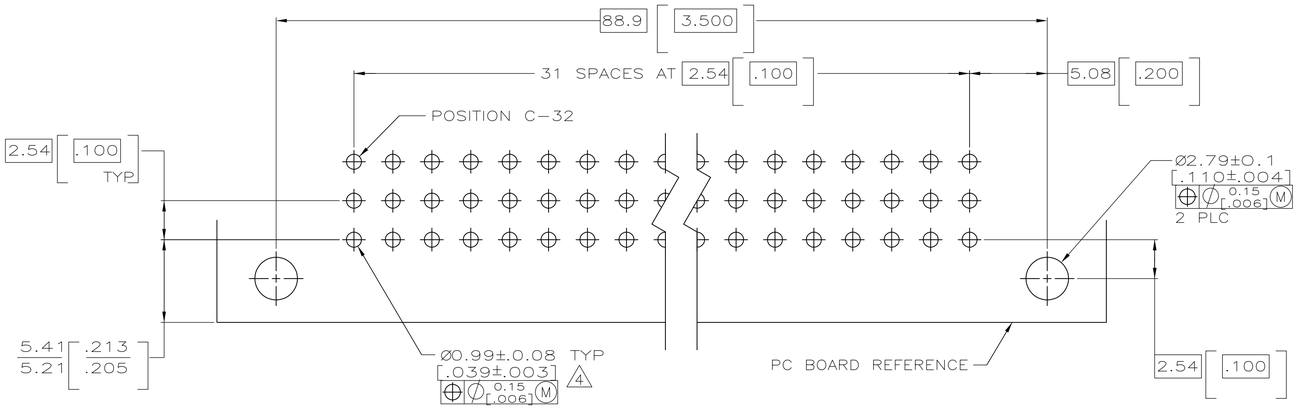


PC BOARD LAYOUT

THIS DRAWING IS A CONTROLLED DOCUMENT.

DIMENSIONS: mm [INCHES]

TOLERANCES UNLESS OTHERWISE SPECIFIED:
0 PLC ± –
1 PLC ± –
2 PLC ± –
3 PLC ± 0.13[.005]
4 PLC ± –
ANGLES ± –

MATERIAL: HSG 1, POST 2
FINISH: POST 3

DWN L. BRINER 9/9/91
CHK D.C. RUBENDALL 9/10/91
APVD K.R. PARMER 9/12/91
PRODUCT SPEC —
APPLICATION SPEC —
WEIGHT —

536010-5

tyco Electronics — Tyco Electronics Corporation, Harrisburg, PA 17105-3608

NAME: PIN ASSEMBLY, EUROCARD, TYPE C

| SIZE | CAGE CODE | DRAWING NO | RESTRICTED TO |
|---|---|---|---|
| A1 | 00779 | C-536010 | — |

CUSTOMER DRAWING | SCALE 5:1 | SHEET 1 OF 1 | REV F