


DGK060 Series

60 Watts, Peak 85 Watts

Universal Input, for Medical & ITE Applications



DESCRIPTION

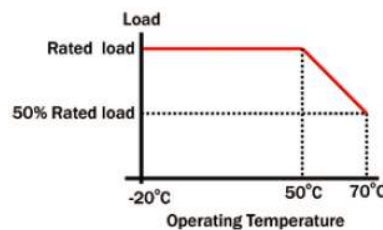
The DGK060 series power supply is a 60 watt unit in a 2" X 4" footprint with a power density of 7.7W/cu in. The DGK060 is Green Energy complaint and typically has an efficiency of 90%.

FEATURES

- ITE/Medical applications
- Universal input 90VAC to 264VAC
- Cost effective
- Green Power
- Small size
- Single output

APPLICATIONS

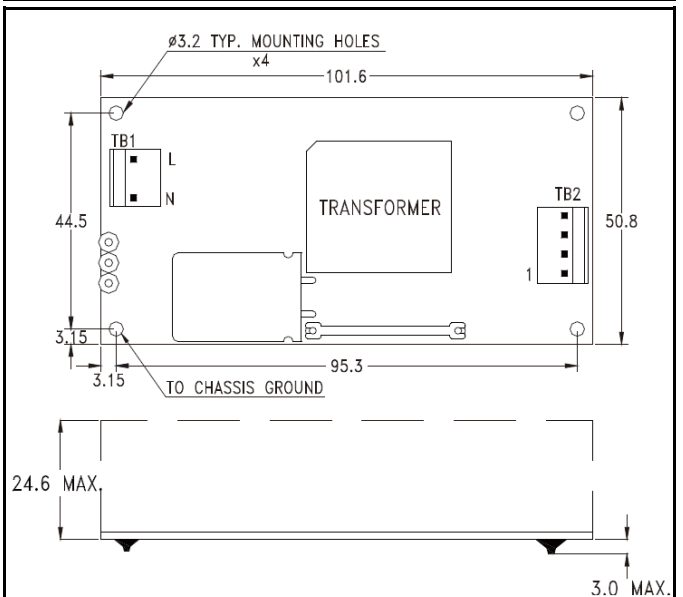
- ITE/Medical application
- Telecommunication
- PCB power
- Battery charging system



GENERAL SPECIFICATIONS

Input Voltage.....	90VAC to 264VAC
Input Frequency.....	47Hz to 63Hz
Inrush Current (cold).....	Less than 30A at 115VAC or 60A at 230VAC cold start, 25°C
Operating Temperature.....	-20°C to 70°C
Storage Temperature.....	-40°C to 85°C
Cooling.....	Convection Cooling
Efficiency.....	>85% Typical
Holdup Time.....	>16ms
Overload Protection.....	Auto Recovery
Over Voltage.....	Latch-off
Safety :	
Designed in full compliance with.....	UL 60950-1 UL60601-1
EMI.....	EN55022 "B"
Harmonics.....	EN61000-3-2 class A
EMS.....	EN61000-4-2,-3,-4,-5,-6,-11

MECHANICAL SPECIFICATIONS



Note:
 1. Dimensions shown in mm above
 2. Size: 2" x 4" x 0.97" (50.8 x 101.6 x 24.6)mm
 3. Connector: TB1 AC Input : Molex 5277-02A
 TB2 DC Output: Molex 5273-04A

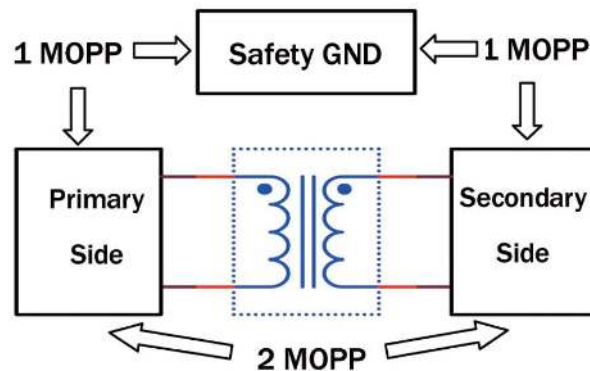
OUTPUT SPECIFICATIONS

Model	Watts	Voltage (Vdc)	Load (A)			Voltage Tolerance	Ripple & Noise	Regulation	
			Min.	Rate	Peak			Line	Load
DGK060-7	60	+12V	0	5.00	6.50	+11.9V~+12.1V	120 mV	±0.5%	±1%
DGK060-8	60	+15V	0	4.00	5.60	+14.9V~+15.1V	100 mV	±0.5%	±1%
DGK060-3	60	+18V	0	3.33	4.67	+17.9V~+18.1V	100 mV	±0.5%	±1%
DGK060-9	60	+24V	0	2.50	3.50	+23.9V~+24.1V	150 mV	±0.5%	±1%
DGK060-G	60	+28V	0	2.14	3.00	+27.9V~+28.1V	150 mV	±0.5%	±1%
DGK060-J	60	+36V	0	1.66	2.21	+35.8V~+36.2V	200 mV	±0.5%	±1%
DGK060-14	60	+48V	0	1.25	1.75	+47.8V~+48.2V	250 mV	±0.5%	±1%
DGK060-H	60	+60V	0	1.00	1.40	+59.6V~+60.4V	300 mV	±0.5%	±1%

OUTPUT PIN

TB2	1	2	3	4
PIN ASSIGNMENT	+V		RTN	

MEDICAL ISOLATION GRADE



Note: To order medical model add suffix "-M" to end of ITE model name e.g. DGK06X-M

Note: Contact factory for Safety Agency Approved status.

1. Each output can provide up to max load separately when the power supply starts up. Exceeding the max. output power continuously is not allowed.
2. At factory, in 60% rated load condition, each output is checked to be within voltage accuracy.
3. Line regulation is defined by changing $\pm 10\%$ of input voltage from nominal line at rated load.
4. Load regulation is defined by changing $\pm 40\%$ of measured output load from 60% rated load at another output set to 60% rated load.
5. The ripple and noise is measured by using a 15MHz bandwidth limited oscilloscope. Each output is terminated with a 0.47 μF capacitor at rated load and nominal line.
6. Hold up time is measured from the end of the last charging pulse to the time when the main output drops down to the low limit output of the main output at rated load and nominal line.
7. Efficiency is measured at rated load and nominal line.