

CTSFW1030F Series

From .20 μ H to 2.2 μ H



CHARACTERISTICS

Description: SMD flat wire high current power inductors

Features:

- Magnetic shielded structure, excellent resistance to electromagnetic interference
- Flat wire winding, achieve a low DC resistance
- Lightweight design, save space, suitable for high density SMT

Applications: Low loss, high efficiency, wide application frequency, and application scope

Operating Temperature: -55°C to +150°C

Inductance Tolerance: $\pm 20\%$

Testing: Inductance at 100kHz, 0.1V

Packaging: Tape & Reel.

Miscellaneous: **RoHS Compliant.**

Additional Information: Additional electrical & physical information available upon request.

Samples available. See website for ordering information.

SPECIFICATIONS

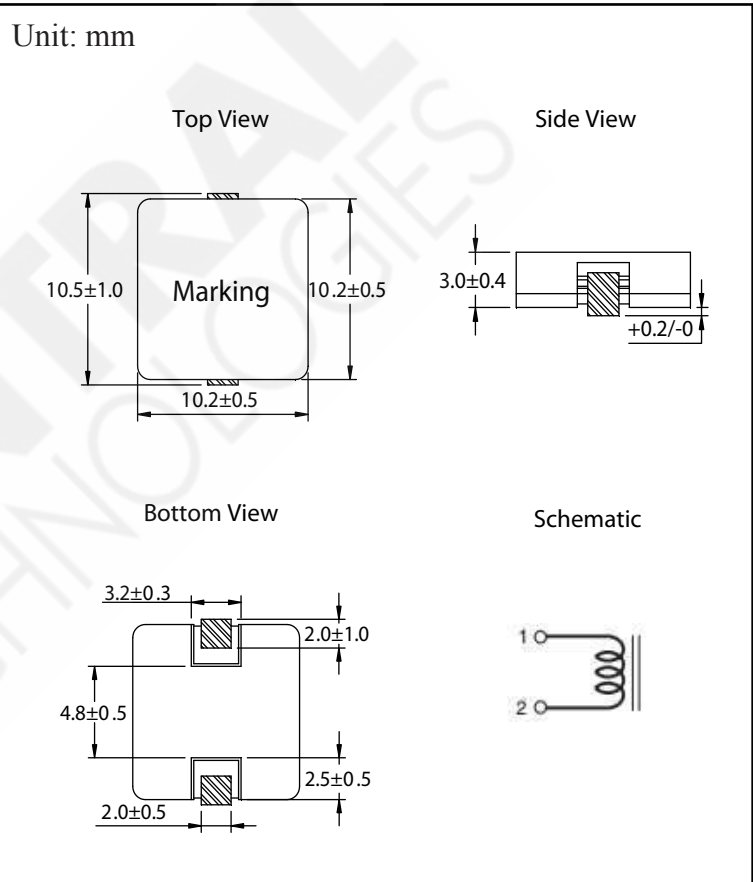
*Isat: Value of inductance decrease within 30%

**Irms: A rise in temperature of core surface is within 50°C

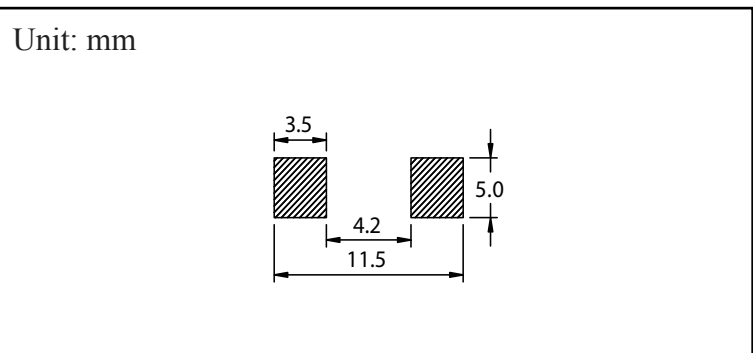
Part Number	Inductance $\pm 20\%$ (μ H)	DCR Nom.(Max.) (m Ω)	Isat(A) Drop $\leq 30\%$	Irms(A) Rise $\leq 50^\circ$ C
CTSFW1030F-R20M	0.20	0.82(0.90)	50.00	22.00
CTSFW1030F-R33M	0.33	2.1(2.50)	36.00	18.00
CTSFW1030F-R56M	0.56	2.1(2.50)	33.00	18.00
CTSFW1030F-R68M	0.68	4.9(5.40)	21.00	14.00
CTSFW1030F-1R0M	1.00	4.9(5.40)	21.00	14.00
CTSFW1030F-1R2M	1.20	6.60(7.40)	15.00	12.00
CTSFW1030F-1R5M	1.50	6.60(7.40)	18.00	12.00
CTSFW1030F-2R2M	2.20	11.38(12.50)	15.00	9.00

PHYSICAL DIMENSIONS

Unit: mm

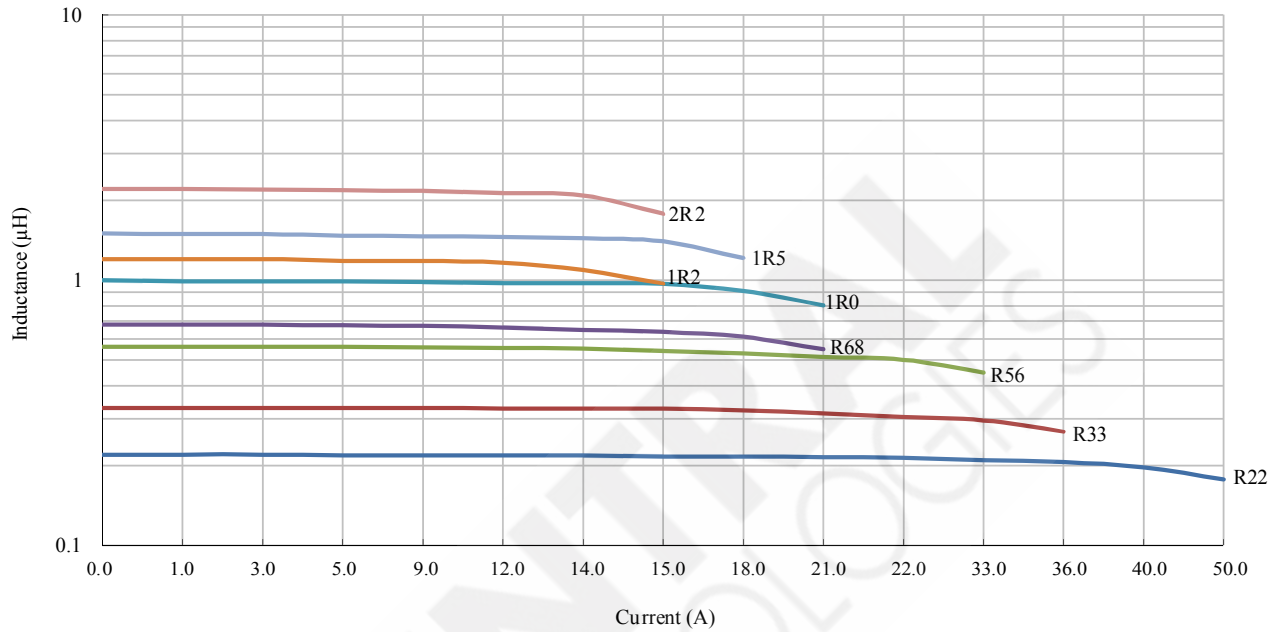


PAD LAYOUT



CTSFW1030F Series

Typical Inductance vs Current Characteristics



Typical Temperature Rise vs Current Characteristics

