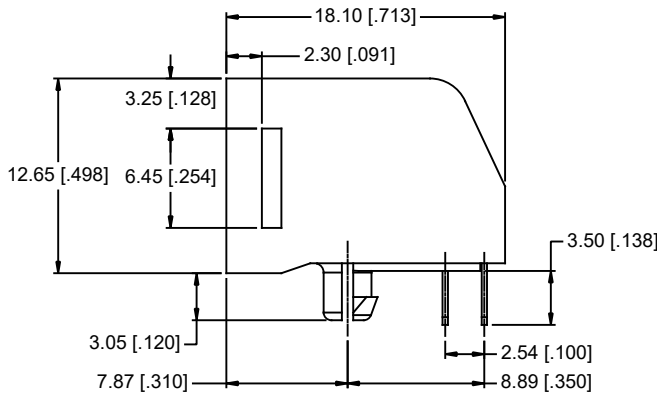
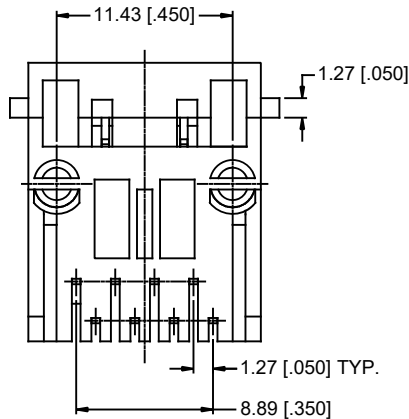


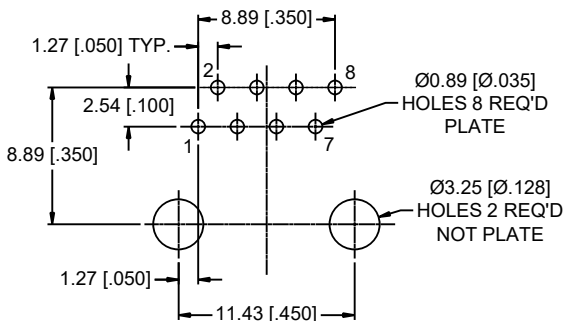
FRONT VIEW



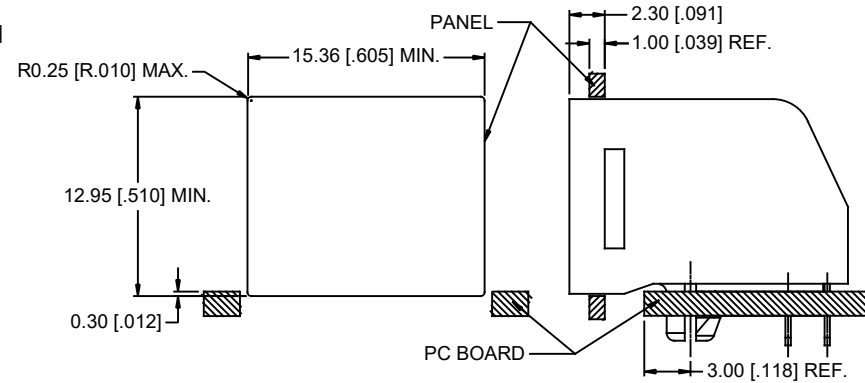
SIDE VIEW



BOTTOM VIEW



RECOMMENDED P.C.B LAYOUT  
(TOLERANCE:  $\pm 0.05[\pm 0.002]$ )  
(PCB THICKNESS: 1.57[.062])  
(COMPONENT SIDE OF PC BOARD)



RECOMMENDED PANEL CUTOUT

**NOTES:**

1. MATERIALS:

CONTACTS: PHOSPHOR BRONZE, 0.35MM THICKNESS,  
PLATING: 50 $\mu$  [1.27 MICRONS] MIN. GOLD PLATING  
ON MATING SURFACES,  
50 $\mu$  [1.27 MICRONS] MIN. NICKEL OVERALL.  
GOLD FLASH ON CONTACT TAILS.

HOUSING: ENGINEERING THERMOPLASTIC, FLAMMABILITY RATING UL 94V-0  
COLOR - BLACK.

2. MECHANICAL:

MATING FORCE: 5.0 LBS MAXIMUM

3. ELECTRICAL:

CONTACT RESISTANCE: 20 MILLIOHMS MAXIMUM  
INSULATION RESISTANCE: 500 MEGOHMS MINIMUM  
CURRENT RATING: 1.5 AMPS  
VOLTAGE RATING: 125 VOLTS AC

4. ENVIRONMENTAL:

STORAGE TEMPERATURE: -40°C TO +85°C

5. RECOMMENDED SOLDERING TEMPERATURE:

WAVE SOLDERING PEAKED AT 260°C FOR 5 TO 8 SECONDS.

AMPHENOL PART NUMBER: RJE03-188-0426

REVISIONS			
REV	DESCRIPTION, ECN, EAR NO.	DATE	APP'D
A	NEW PROPOSAL	JUL19/22	KELVIN



UNLESS SPECIFIED OTHERWISE	DRAWN RONNIE.C	JUL19/22
PRIMARY UNITS MILLIMETERS	CHECKED KELVIN.T	JUL19/22
SECONDARY INCHES	M.E. APP'D	
REFERENCE IN PARENTHESES	Q.A. APP'D	
GENERAL TOLERANCES	DWG APP'D	
1 DECIMAL PLACE $\pm 0.38$	ENG. REL. NO.	
2 DECIMAL PLACES $\pm 0.25$	REF.	
3 DECIMAL PLACES $\pm 0.13$		
ANGULAR DEGREES $\pm 2.0^\circ$	THIRD ANGLE PROJECTION	DO NOT SCALE DRAWING

Amphenol Canada Corp. Commercial Products	
SINGLE PORT MODULAR JACK, TAB DOWN, 8 POSITION, 8 CONTACTS, WITH PANEL STOPS, UNSHIELDED -RoHS COMPLIANT	
DWG NO.	P-RJE03-188-0426
CODE ID NO. 03554	DWG SIZE X SCALE N/A SHEET 1 OF 1