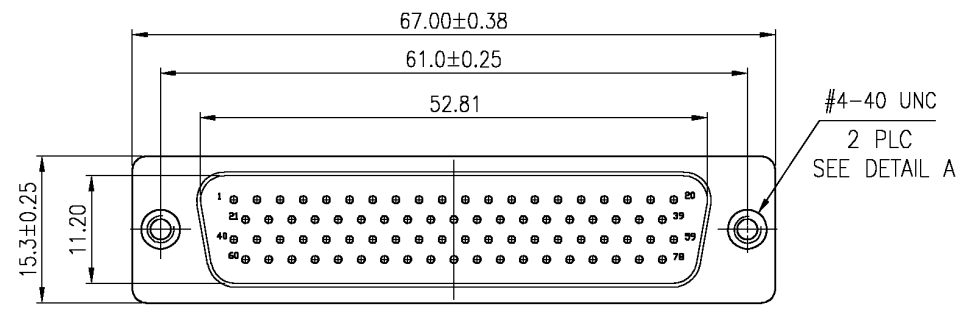


THIS DRAWING IS UNPUBLISHED. RELEASED FOR PUBLICATION
 © COPYRIGHT BY TYCO ELECTRONICS CORPORATION. ALL RIGHTS RESERVED.

LOC	DIST	REVISIONS					
GP	00	P	LTR	DESCRIPTION	DATE	DWN	APVD
		J		REDRAWN PER EC 0S13-0181-03	16OCT03	JG	CC



MATERIAL:

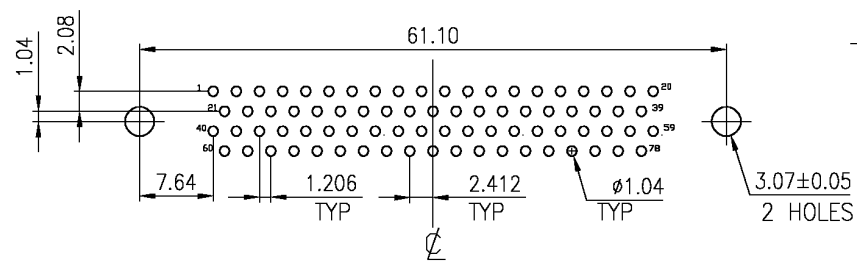
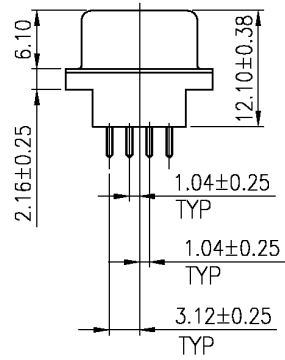
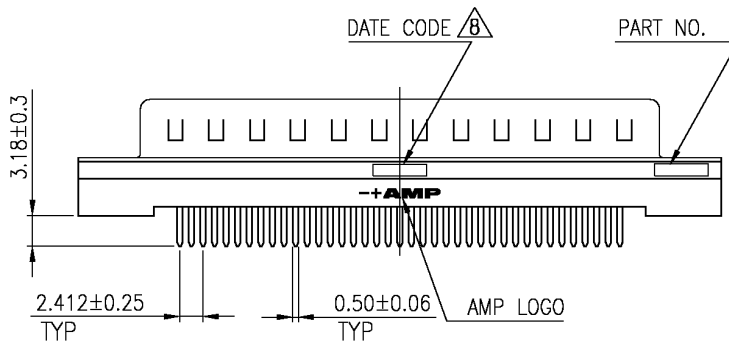
- Housing: PBT with 30 % G.F polyester, color black, UL 94V-0 Rated.
- Contact: Brass.
- Contact Plated: Gold plated (see table) over 50μ Nickel underplated.
- Solder Tail: Sn/Pb plated 120μ over 50μ Nickel underplated.
- Shell: Steel, Nickel plated
- Rivet: Brass, Nickel plated 30μ Min.
- Packaged in trays.

△ The date code shall consist of 4 digits. A typical example is shown in Figure 1.
 Year 01 45 Manufacturing Week

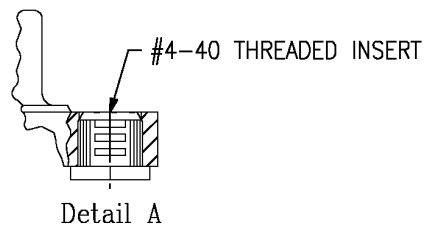
ELECTRICAL CHARACTERISTICS:

- Current rated: 2 AMPS (SIGNAL Application only)
- Voltage rating: 250 VAC
- Dielectric withstanding voltage 1000 V AC
- Insulation resistance 1000 MΩ min
- Contact resistance : 20 mΩ max.
- Operating temperature : -55°C to 105°C

Gold flash	749019-6
15 μ"	749019-5
30 μ"	749019-1
Contact Finish	Part Number



RECOMMENDED PCB LAYOUT



THIS DRAWING IS A CONTROLLED DOCUMENT.		DWN	J.GERACE	16OCT03	tyco Electronics	Tyco Electronics Corporation Harrisburg, Pa 17105	
DIMENSIONS: MM		CHK	C.CASH	16OCT03		NAME	PLUG ASSEMBLY, SIZE 5, 78 POS, VERTICAL, FRONT METAL SHELL, WITH THREADED INSERTS, AMPLIMITE HD-22
TOLERANCES UNLESS OTHERWISE SPECIFIED:		APVD	M.WALMSLEY	16OCT03	PRODUCT SPEC	SIZE	A3
0 PLC ± -		APPLICATION SPEC			CAGE CODE	00779	DRAWING NO
1 PLC ± -					DRAWING NO	C=749019	
2 PLC ± 0.2		WEIGHT			RESTRICTED TO	-	
3 PLC ± 0.1		CUSTOMER DRAWING			SCALE	2:1	SHEET
4 PLC ± -					1	OF	1
ANGLES ± -					REV	J	