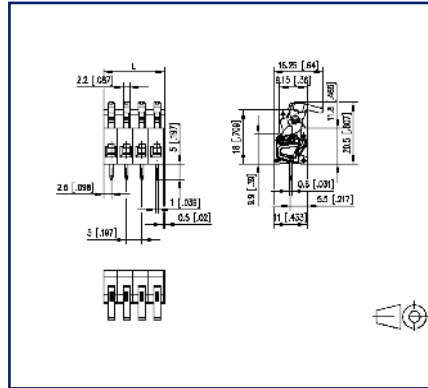


Data sheet
ST025xxHDNC AST025

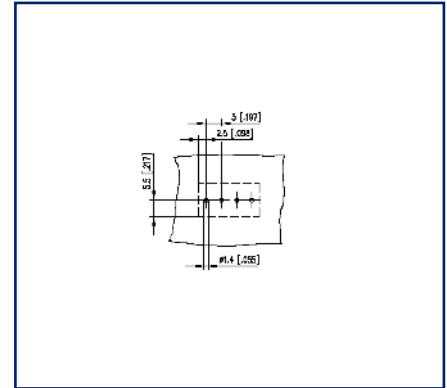
Illustrations



Dimensional drawing



Drill pattern





See enlarged drawings at the end of document

Product specification

- spring clamp terminal block, solderable
- centerline 5.00 mm, direction of connection 90°
- fittable without loss of poles
- color gray
- eccentric lever

Technical Data

General Data			
Solder pin length	5 mm		
min. number of poles	2		
max. number of poles	24		
Insulating material class	CTI 400		
clearance/creepage dist.	4 mm		
Protection category	IP20		
Min. insul. strip length	6 mm		
Rated current	12 A		
Overvoltage category	III	III	II
Pollution degree	3	2	2
Rated voltage	32 V	200 V	200 V
Rated test voltage	1.5 kV	1.5 kV	1.5 kV
Terminal data			
rat.wiring solid AWGmax	0.2 mm ² - 2 mm ² / AWG 28 - AWG 14		
rat.wiring strand.AWGmax	0.2 mm ² - 2 mm ² / AWG 28 - AWG 14		
Approvals			
 V / A / AWG	300 / 13 / 28 - 14		
approval UL - File No.	E121004		
 1 mm ²	250 V / 13.5 A / T60		
Material			
insulating material	PA46		
flammability class	V0		
spring material	Spring steel		
contact material	CuSn		
Contact surface	Ni + Sn		
Glow-Wire Flammability GWFI	-		
Glow-Wire Flammability GWIT	-		
Climatic Data			
upper limit temperature	105 °C		
lower limit temperature	-40 °C		

U | Contact

Data sheet
ST025xxHDNC AST025

Page 3/5

P/N
AST025xx
xx=number of poles
2023/07/03
Version: V

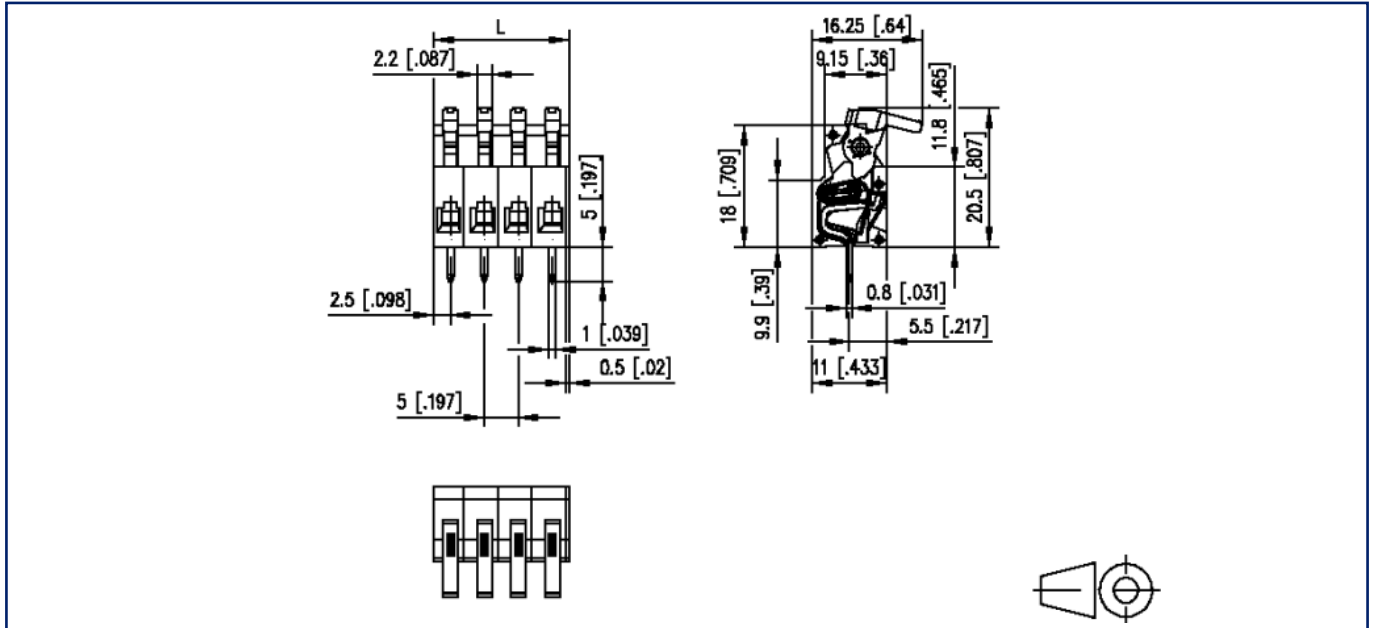
Technical Data

general

Tolerance	ISO 2768 -mH
Solderability	Acc. to JEDEC JESD22-B102E 245°C/5s

Illustrations

Dimensional drawing



$L = (\text{pole size} - 1) \times \text{centerline} + 5 \text{ mm } [0.197]$

Illustrations

Drill pattern

