

**QT-Brightek Chip LED Series****0603 IR LED****Part No.: QBLP601-IR3****IR3: 850nm**

Product: QBLP601-IR3	Date: September 07, 2021	Page 1 of 9
	Version# 1.0	

---

**Table of Contents:**

Introduction .....	3
Electrical / Optical Characteristic (Ta=25 °C) .....	4
Absolute Maximum Rating .....	4
Characteristic Curves.....	5
Solder Profile & Footprint.....	6
Packing .....	7
Labeling .....	8
Ordering Information .....	8
Revision History .....	9
Disclaimer .....	9

Product: QBLP601-IR3	Date: September 07, 2021	Page 2 of 9
	Version# 1.0	

## Introduction

**Feature:**

- Water clear lens
- Package in tape and reel
- 0603 LED package
- AlGaAs technology
- Viewing Angle = 140 deg typ.

**Description:**

These ultra bright 0603 LEDs have a height profile of 0.60mm. With higher packing density and smaller footprint, these LEDs are ideal for smaller equipment and miniature application.

**Application:**

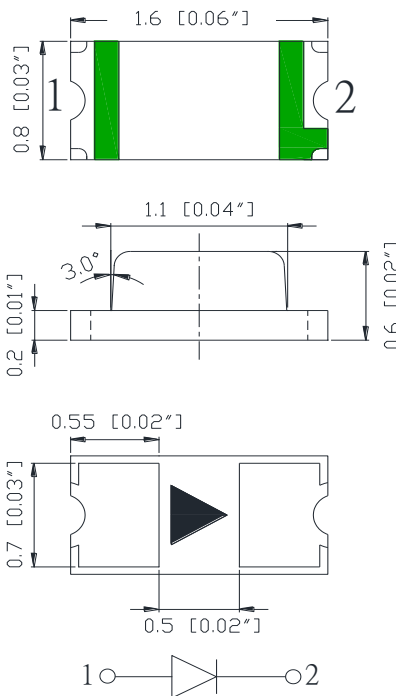
- Infrared Sensor
- Optoelectronic Switch
- Smoke detector
- Drive sensor

**Certification & Compliance:**

- TS16949
- ISO9001
- RoHS Compliant



**Dimension:**



Units: mm / tolerance = +/-0.1mm

### Electrical / Optical Characteristic (Ta=25 °C)

Product	Color	I <sub>F</sub> (mA)	V <sub>F</sub> (V)		λ <sub>P</sub> (nm)			I <sub>e</sub> (mW/sr)	
			Typ.	Max.	Min.	Typ.	Max.	Min.	Typ.
QBLP601-IR3	Infrared	20	1.3	1.8	840	850	860	0.2	0.6

### Absolute Maximum Rating

Material	P <sub>d</sub> (mW)	I <sub>F</sub> (mA)	I <sub>FP</sub> (A)*	V <sub>R</sub> (V)	T <sub>OP</sub> (°C)	T <sub>ST</sub> (°C)	T <sub>SOL</sub> (°C)**
AlGaAs	90	50	1	5	-40 ~ +80	-40 ~ +85	260

\*Duty cycle=1%, Pulse width 100μs

\*\*IR Reflow for no more than 10 sec @ 260 °C

### Forward Voltage V<sub>F</sub> @ I<sub>F</sub>=20mA

Bin	Min.	Max.	Unit
□	1.00	1.80	V

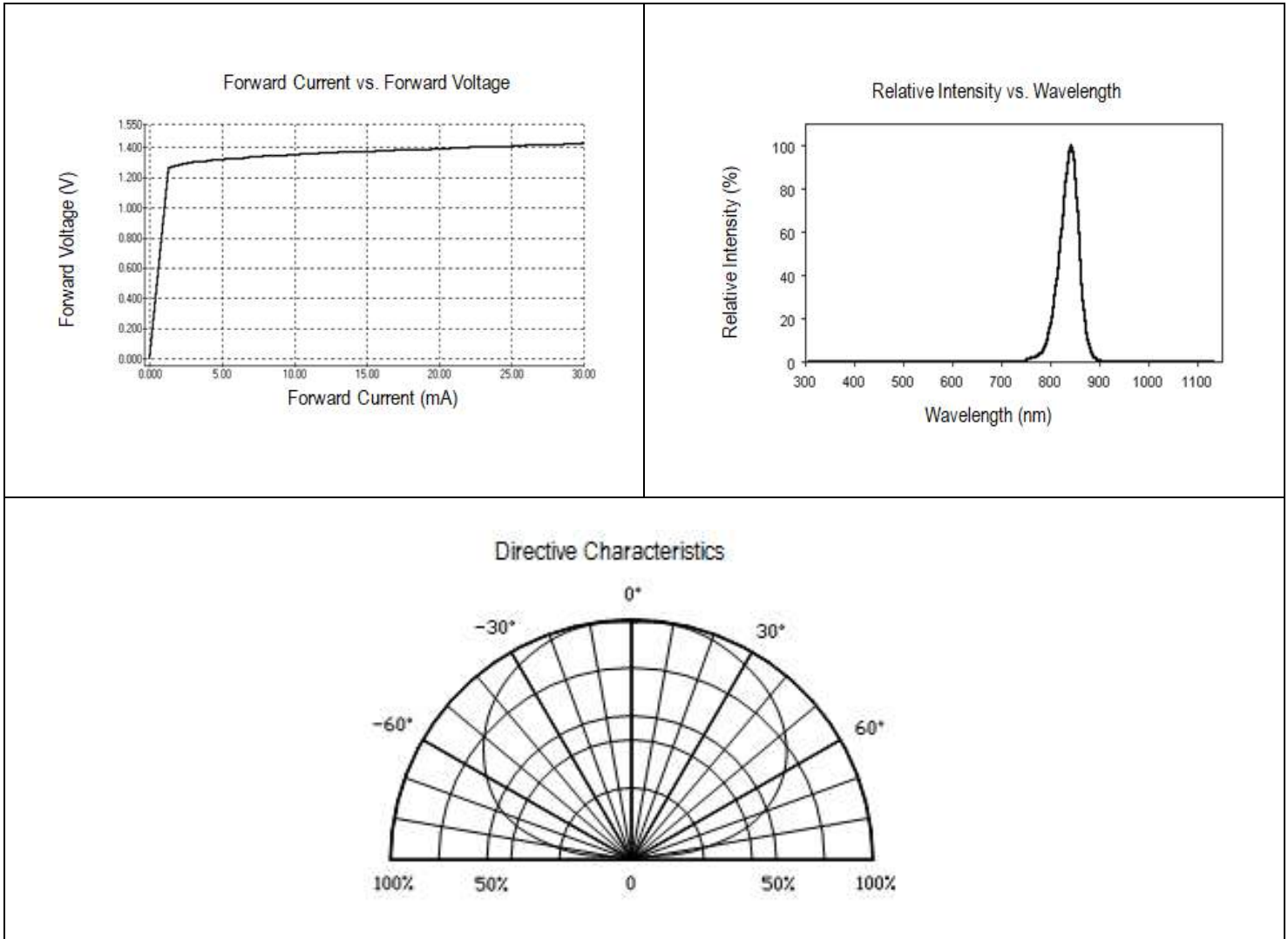
### Peak Wavelength λ<sub>P</sub> @ I<sub>F</sub>=20mA

Bin	Min.	Max.	Unit
□	840	860	nm

### Radiant Intensity I<sub>E</sub> @ I<sub>F</sub>=20mA

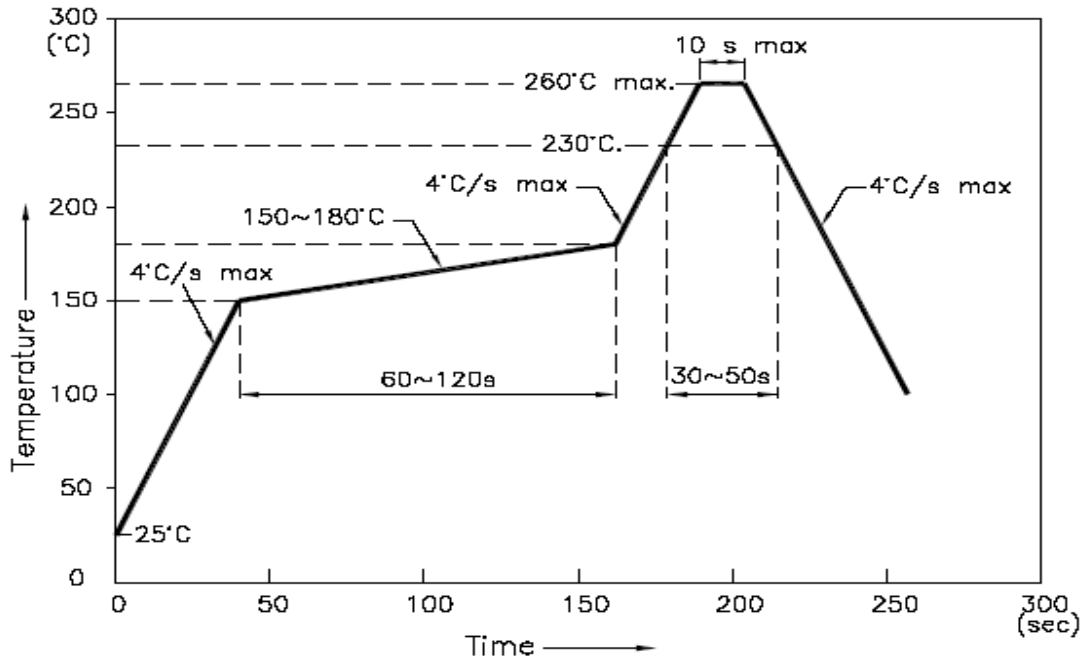
Bin	Min.	Max.	Unit
A	0.20	0.60	mW/sr
B	0.60	1.10	
C	1.10	1.60	

## Characteristic Curves

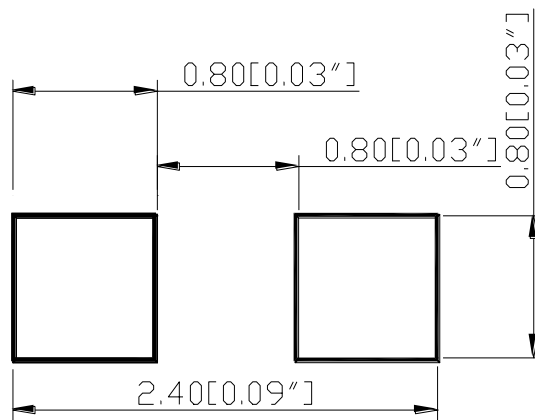


## Solder Profile & Footprint

-The recommended reflow soldering profile is as follows (temperatures indicated are as measured on the surface of the LED resin):



### Recommended Pad Layout



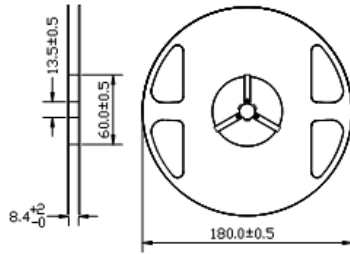
Units: mm

Tolerance: ± 0.1mm

Product: QBLP601-IR3	Date: September 07, 2021	Page 6 of 9
	Version# 1.0	

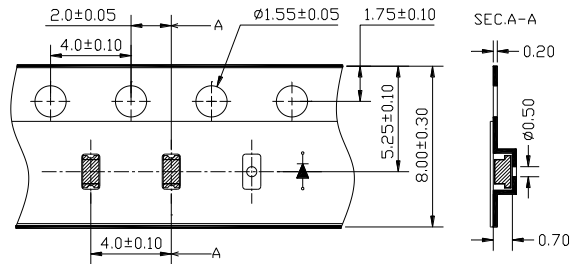
## Packing

### Reel Dimension:



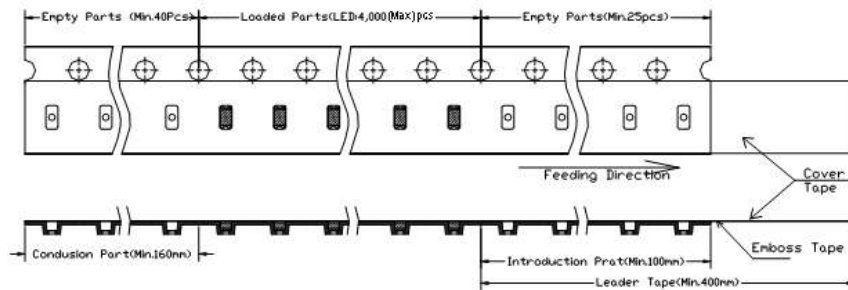
Unit: mm

### Tape Dimension:

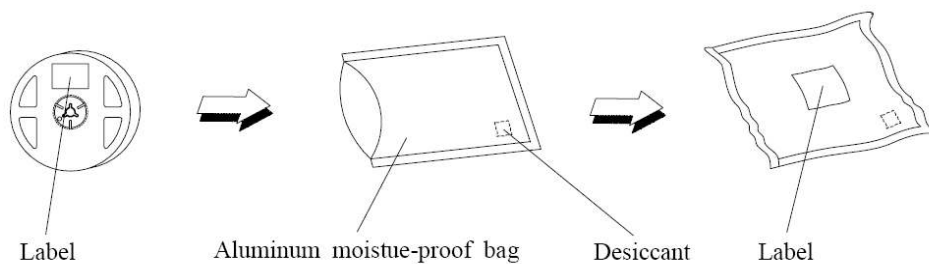


Unit: mm

### Arrangement of Tape:



### Packaging Specification:



Product: QBLP601-IR3	Date: September 07, 2021	Page 7 of 9
	Version# 1.0	

**Labeling**

Part No: \_\_\_\_\_

Customer P/N: \_\_\_\_\_

Item: \_\_\_\_\_

Q'ty: \_\_\_\_\_

Vf: \_\_\_\_\_

Iv: \_\_\_\_\_

WI: \_\_\_\_\_

Date: \_\_\_\_\_

**Made in China****Ordering Information**

Part #	Orderable Part #	Spec Range	Quantity per reel
QBLP601-IR3	QBLP601-IR3	le=0.6mW/sr typ. / λp=850nm typ. @ If=20mA	4,000 units

Product: QBLP601-IR3	Date: September 07, 2021	Page 8 of 9
	Version# 1.0	



**Revision History**

Description:	Revision #	Revision Date
New Release of QBLP601-IR3	V1.0	11/06/2014
Update PCB drawing and brightness	V1.1	09/07/2021

**Disclaimer**

QT-BRIGHTTEK reserves the right to make changes without further notice to any products herein to improve reliability, function or design. QT-BRIGHTTEK does not assume any liability arising out of the application or use of any product or circuit described herein; neither does it convey any license under its patent rights, nor the rights of others.

**Life Support Policy**

QT-BRIGHTTEK's products are not authorized for use as critical components in life support devices or systems without the express written approval of QT-BRIGHTTEK. As used herein:

1. Life support devices or systems are devices or systems which, (a) are intended for surgical implant into the body, or (b) support or sustain life, and (c) whose failure to perform when properly used in accordance with instructions for use provided in the labeling, can be reasonably expected to result in a significant injury of the user.
2. A critical component in any component of a life support device or system whose failure to perform can be reasonably expected to cause the failure of the life support device or system, or to affect its safety or effectiveness.

Product: QBLP601-IR3	Date: September 07, 2021	Page 9 of 9
	Version# 1.0	