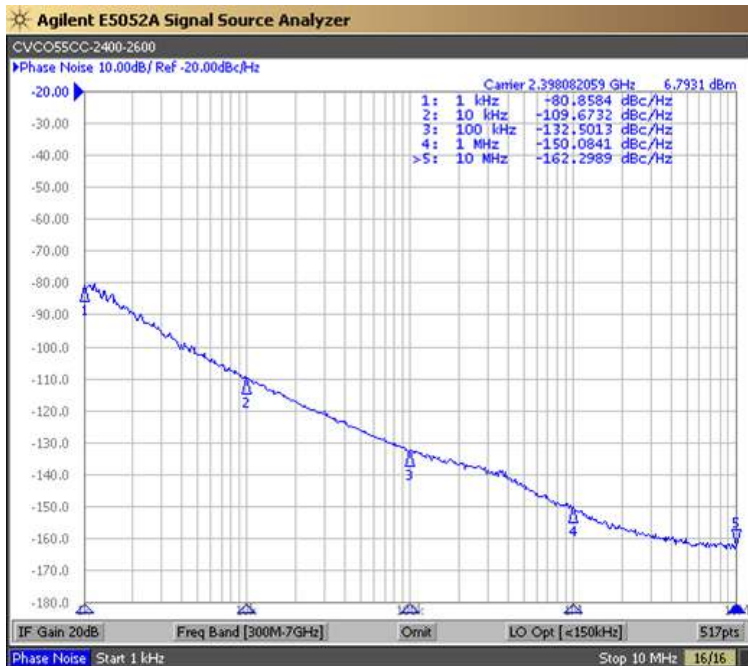
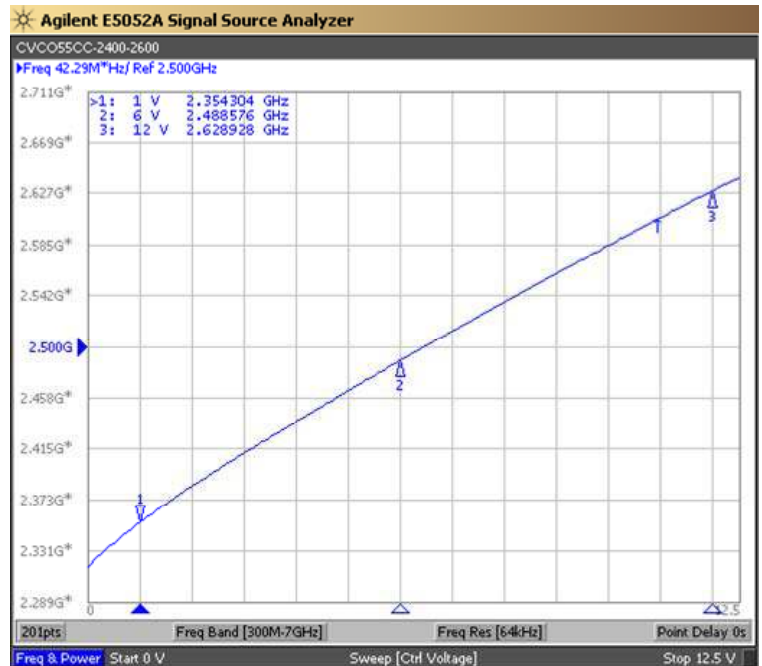


PERFORMANCE SPECIFICATION	MIN	TYP	MAX	UNITS
Lower Frequency:			2400	MHz
Upper Frequency:	2600			MHz
Tuning Voltage:	1.0		12.0	VDC
Supply Voltage:	7.6	8.0	8.4	VDC
Output Power:	+5.0	+7.0	+9.0	dBm
Supply Current:		28		mA
Harmonic Suppression (2 <sup>nd</sup> Harmonic)		-15	-10	dBc
Pushing:		0.5	1.0	MHz/V
Pulling, all Phases:		3.0	5.0	MHz pk-pk
Tuning Sensitivity:		20		MHz/V
Phase Noise @ 10kHz offset:			-106	dBc/Hz
Phase Noise @ 100kHz offset:		-130	-127	dBc/Hz
Load Impedance:		50		$\Omega$
Input Capacitance:			28	pF
Operating Temperature Range:	-40		+85	$^{\circ}\text{C}$
Storage Temperature Range:	-45		+90	$^{\circ}\text{C}$

Phase Noise (1 Hz BW, Typical)

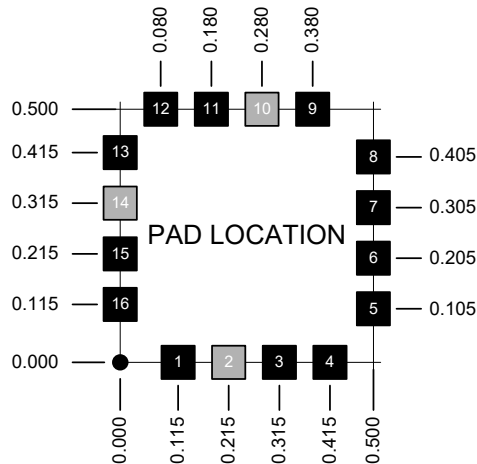
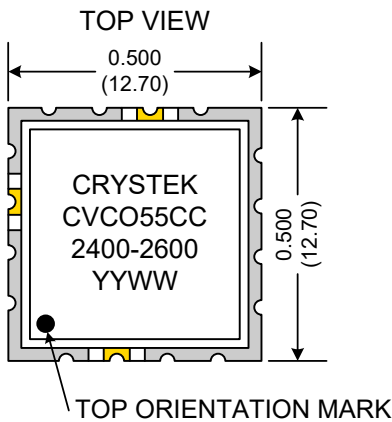
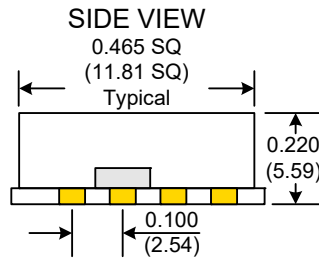
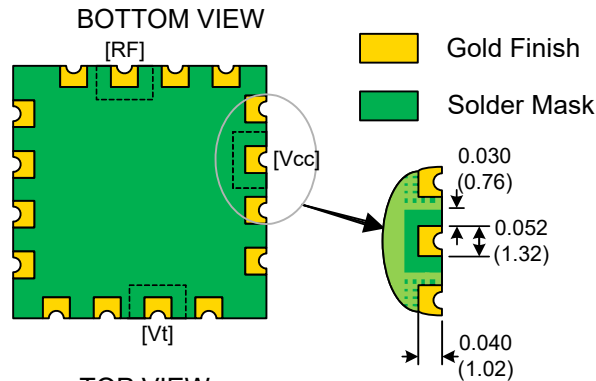


Tuning Curve (Typical)



**Product Control:**

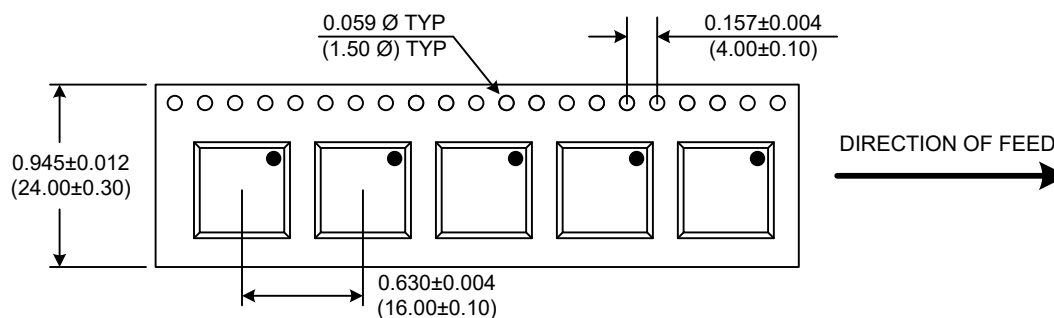
Crystek Part Number:	CVCO55CC-2400-2600	Release Date:	14-Mar-2022
Revision Level:	D	Responsible:	C. Vales



Pad	Connection
2	Vt
10	RF-OUTPUT
14	Vcc
Others	GROUND

- Unless otherwise specified, Dimensions are in:  $\frac{IN}{(mm)}$
- Pad Location Dimensions are in: Inches

**TAPE AND REEL**



Drawing not to scale

**Product Control:**

Crystek Part Number:	CVCO55CC-2400-2600	Release Date:	14-Mar-2022
Revision Level:	D	Responsible:	C. Vales

Crystek Corporation reserves the right to make changes to its products and/or information contained herein without notice. No liability is assumed as a result of its use or application.