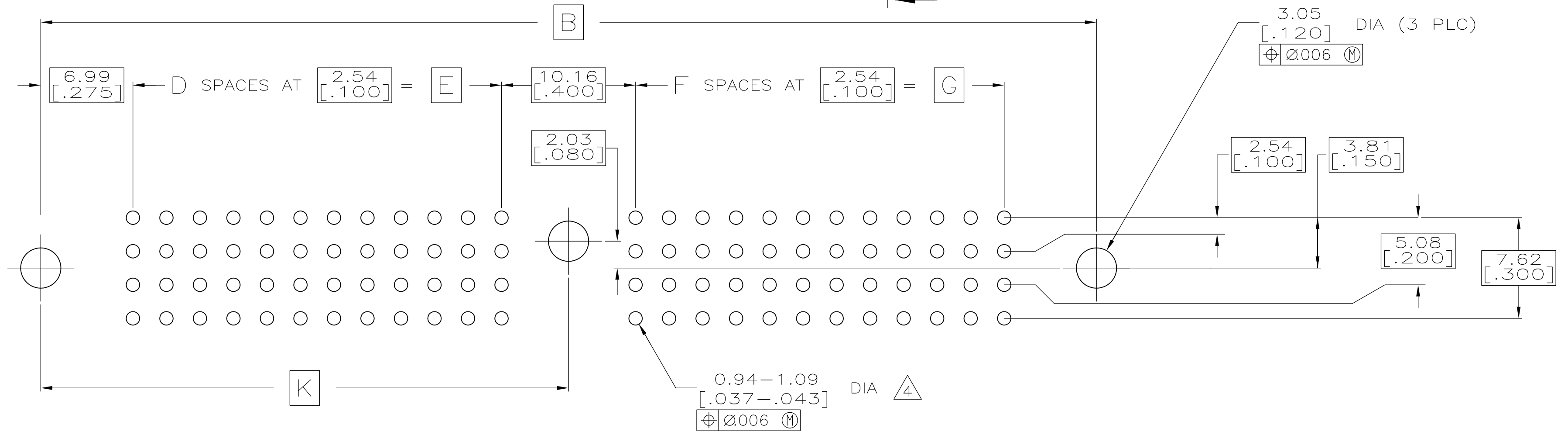
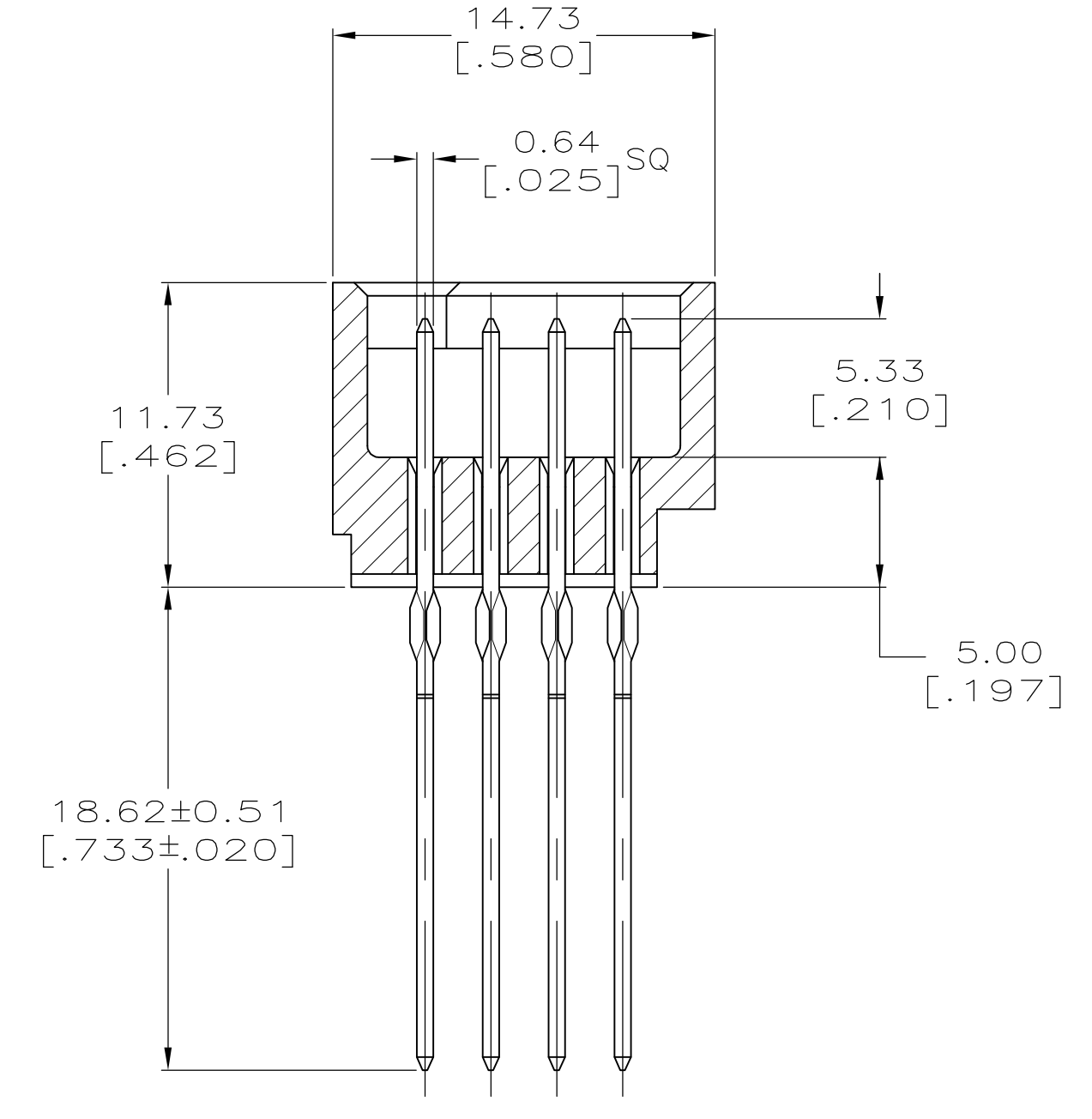
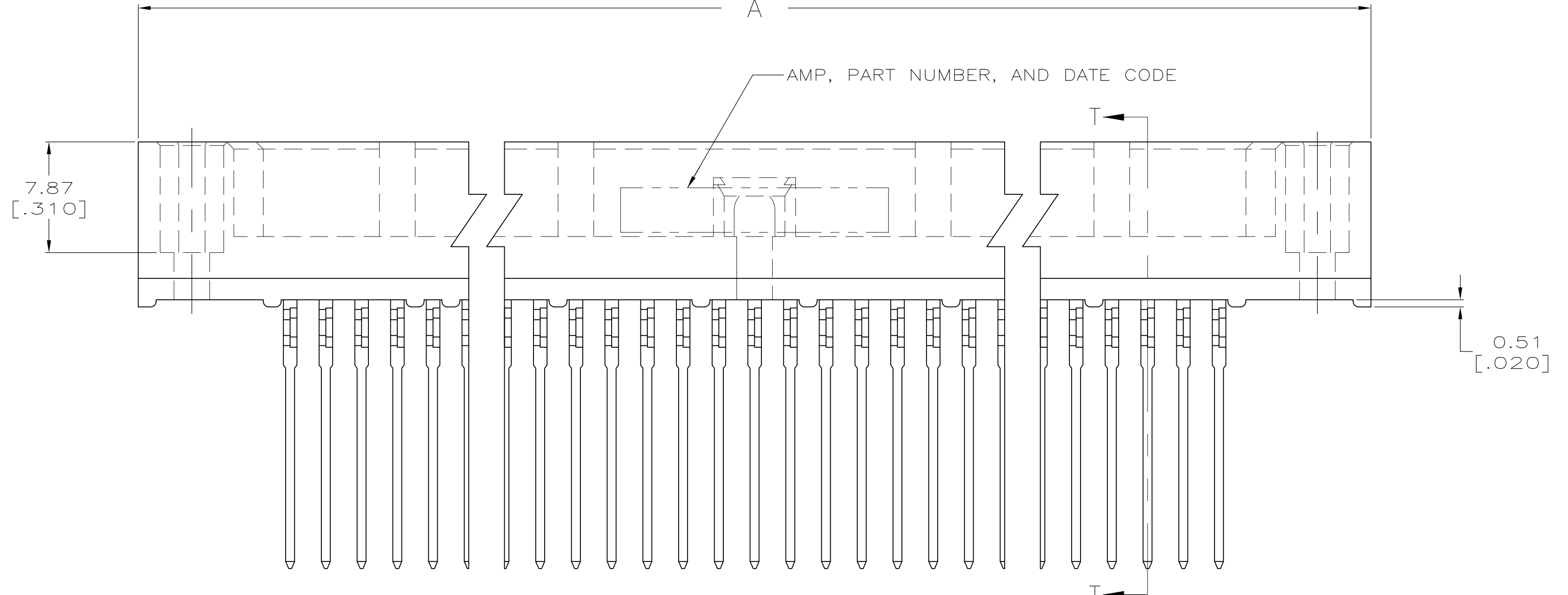
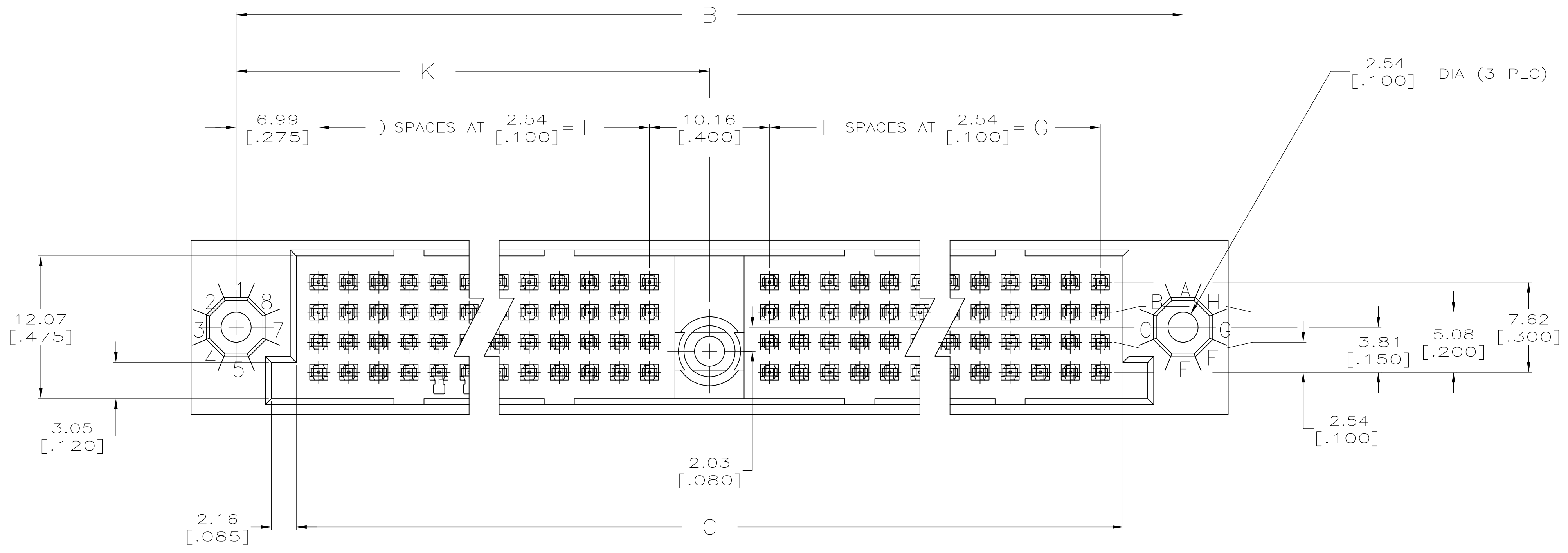


REVISIONS					
P	LTR	DESCRIPTION	DATE	DMN	APVD
M		REVISED PER ECO-15-015252	13NOV15	BJ	FY



RECOMMENDED P.C. BOARD LAYOUT

THIS DRAWING IS A CONTROLLED DOCUMENT.		DIN R.K. SEIFRIED 03/28/90	TE Connectivity
		CHK F. KIBLER 8-17-92	
DIMENSIONS: mm [INCHES]	TOLERANCES UNLESS OTHERWISE SPECIFIED:	APVD	NAME
<ul style="list-style-type: none"> 0 PLC ± - 1 PLC ± - 2 PLC ± - 3 PLC ± 0.13 [.005] 4 PLC ± - ANGLES ± -		PRODUCT SPEC	HDI, 4 ROW, PIN ASSEMBLY, ONE CENTER GUIDE PIN, 18.62[.733] LONG ACTION PINS
MATERIAL	FINISH	WEIGHT	SIZE
		0	A1
CUSTOMER DRAWING		SCALE 4:1	SHEET 1 OF 2

REVISIONS				
P	LTR	DESCRIPTION	DATE	APPV
-		SEE SHEET 1	-	-

- ① HOUSING MATERIAL: THERMOPLASTIC, COLOR-NATURAL.
- ② CONTACT MATERIAL: PHOSPHOR BRONZE.
- ③ FINISH:
 MATING AREA: MEETS THE PERFORMANCE REQUIREMENTS OF PRODUCT SPECIFICATION 108-9063; BASED ON TELCORDIA DR-1217-CORE APPLICATIONS IN UNCONTROLLED ENVIRONMENTS.
 SOLDER TAILS AREA: TIN-LEAD PLATED.
- ④ ACTION PIN POSTS REQUIRE 2.36 [.093] MIN THICK P.C. BOARD. RECOMMENDED P.C. BOARD HOLES ARE 1.151 [.0453] DIA PLATED THRU WITH 0.025-0.076 [.001-.003] COPPER, WITH 0.0076 [.0003] MIN TIN-LEAD PLATING; FINISHED HOLE AFTER PLATING 0.94-1.09 [.037-.043] DIA.
- ⑤ PART NUMBER IS OBSOLETE.

⑤	—	—	—	—	—	—	—	—	—	532921-9
⑤	—	—	—	—	—	—	—	—	—	532921-8
⑤	—	—	—	—	—	—	—	—	—	532921-7
	149.22 [5.875]	137.16 [5.400]	54	137.16 [5.400]	54	288.29 [11.350]	298.45 [11.750]	306.07 [12.050]	440	532921-6
⑤	141.60 [5.575]	129.54 [5.100]	51	129.54 [5.100]	51	273.05 [10.750]	283.21 [11.150]	290.83 [11.450]	416	532921-5
⑤	133.98 [5.275]	121.92 [4.800]	48	121.92 [4.800]	48	257.81 [10.150]	267.97 [10.550]	275.59 [10.850]	392	532921-4
⑤	126.36 [4.975]	114.30 [4.500]	45	114.30 [4.500]	45	242.57 [9.550]	252.73 [9.950]	260.35 [10.250]	368	532921-3
⑤	118.74 [4.675]	106.68 [4.200]	42	106.68 [4.200]	42	227.33 [8.950]	237.49 [9.350]	245.11 [9.650]	344	532921-2
	111.12 [4.375]	99.06 [3.900]	39	99.06 [3.900]	39	212.09 [8.350]	222.25 [8.750]	229.87 [9.050]	320	532921-1
	K	G	F	E	D	C	B	A	POSN	PART NUMBER

THIS DRAWING IS A CONTROLLED DOCUMENT.		DIN R. K. SEIFRIED 8-17-92	03/28/90	STE TE Connectivity	
DIMENSIONS: mm [INCHES]		TOLERANCES UNLESS OTHERWISE SPECIFIED:		NAME	
0 PLC ± -		1 PLC ± -		HDI, 4 ROW, PIN ASSEMBLY, ONE CENTER GUIDE PIN, 18.62[.733] LONG ACTION PINS	
2 PLC ± -		3 PLC ± 0.13 [.005]		PRODUCT SPEC	
4 PLC ± -		ANGLES ± -		APPLICATION SPEC	
MATERIAL		FINISH		SIZE	
① ②		③		A1 00779 C=532921	
CUSTOMER DRAWING		WEIGHT 0		RESTRICTED TO	
		SCALE 4:1		SHEET 2 OF 2 REV M	