





Aug. 1.2023 Copyright 2023 HIROSE ELECTRIC CO., LTD. All Rights Reserved.
In case of consideration for using Automotive equipment / device which demand high reliability, kindly contact our sales window correspondents.

APPLICABLE STANDARD		IEC 61169-32			
RATING	OPERATING TEMPERATURE RANGE	-55°C TO +125°C(95%RH MAX)		STORAGE TEMPERATURE RANGE	-55°C TO +85°C(95%RH MAX)
	POWER	_____ W		CHARACTERISTIC IMPEDANCE	50Ω (0 TO 65 GHz)
	PECULIARITY	_____		APPLICABLE CABLE	_____
SPECIFICATIONS					
ITEM		TEST METHOD		REQUIREMENTS	QT AT
CONSTRUCTION					
GENERAL EXAMINATION		VISUALLY AND BY MEASURING INSTRUMENT.		ACCORDING TO DRAWING.	X X
MARKING		CONFIRMED VISUALLY.			X X
ELECTRIC CHARACTERISTICS					
CONTACT RESISTANCE		100 mA MAX (DC OR 1000 Hz).		CENTER CONTACT 4 mΩ MAX.	X X
				OUTER CONTACT 2 mΩ MAX.	X X
INSULATION RESISTANCE		100 V DC.		1000 MΩ MIN.	X X
VOLTAGE PROOF		200 V AC FOR 1 min.CURRENT LEAKAGE 2mA MAX.		NO FLASHOVER OR BREAKDOWN.	X X
VOLTAGE STANDING WAVE RATIO		FREQUENCY 0 TO 65 GHz.		※VSWR 1.5 MAX. (0 TO 65GHz)	X X
INSERTION LOSS		FREQUENCY TO GHz		dB MAX.	- -
MECHANICAL CHARACTERISTICS					
CONTACT INSERTION AND EXTRACTION FORCES		EXTRACTION GAUGE: $\phi 0.495_{-0.005}^0$ [mm] STEEL GAUGE.		INSERTION FORCE N MAX.	- -
				EXTRACTION FORCE 0.05 ~ 2 N MIN.	X X
INSERTION AND WITHDRAWAL FORCES		MEASURED BY APPLICABLE CONNECTOR.		INSERTION FORCE N MAX.	- -
				EXTRACTION FORCE N MIN.	- -
MECHANICAL OPERATION		500 TIMES INSERTIONS AND EXTRACTIONS.		1) CONTACT RESISTANCE: CENTER CONTACT 6 mΩMAX. OUTER CONTACT 4 mΩMAX. 2) NO DAMAGE, CRACK AND LOOSENESS OF PARTS.	X -
VIBRATION		FREQUENCY 10 TO 2000 Hz SINGLE AMPLITUDE 0.75 mm, 196 m/s ² AT 10 CYCLES FOR 3 DIRECTIONS.		1) NO ELECTRICAL DISCONTINUITY OF 1 μs. 2) NO DAMAGE, CRACK AND LOOSENESS OF PARTS.	X -
SHOCK		980 m/s ² DIRECTIONS OF PULSE 6 ms AT 3 TIMES FOR 3 DIRECTIONS.			X -
ENVIRONMENTAL CHARACTERISTICS					
DAMP HEAT,CYCLIC		EXPOSED AT -10 TO +65 °C, 90~96 % TOTAL 10 CYCLES (240 h) 		1) INSULATION RESISTANCE: 100 MΩ MIN. (AT HIGH HUMIDITY) 2) INSULATION RESISTANCE: 1000 MΩ MIN. (AT DRY) 3) NO DAMAGE, CRACK AND LOOSENESS OF PARTS.	X -
RAPID CHANGE OF TEMPERATURE		TEMPERATURE -55 → -- → +125 → -- °C TIME 30 → 3 → 30 → 3 min. UNDER 5 CYCLES.		NO DAMAGE, CRACK AND LOOSENESS OF PARTS.	X -
CORROSION SALT MIST		EXPOSED IN 5 % SALT WATER SPRAY FOR 48 h.		VSWR CHARACTERISTIC SHALL BE MET.	X -
	COUNT	DESCRIPTION OF REVISIONS	DESIGNED	CHECKED	DATE
	1	DIS-D-00004506	AH. MARUYAMA	NK. NINOMIYA	20191030
REMARK				APPROVED	20190823
※VSWR is evaluated by de-embedded PCB trace.				CHECKED	20190822
UNLESS OTHERWISE SPECIFIED, REFER TO IEC 60512.				DESIGNED	20190821
				DRAWN	20190821
Note QT:Qualification Test AT:Assurance Test X:Applicable Test			DRAWING NO.	ELC-384075-00-00	
	SPECIFICATION SHEET		PART NO.	HV-LR-SR2	
	HIROSE ELECTRIC CO., LTD.		CODE NO.	CL338-0018-0-00	 1/1