LOADING PATTERN MATING SIDE

	POS 01				05				10				15				20				25		
f	0	0	0	0	0	0	0	0	0	0	0				0	0	0	0	0	0	0	0	0	0	0
e	K	K	K	K	K	K	K	7	7	7	7				7	7	7	7	K	K	K	K	K	K	K
d	7	7	7	7	7	7	7	7	7	7	7				7	7	7	7	7	7	7	7	7	7	7
c	7	7	7	7	7	7	7	7	7	7	7				7	7	7	7	7	7	7	7	7	7	7
b	E	E	E	E	E	E	E	7	7	7	7				7	7	7	7	E	E	E	E	E	E	E
a	7	7	7	7	7	7	7	7	7	7	7				7	7	7	7	7	7	7	7	7	7	7
z	0	0	0	0	0	0	0	0	0	0	0				0	0	0	0	0	0	0	0	0	0	0

LOADED CONNECTOR ASSEMBLY
(FOR EXAMPLE)

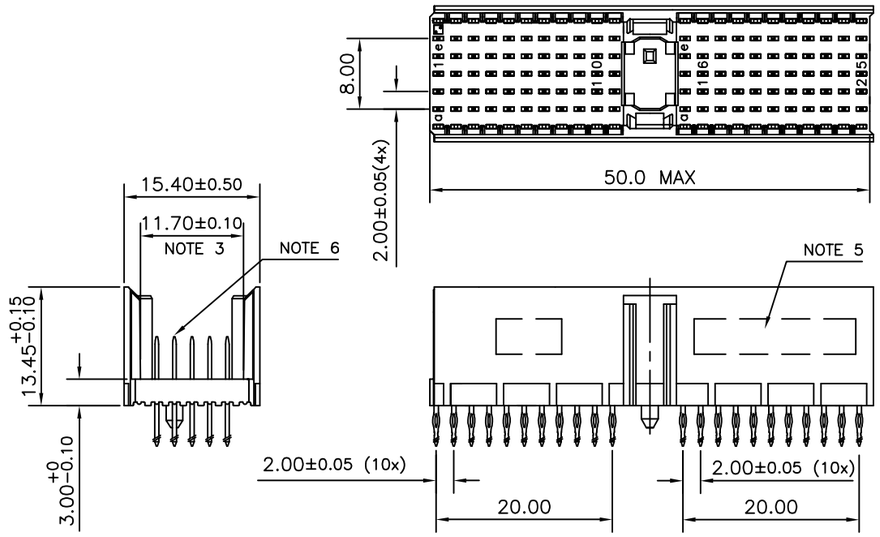

CONTACT OVERVIEW

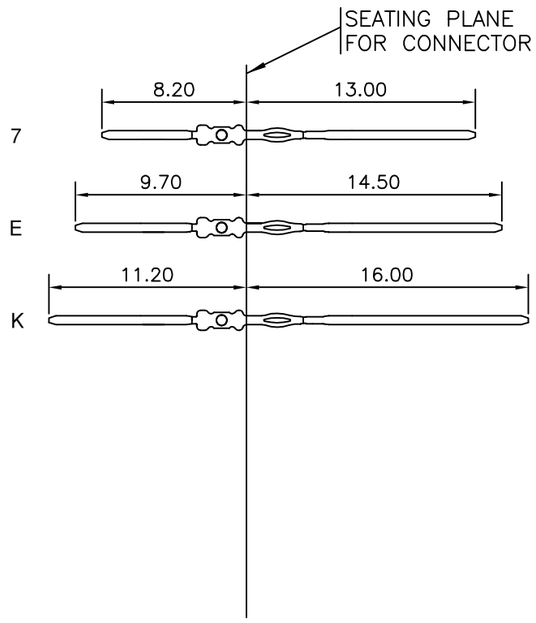

LAY-OUT P.C.B.-HOLE

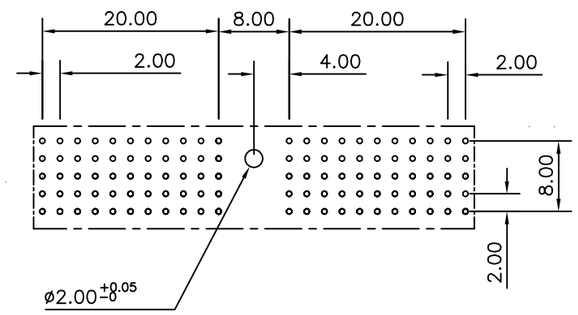

HM2P07PNK360- - -

LEAD FREE INDICATOR : LF = LEAD FREE
(DIGIT 15 & 16)

PLATING CODE (DIGIT 13 AND 14)
(REF DRW NO. BS,C , 201844 , 003)

NOTES

1. THIS PRODUCT IS CSA APPROVED.
2. THIS PRODUCT IS UL RECOGNIZED.
3. MEASURED AT THE BOTTOM.
4. MATERIAL CONTACT: PHOSPHORBRONZE
   HOUSING: CREAM WHITE GLASS FILLED POLYESTER UL-94V0
5. CONNECTOR PRINTED WITH P/N AND DATE CODE.
6. FOR ACTUAL CONTACT LOADINGS, SEE LOADING PATTERN MATING SIDE.
7. SHAPE OF CONNECTOR HOUSING CAN ALTER DEPENDING ON PRODUCTION LOCATION
8. THE PRODUCT (LF) MEETS EUROPEAN UNION DIRECTIVES AND OTHER COUNTRY REGULATIONS AS DESCRIBED IN GS-22-008
9. FOR RECOMMENDED PTH DIMENSIONS REFER DRAWING : BS, A , 201572 , 001

CATALOG NO: HM2P07PNK360- - - -

mat'l. code: SEE NOTE 4				surface: ISO 1302	tolerance: ISO 406 ISO 1101	projection	product family: MILLIPACS
ltr	ecn no	dr	date	tolerances unless otherwise specified			title
A	I07-0098	MINI	2007-08-16	angles: 0°±1°	linear: .0±0.2, .00±0.1	MM	MPACS 5+2R STR HDR PF CONN TYPE A
						scale –	
				dr	MINI K VANDANATH	2007-08-16	dwg no: BS, C ,203028,769 — sheet 1 of 1 — size A3
				engr	BIJU K PAUL	2007-08-16	
				chr	BIJU K PAUL	2007-08-16	
				appd	BIJU K PAUL	2007-08-16	type: Product Customer Drawing
sheet index	revision	A					
	sheet	1					

FCIconnect.com
Copyright FCI

form: A3

PDM: Rev:A STATUS:Released Printed: Dec 04, 2007