

NK series

Subminiature slide switches



DISTINCTIVE FEATURES

- The smallest changeover
- Flush and raised actuators
- Straight PC and right angle terminals



ENVIRONMENTAL SPECIFICATIONS

- Operating temperature : -40 °C to +85 °C (-40 °F to +185 °F)
- Moisture test : 21 days at 95 % RH (IEC 68-2-3)



ELECTRICAL SPECIFICATIONS

- Max. current/voltage rating with resistive load : 0.5 A 12 V
- Minimum load : 1 mA 10 mV
- Initial contact resistance : 20 mΩ max.
- Insulation resistance : 10,000 MΩ min. at 500 VDC
- Dielectric strength :
 - 250 Vrms. 50 Hz min. between terminals
 - 2,000 Vrms 50 Hz min. between adjacent poles of switches placed side by side
- Electrical life with nominal load : 2,000 cycles
- Capacitance : < 1.5 pF



GENERAL SPECIFICATIONS

- Hand soldering with lead-free alloy type SAC 305 (flux amount 2,2%): temperature 337-381°C. Standard application time is 3s.
- End stackable, 2.54 (.100) terminal to terminal pitch - 4 switches max., hole dia. 1 mm (.039)
- Travel : 1.6 mm (.062)




MATERIALS

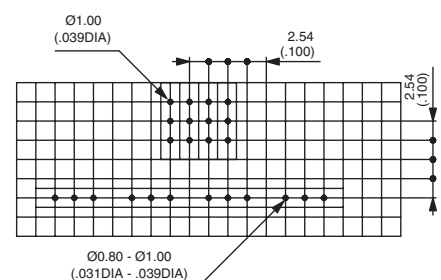
- Case : PA6/6, glass filled, UL94-V0
- Actuator : PA6/6, glass filled, UL94-V0
- Contacts : gold over nickel

APEM products may be recycled at end-of-life for the re-claiming of valuable metal components.

The company reserves the right to change specifications without notice.



EXAMPLES OF LAYOUT



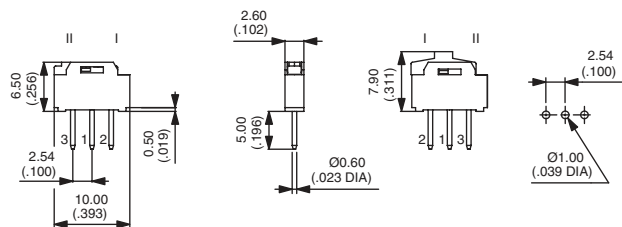
NK series

Subminiature slide switches

STRAIGHT PC TERMINALS



	I		II
	1-3		1-2
Flush actuator			
NK236	ON	-	ON
Raised actuator			
NK236H	ON	-	ON



RIGHT ANGLE TERMINALS



	I		II
	1-3		1-2
Flush actuator			
NK236W	ON	-	ON
Raised actuator			
NK236WH	ON	-	ON

