

Dongguan Zhongchi Electronics Co.Ltd.

Approval Sheet

Customer : _____

ZC.P/N : ZCD0915-13W9208NM

Description : Lora Fiberglass Antenna

Checked By		
Audit	Producer	Date
KUI LIU	ZLB	2021.04.13

Customer signature		
Quality	Engineer	Purchasing

Product Number: ZCD0915-13W9208NM
Product Name:Lora Fiberglass Antenna

Index:

- 1. Revision History / Page 3**
- 2. Specification / Page 4**
- 3. Characteristics and Reliability Test / Page 5**
- 4. Antenna - S Parameter Test Data / Page 6**
- 5. Antenna - Radiation Pattern Test Data / Page 7 ~ 10**
- 6. Mechanical and Packing Drawing / Page 11 ~ 12**
- 7. Material Description and RoHS Test Report / Page 13 ~ end**

Product Number: ZCD0915-13W9208NM

Product Name:Lora Fiberglass Antenna


1. Revision History

Revision	Date	Change Notification	Description
1.0	2021.04.13	First Edition	

Product Number: ZCD0915-13W9208NM

Product Name: Lora Fiberglass Antenna

2. Specification

Sample Photo	
	
A. Electrical Characteristics	
Frequency	900~930 MHz
V.S.W.R.	≤ 2.0 @ 900~930 MHz
Antenna Gain	7.0 +/- 0.8 dBi @ 900~930 MHz
Efficiency(%)	≥ 60 % @ 900~930MHz
Radiation Pattern	Omni-Directional
Max Input Power	≥ 2 W
Polarization	Linear polarization/Vertical
Impedance	50 Ohm
B. Material & Mechanical Characteristics	
Material of Radiator	CU
Material of Plastic	FRP (white light)
Cable Type	RG-141 50 Ω
Connector Type	N-J Double tooth connector
C. Environmental	
Operation Temperature	- 40 °C ~ + 65 °C
Storage Temperature	- 40 °C ~ + 65 °C
Antenna Color Storage life	< 2 year

Product Number: ZCD0915-13W9208NM

Product Name:Lora Fiberglass Antenna

3. Characteristics and Reliability Test

Test Items		Test Condition and Procedure	Requirements
C1	S.W.R.	Set DUT on Network Analyzer; make individual calibration to test	Directive DUT specification
C2	Antenna Gain	Set DUT on Antenna Chamber; make individual calibration to test	Directive DUT specification
M1	Vibration	GB / T2423 . 48-1997 Amplitude: 0.03 inch (1.5mm); Freq: 20 to 80 to 20 Hz 3 directions; 2 hours for each direction	1. No Visual Damage 2. Frequency Tol.<= 5%
M2	Random Drop	GB / T2423.8-1995 Height: 1.0 Meter; 3 directions; 1 time for each direction	1. No parts separated 2. Frequency Tol.<= 5%
M3	Solderability	GB 2423 . 28- 82 Solder iron: 260±5°C; Duration: 5 seconds	1. Mounted on PCB 2. No Visual Damage
M4	Terminal-Pull Test	Holding with individual specification; force applied to axis of terminal	1. Directive DUT specification 2. Frequency Tol.<= 5%
M5	Terminal-Torque Test	Holding with individual specification; applied clockwise and counterclockwise to the axis of terminal	1. Directive DUT specification 2. Frequency Tol.<= 5%
M6	Dimension	Inspection of dimension, color, material, package, surface process	Directive DUT specification
E1	Salt Spray	GB / T 2423 . 17- 93 Temp: 35°C; RH: >= 95%; NaCl solution: >= 5%; Time: 24 hours	After 2 Hours Recovery 1. No Visual Damage 2. Frequency Tol.<= 5%
E2	Humidity	GB / T 2423 . 4 - 93 Temp: 80°C / 12 H; -40°C / 12H RH: >= 90%; Time: 24 hours	After 2 Hours Recovery 1. No Visual Damage 2. Frequency Tol.<= 5%
E3	Thermal Shock	GB / T 2423 . 22 - 87 1 Cycle: - 40°C (30 minutes) to + 80°C (30 minutes) Cycles: 24	After 2 Hours Recovery 1. No Visual Damage 2. Frequency Tol.<= 5%
E4	Life (High Temp.)	GB /T 2423 . 2 - 89 Temp: 80°C; Time: 24 hours	After 2 Hours Recovery 1. No Visual Damage 2. Frequency Tol.<= 5%
R1	RoHS	With Reference to IEC 62321:2008 with flow chart	Directive RoHS 2011/65/EU
R2	PFOS	With Reference to USA EPA 3540C:1996 by LC/MS	Directive RoHS 2006/122/EC
R3	PFOA	With Reference to USA EPA 3540C:1996 by LC/MS	Directive RoHS 2006/122/EC

Product Number: ZCD0915-13W9208NM

Product Name:Lora Fiberglass Antenna

4. Antenna - S Parameter Test Data



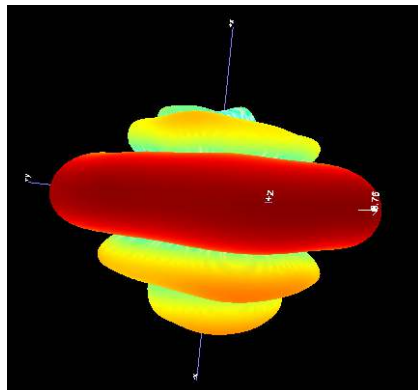
频率	增益 (dBi)	效率
902MHz	5.28	74.28%
903MHz	5.34	74.71%
904MHz	5.46	74.70%
905MHz	5.57	74.44%
906MHz	5.70	73.97%
907MHz	5.79	73.53%
908MHz	5.87	73.08%
909MHz	5.96	73.10%
910MHz	6.07	73.48%
911MHz	6.17	73.77%
912MHz	6.27	74.19%
913MHz	6.38	74.75%
914MHz	6.51	75.72%
915MHz	6.63	76.61%
916MHz	6.75	77.04%
917MHz	6.82	77.18%
918MHz	6.87	77.08%
919MHz	6.93	77.09%
920MHz	6.95	76.55%
921MHz	6.94	75.86%
922MHz	6.94	75.17%
923MHz	6.94	74.89%
924MHz	6.98	75.09%
925MHz	6.95	75.58%
926MHz	7.09	76.13%
927MHz	7.15	77.08%
928MHz	7.22	78.26%
929MHz	7.28	79.11%
930MHz	7.29	79.37%

Product Number: ZCD0915-13W9208NM

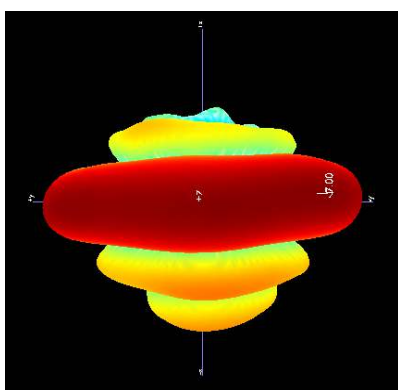
Product Name:Lora Fiberglass Antenna

5. Antenna - Radiation Pattern Test Data

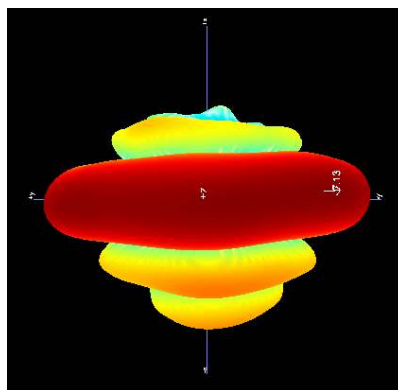
PIN=0



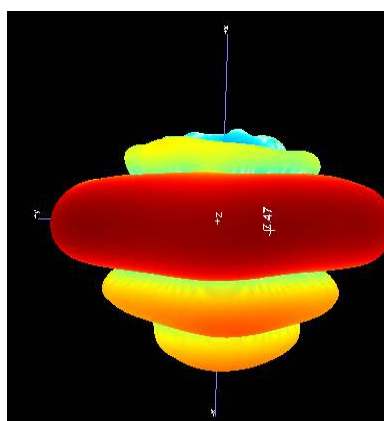
900



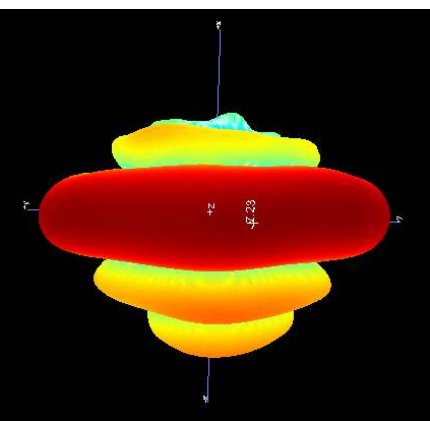
902



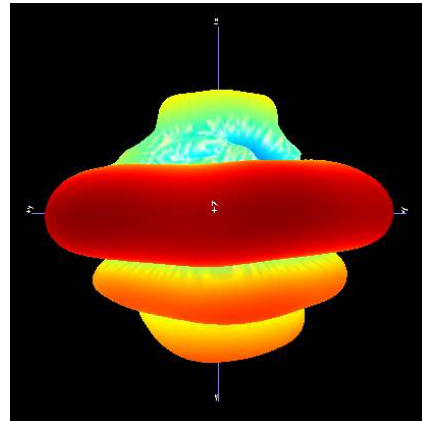
903



915



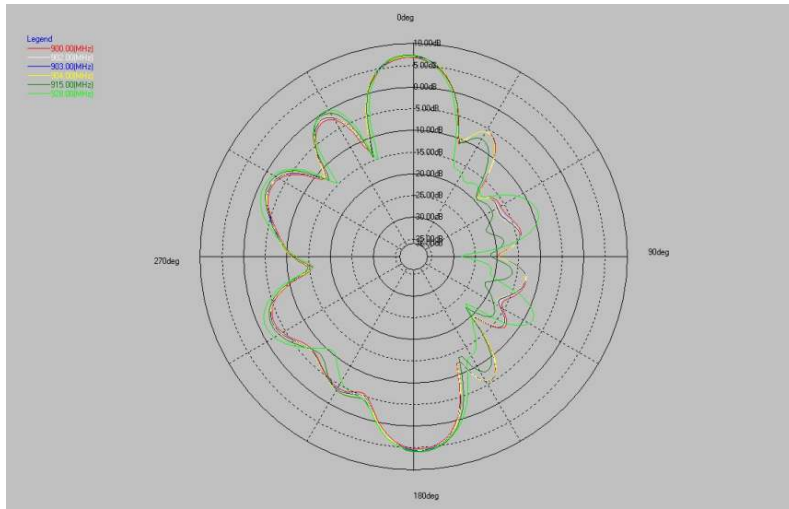
928



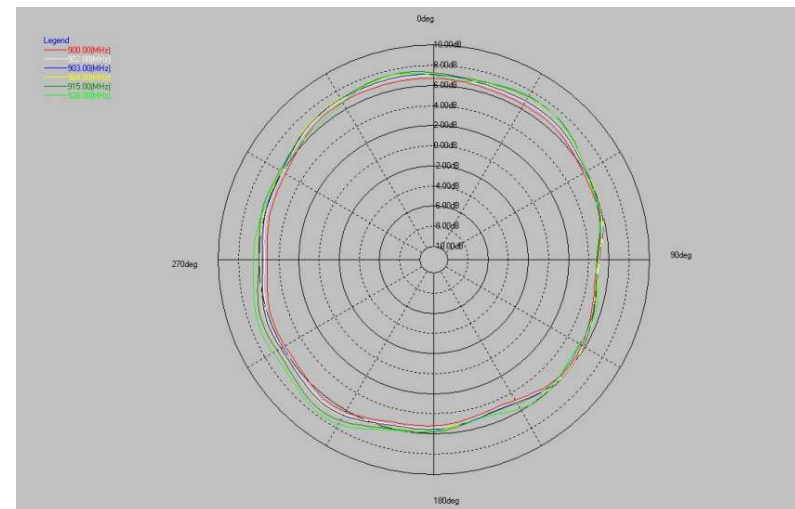
930

7. Material Description

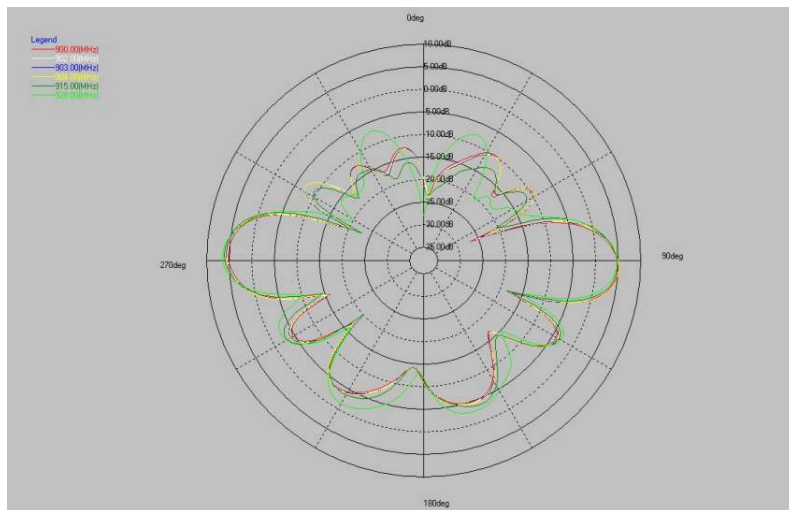
See attached files



PIN=0



PIN=90



THETA=90

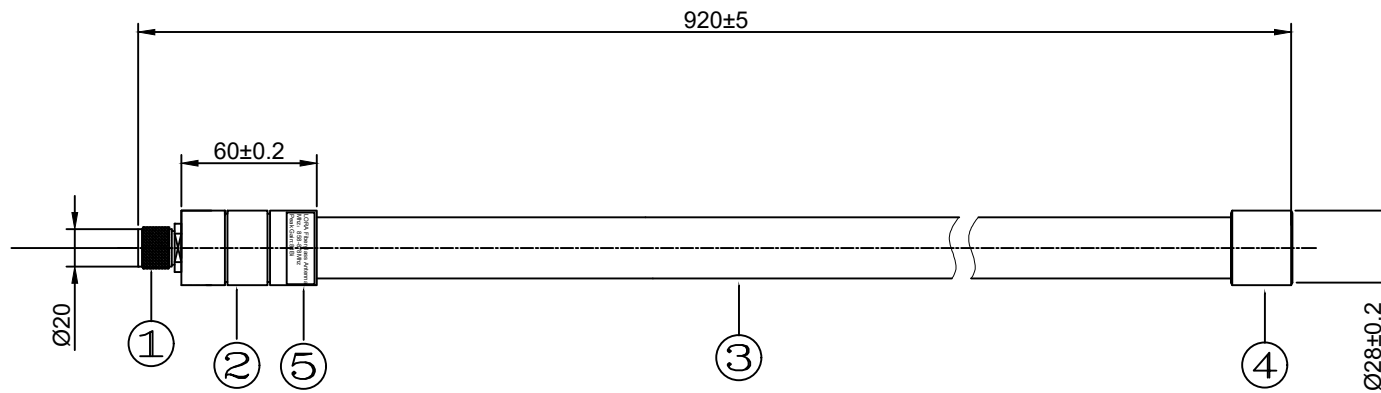
6. Mechanical Drawing

See attached files

RoHS

Compatible

SIGN	DATE	DESCRIPTION	APPROVER
△			
△			
△			



Note:

1. Mark * is important dimension; "CpK" identify for process control (CpK ≥ 1.33).
2. Tolerance: Unmarked tolerance refer to the standard tolerance please.

No.	Part Number	Description	Material	Finish	Q'ty
5		Stickers			
4	R-HG02-02	Cover	Plastic	ABS	1
3	HG02-20308	Glass Fiber Tube	Glass Fiber	L=Ø25*890mm	1
2	HG02-01B	Al Sleeve	A Alloyl	Ø29*60mm	1
1	R-00N-FN8	N Jack	Cu	Nickel Plated	1



Dongguan Zhongchi Electronics Co. Ltd.

TITLE: 902-930Mhz

PART NO.: ZCD0915-13W9208NM CUSTOMER P/N: /

APP BY	CHK BY	RF BY	DES BY	Tolerance
JANUS		JINF	ZLB	X.X ±0.5
2021/04/13		2021/04/12	2021/04/12	X.XX ±0.2
				X° ±1

UNITS: mm
SCALE: 1/1
REVISION: A

產品包裝規範
PACKING CRITERION

★★★★☆

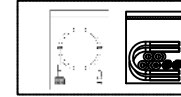

Date: 2021..04.20

Page: 1 of 1

Part Number : ZCD0915-13W9208NM	Revision : A
---------------------------------	--------------

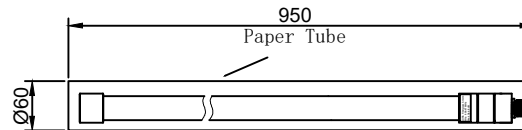
Name: Lora Fiberglass Antenna	Customer : ALL
-------------------------------	----------------

1 . Assembly fitting

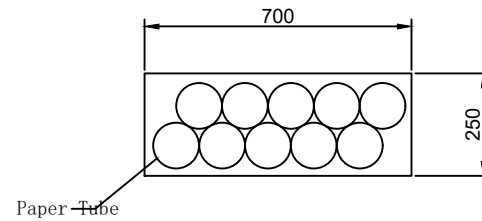


U-shaped holder, 1m x 200 wire transfer, the bubble bag wrapped and then loaded into the carton

2 . Antenna feeding tube



3. Encasement

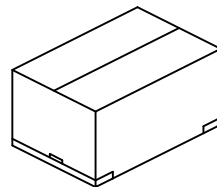


(This is the side wheat. CARTON Length of 1500mm)

30PCS/CARTON

4. Seal the box

Glue Paper Seal for outer box



UNITS: mm

APPROVED BY: _____ CHECKED BY: _____ DESIGNED BY: HC