



CPDL1.5



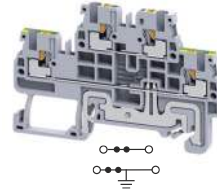
Double Level Terminal Jumpers / Marking on both levels

CPDL1.5(I.S)




Double Level Terminal Internally Shorted

CPDLG1.5



Top Level Feed-Through Bottom Level Grounding Circuit

CPDLG1.5(I.S)



4 Connection Ground Terminal

Dimensions & Weight

Width / Length	3.5 mm / 67.2 mm		3.5 mm / 67.2 mm		3.5 mm / 67.2 mm		3.5 mm / 67.2 mm	
Height w DIN Rail	35 x 7.5 mm 35 x 15 mm	45.3 mm 52.8 mm	45.3 mm 52.8 mm	45.3 mm 52.8 mm	45.3 mm 52.8 mm	45.3 mm 52.8 mm	45.3 mm 52.8 mm	45.3 mm 52.8 mm
Weight per piece	6.5 g		6.8 g		7.9 g		8.2 g	

Technical Data/Ratings

Approvals								
Wire Size (solid / stranded)	24-14 AWG	0.2-1.5 mm ²	24-14 AWG	0.2-1.5 mm ²	24-14 AWG	0.2-1.5 mm ²	24-14 AWG	0.2-1.5 mm ²
Voltage Rating	300 V	500V AC/DC	300 V	500V AC/DC	300 V	500V AC/DC	300 V	500V AC/DC
Current Rating	15 A	16 A	15 A	16 A	15 A (Top Level) 16 A (Top Level)	16 A (Top Level)	–	–
Insulation Material	Polyamide 66		Polyamide 66		Polyamide 66		Polyamide 66	

Installation Instructions

Wire Stripping Length	8 mm	8 mm	8 mm	8 mm
Screwdriver	SCM0.4/2.5 (0.4 x 2.5 mm blade)	SCM0.4/2.5 (0.4 x 2.5 mm blade)	SCM0.4/2.5 (0.4 x 2.5 mm blade)	SCM0.4/2.5 (0.4 x 2.5 mm blade)

Terminal Blocks	Cat. No.	Std. Pk.	Cat. No.	Std. Pk.	Cat. No.	Std. Pk.	Cat. No.	Std. Pk.
Grey (standard)	CPDL1.5	100	CPDL1.5(I.S)	100	–	–	–	–
Red R	CPDL1.5/R	100	CPDL1.5(I.S)/R	100	–	–	–	–
Blue BU	CPDL1.5/BU	100	CPDL1.5(I.S)/BU	100	–	–	–	–
Black BL	CPDL1.5/BL	100	CPDL1.5(I.S)/BL	100	–	–	–	–
Orange O	CPDL1.5/O	100	CPDL1.5(I.S)/O	100	–	–	–	–
Green G	CPDL1.5/G	100	CPDL1.5(I.S)/G	100	–	–	–	–
Yellow Y	CPDL1.5/Y	100	CPDL1.5(I.S)/Y	100	–	–	–	–
White W	CPDL1.5/W	100	CPDL1.5(I.S)/W	100	–	–	–	–
Ground/ Earth	–	–	–	–	CPDLG1.5	100	CPDLG1.5(I.S)	100
Yellow / Green		–	–	–	–	–	–	–

Jumpers	Cat. No.	I _{max}	Std. Pk.	Cat. No.	I _{max}	Std. Pk.	Cat. No.	I _{max}	Std. Pk.	Cat. No.	I _{max}	Std. Pk.	
	2 pole	JX1.5/2	16A	100	JX1.5/2	16A	100	JX1.5/2	16A	100	JX1.5/2	16A	100
	3 pole	JX1.5/3	16A	50	JX1.5/3	16A	50	JX1.5/3	16A	50	JX1.5/3	16A	50
	4 pole	JX1.5/4	16A	50	JX1.5/4	16A	50	JX1.5/4	16A	50	JX1.5/4	16A	50
	5 pole	–	–	–	–	–	–	–	–	–	–	–	
	6 pole	–	–	–	–	–	–	–	–	–	–	–	
	7 pole	–	–	–	–	–	–	–	–	–	–	–	
	8 pole	–	–	–	–	–	–	–	–	–	–	–	
	10 pole	JX1.5/10	16A	10	JX1.5/10	16A	10	JX1.5/10	16A	10	JX1.5/10	16A	10

Accessories	Cat. No.	Std. Pk.	Cat. No.	Std. Pk.	Cat. No.	Std. Pk.	Cat. No.	Std. Pk.
End Plate	EPCPDL1.5	50	EPCPDL1.5	50	EPCPDL1.5	50	EPCPDL1.5	50
Tree Marking Carrier	TM3.5	50	TM3.5	50	TM3.5	50	TM3.5	50
DIN Rail	2511120 CA701-15/S	20 20	2511120 CA701-15/S	20 20	2511120 CA701-15/S	20 20	2511120 CA701-15/S	20 20
End Stop	CA103 / CA104	50	CA103 / CA104	50	CA103 / CA104	50	CA103 / CA104	50
Test Plug	–	–	–	–	–	–	–	–
Marking Tag	MS3.5	1 Pk. (100 tags)	MS3.5	1 Pk. (100 tags)	MS3.5	1 Pk. (100 tags)	MS3.5	1 Pk. (100 tags)