

XS212B4PBM12

Inductive proximity sensors XS, inductive sensor XS2 M12, L51mm, brass, Sn8mm, 12...24 VDC, M12



Main

| | |
|------------------------------------|---|
| Range of Product | Telemecanique Inductive proximity sensors XS |
| Series name | General purpose |
| Sensor Type | Inductive proximity sensor |
| Device Application | Mobile equipment |
| Sensor name | XS2 |
| Sensor design | Cylindrical M12 |
| Size | 51 mm |
| Body type | Fixed |
| Detector flush mounting acceptance | Non flush mountable |
| Material | Metal |
| Type of output signal | Discrete |
| Wiring Technique | 3-wire |
| [Sn] nominal sensing distance | 0.31 in (8 mm) |
| Discrete output function | 1 NC |
| Output circuit type | DC |
| Discrete output type | PNP |
| Electrical connection | Male connector M12, 4 pins |
| [Us] rated supply voltage | 12...24 V DC reverse polarity protection |
| Switching capacity in mA | <= 200 mA overload and short-circuit protection |
| IP degree of protection | IP67 conforming to DIN 40050 IP69K IP65 |

Complementary

| | |
|------------------------|-------------------------------|
| Thread type | M12 x 1 |
| Detection face | Frontal |
| Front material | PPS |
| Enclosure Material | Nickel Plated Brass |
| Sensing range | > 0.16...0.31 in (> 4...8 mm) |
| Operating zone | 0.00...0.25 in (0...6.4 mm) |
| Differential travel | 1...15% of Sr |
| Status LED | Output state 1 LED yellow) |
| Supply voltage limits | 10...36 V DC |
| Switching frequency | <= 2000 Hz |
| Maximum voltage drop | <2 V closed) |
| Current consumption | <= 10 mA no-load |
| Maximum delay first up | 15 ms |
| Maximum delay response | 0.2 ms |
| Maximum delay recovery | 0.2 ms |
| Marking | CE |
| Threaded length | 1.02 in (26 mm) |
| Length | 2.01 in (51 mm) |
| Net Weight | 0.07 lb(US) (0.032 kg) |

Environment

| | |
|---------------------------------------|---|
| Product Certifications | CSA UL E2 |
| Ambient Air Temperature for Operation | -13...158 °F (-25...70 °C) |
| Ambient Air Temperature for Storage | -40...185 °F (-40...85 °C) |
| Vibration resistance | 25 gn +/- 2 mm 10...55 Hz)IEC 60068-2-6 |
| Shock resistance | 50 gn 11 ms IEC 60068-2-27 |

Ordering and shipping details

| | |
|-----------------------|--------------------------|
| Category | 22486-SENSORS, PROXIMITY |
| Discount Schedule | DS2 |
| GTIN | 3389119037068 |
| Nbr. of units in pkg. | 1 |
| Package weight(Lbs) | 1.27 oz (36.0 g) |
| Returnability | No |
| Country of origin | FR |

Packing Units

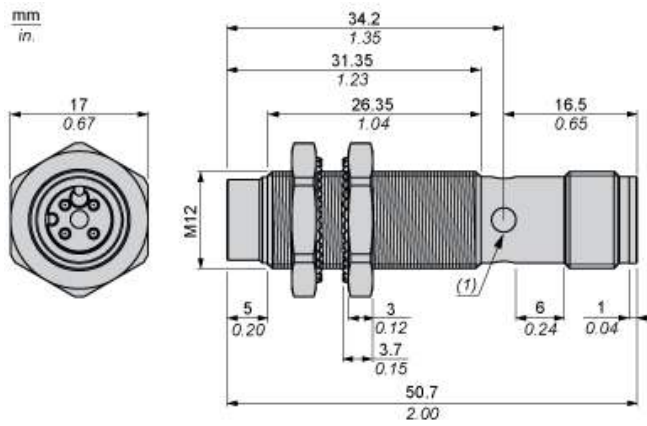
| | |
|------------------------------|--------------------|
| Unit Type of Package 1 | PCE |
| Package 1 Height | 1.61 in (4.1 cm) |
| Package 1 width | 2.56 in (6.5 cm) |
| Package 1 Length | 3.78 in (9.6 cm) |
| Unit Type of Package 2 | S01 |
| Number of Units in Package 2 | 22 |
| Package 2 Weight | 34.14 oz (968.0 g) |
| Package 2 Height | 5.91 in (15 cm) |
| Package 2 width | 5.91 in (15 cm) |
| Package 2 Length | 15.75 in (40 cm) |

Offer Sustainability

| | |
|----------------------------|---|
| Sustainable offer status | Green Premium product |
| California proposition 65 | WARNING: This product can expose you to chemicals including: Diisononyl phthalate (DINP), which is known to the State of California to cause cancer, and Di-isodecyl phthalate (DIDP), which is known to the State of California to cause birth defects or other reproductive harm. For more information go to www.P65Warnings.ca.gov |
| REACH Regulation | REACH Declaration |
| EU RoHS Directive | Pro-active compliance (Product out of EU RoHS legal scope) EU RoHS Declaration |
| Mercury free | Yes |
| RoHS exemption information | Yes |
| Environmental Disclosure | Product Environmental Profile |
| Circularity Profile | End Of Life Information |

Dimensions

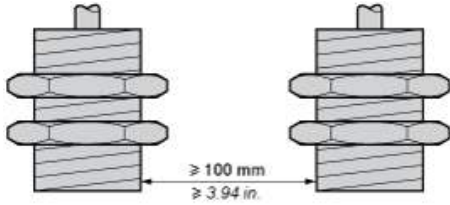
With M12 Connector



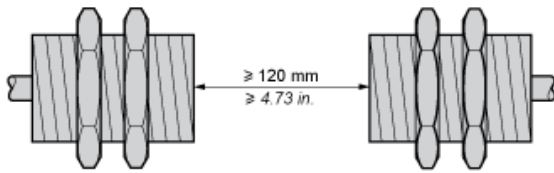
Mounting and Clearance

Minimum Mounting Distances

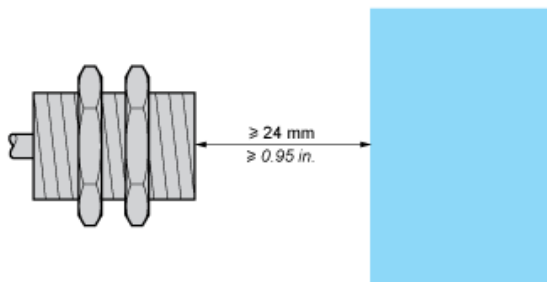
Side by Side



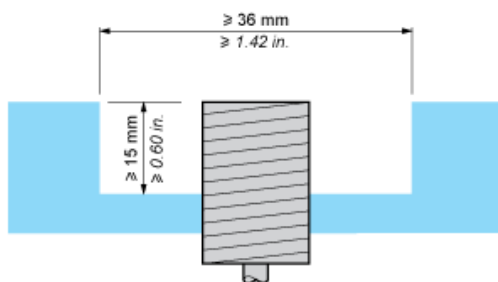
Face to Face



Facing a Metal Object

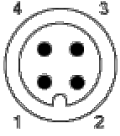


Mounted in a Metal Support

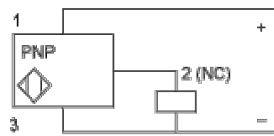


Wiring Schemes

M12 connector



PNP

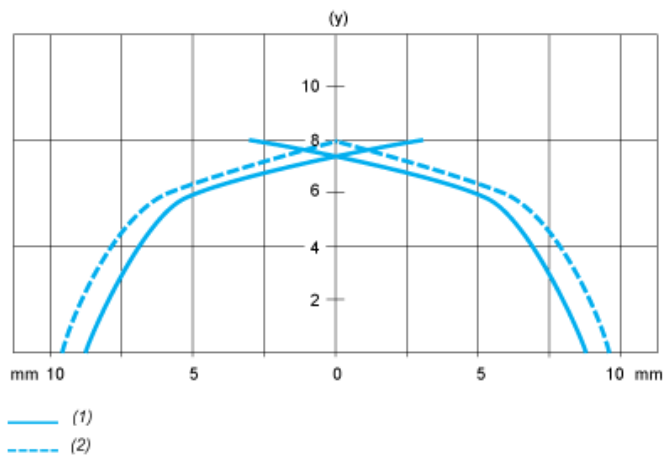


- 1 : (+)
- 2 : NC Output
- 3 : (-)
- 4 : Not connected

Performance Curves

Standard Steel Target: 12 x 12 x 1 mm

Operating zone: 0...6.4 mm



- (y) Sensing distance in mm
- (1) Pick-up points
- (2) Drop-out points (object approaching from the side)