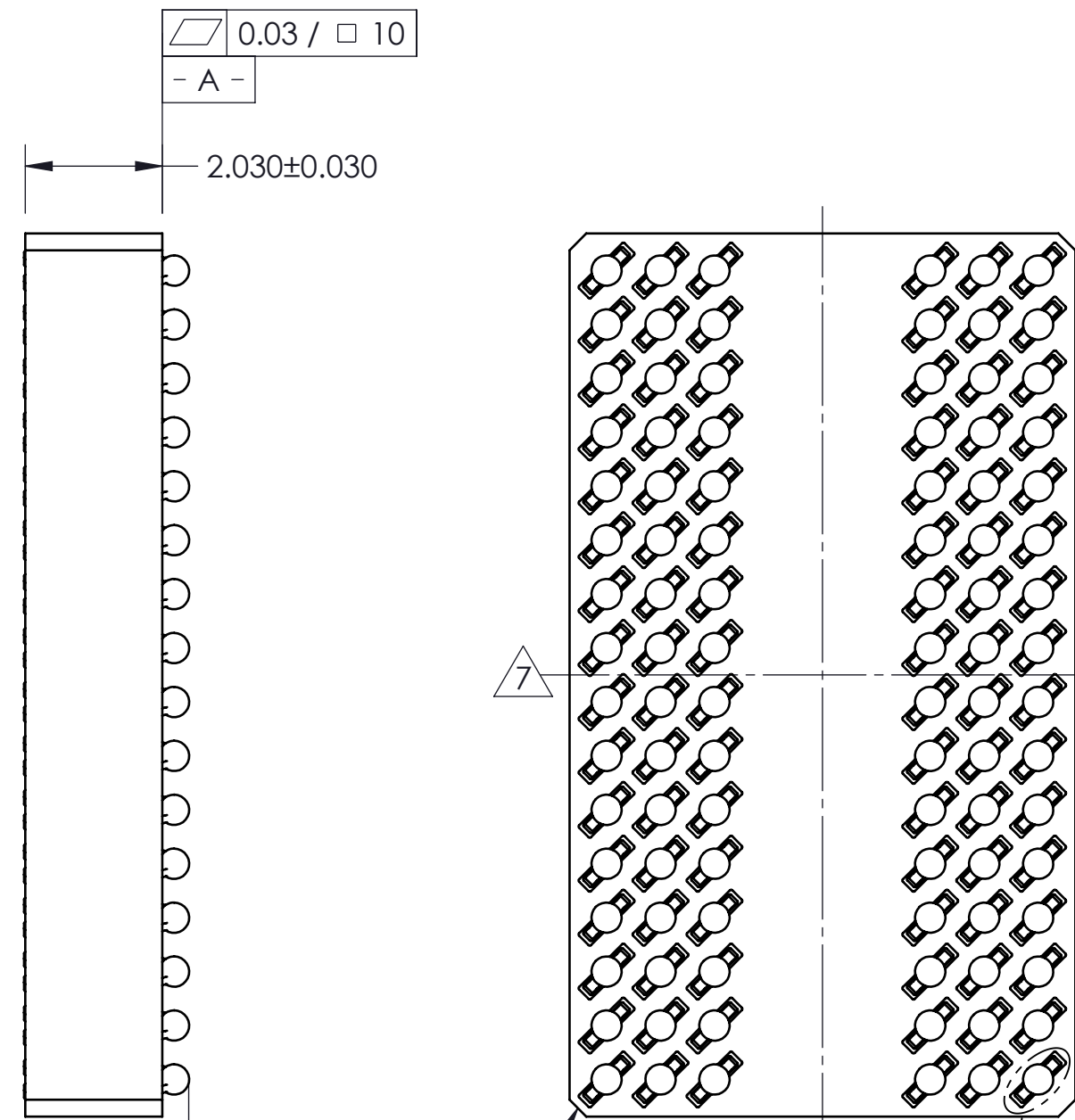
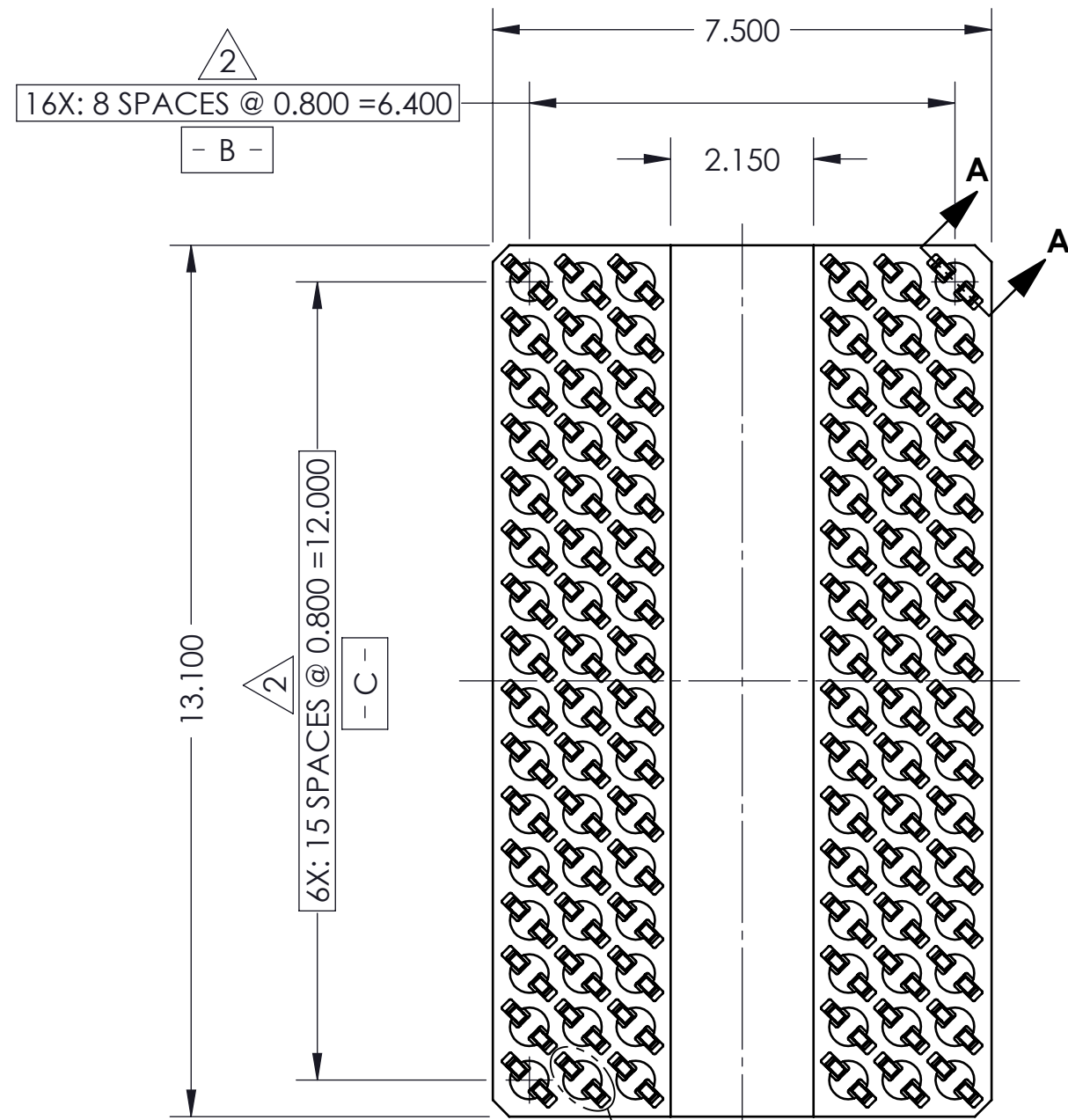
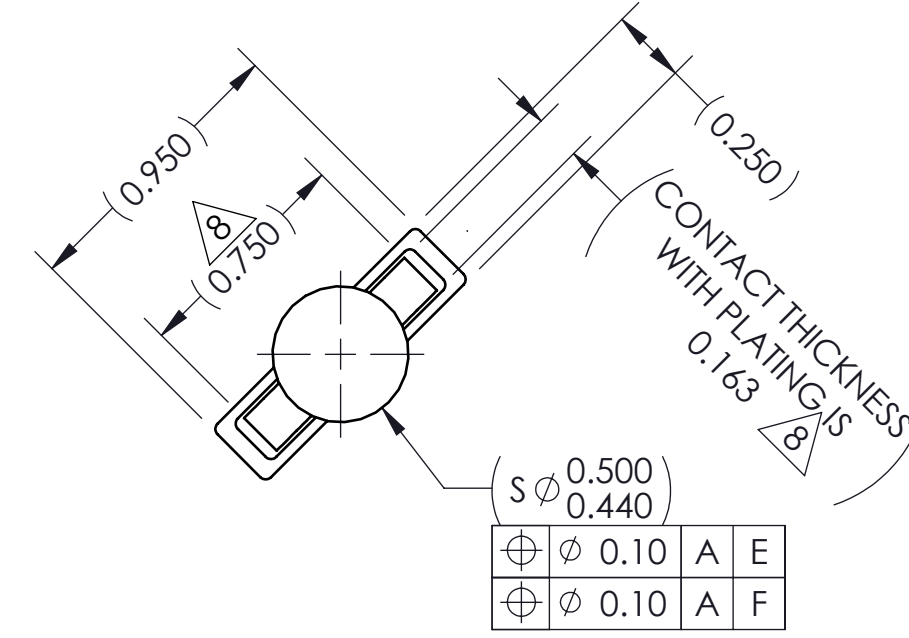
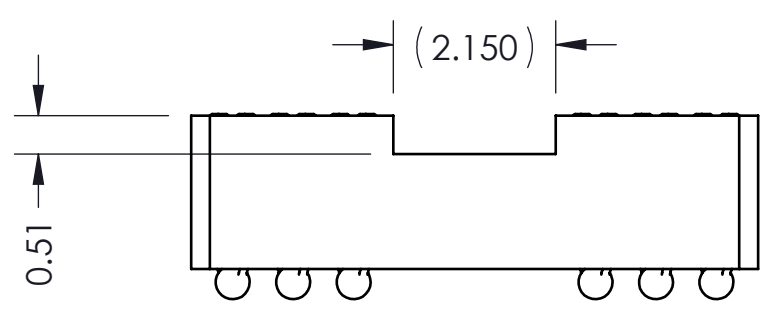


REV	ECO	BY	DESCRIPTION	APV	DATE
A	31723	PAR	INITIAL DESIGN	NSJ	12/18/15

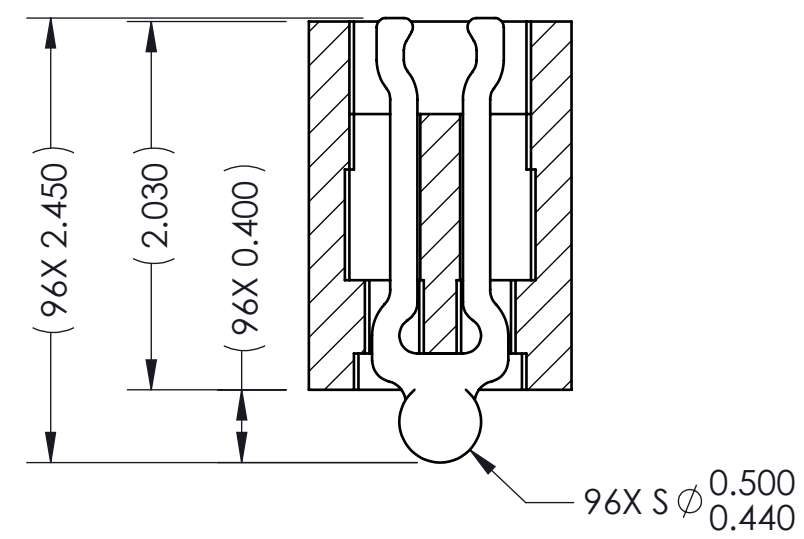


Notes:

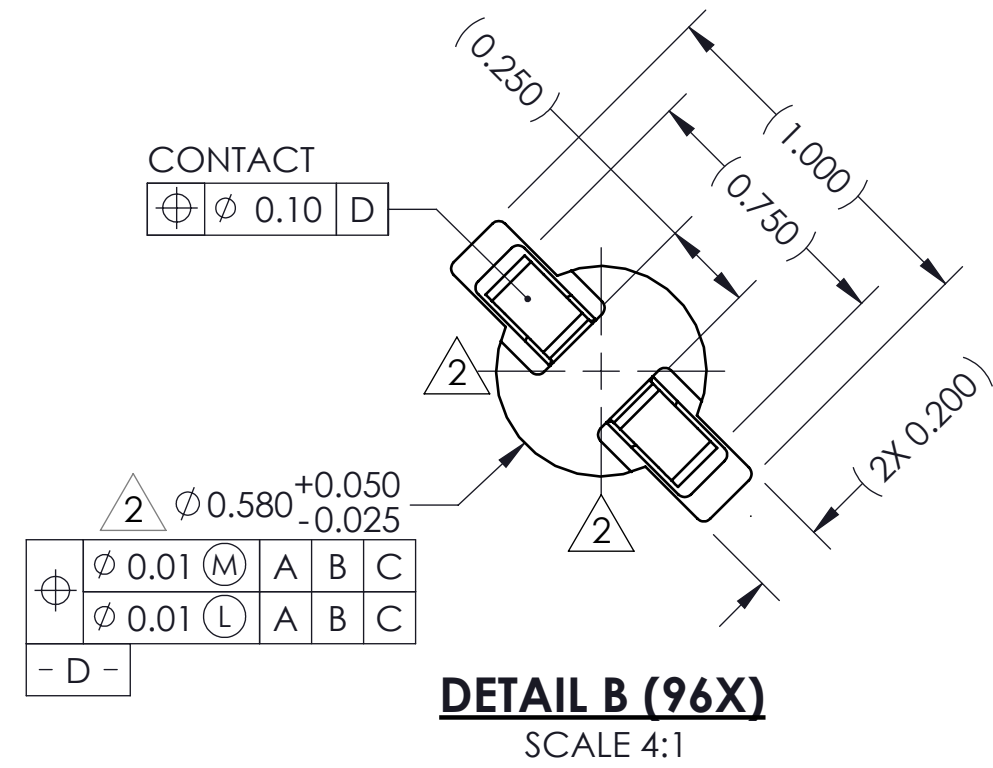
- Reference HSIO Technologies specification 103862-0004 for solder attachment.
- Locates center of contact/slot.
- Reference HSIO Technologies specification 103863-0001 for application notes.
- Footprint part number is 104311-0058.
- Datum B and C are determined by $\phi 0.580$ opening in corner slots.
- Unless otherwise noted, all features are located $\oplus 0.10$ A B C
- E - Center of ball pattern.
- F - Center of contact.



Parts List	
Part Number	Description
103864-0060	PRESS, DEVICE INSERT, GRYP 7.5X13.1 (SOLD SEPARATELY)
105900-0004	EXTRACTION TOOL, 4X53 (SOLD SEPARATELY)



SECTION A-A
SCALE 2:1



DETAIL B (96X)
SCALE 4:1

DETAIL C (96X)
SCALE 4:1

HSIO technologies
PROPRIETARY AND CONFIDENTIAL
 THE INFORMATION CONTAINED IN THIS DRAWING IS THE SOLE PROPERTY OF HSIO TECHNOLOGIES, LLC. ANY REPRODUCTION IN PART OR AS A WHOLE WITHOUT THE WRITTEN PERMISSION OF HSIO TECHNOLOGIES, LLC IS PROHIBITED.

UNLESS OTHERWISE SPECIFIED:
 DIMENSIONS ARE IN MILLIMETERS
 TOLERANCES:
 ANGULAR: ± 1°
 X.X ± 0.25
 X.XX ± 0.10
 X.XXX ± 0.050

INTERPRET GEOMETRIC TOLERANCING PER:
 MATERIAL: SEE BOM
 FINISH:
 DO NOT SCALE DRAWING

NAME	DATE
DRAWN: PAR	12/18/15
CHECKED: NSJ	12/18/15

LEGEND:
 △ NOTE CALLOUT
 □ REVISION CHANGE
 ○ ITEM NUMBER

HSIO TECHNOLOGIES, LLC.
 13400 68th AVENUE NORTH
 MAPLE GROVE, MINNESOTA 55311
 763-447-6260

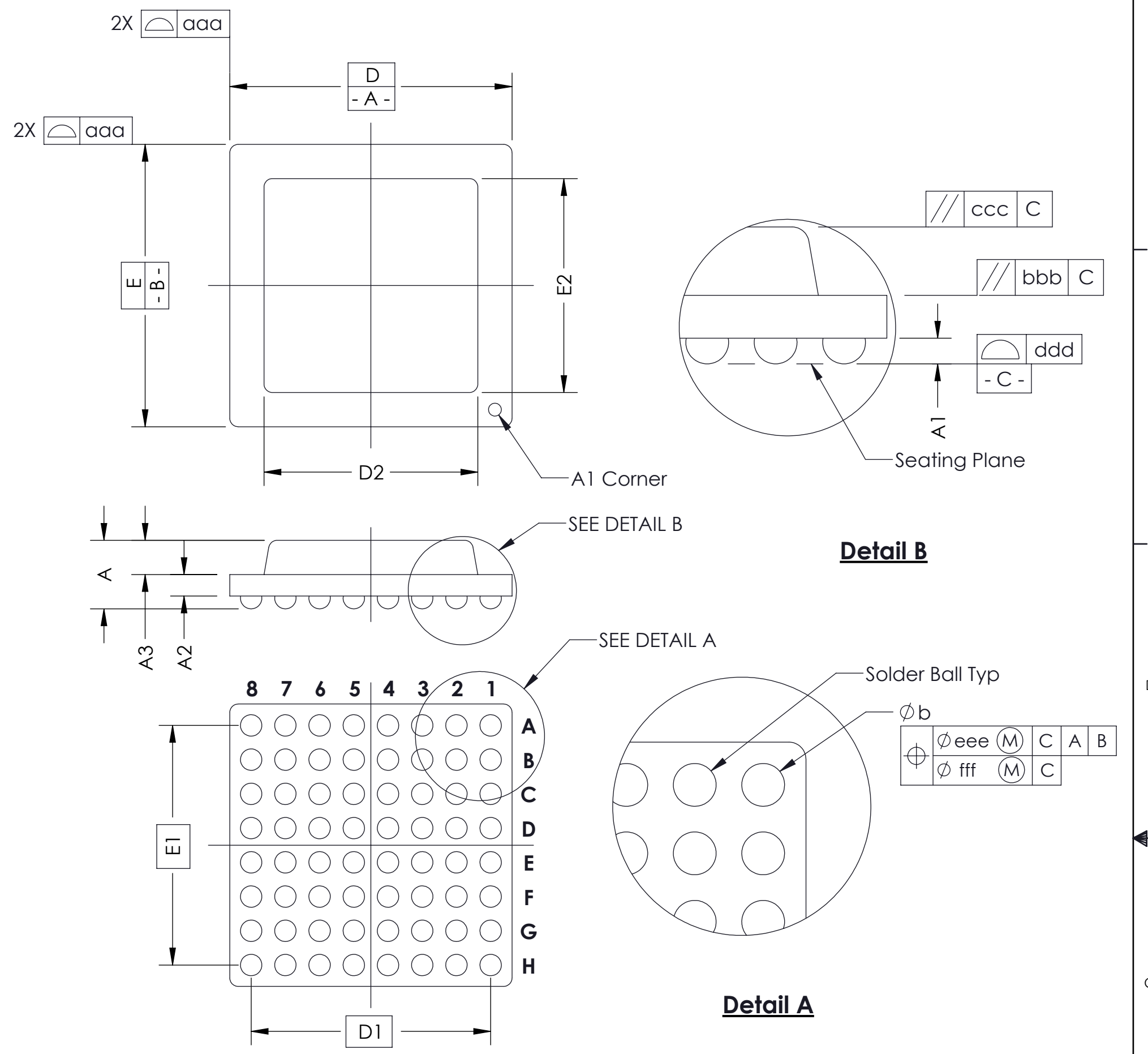
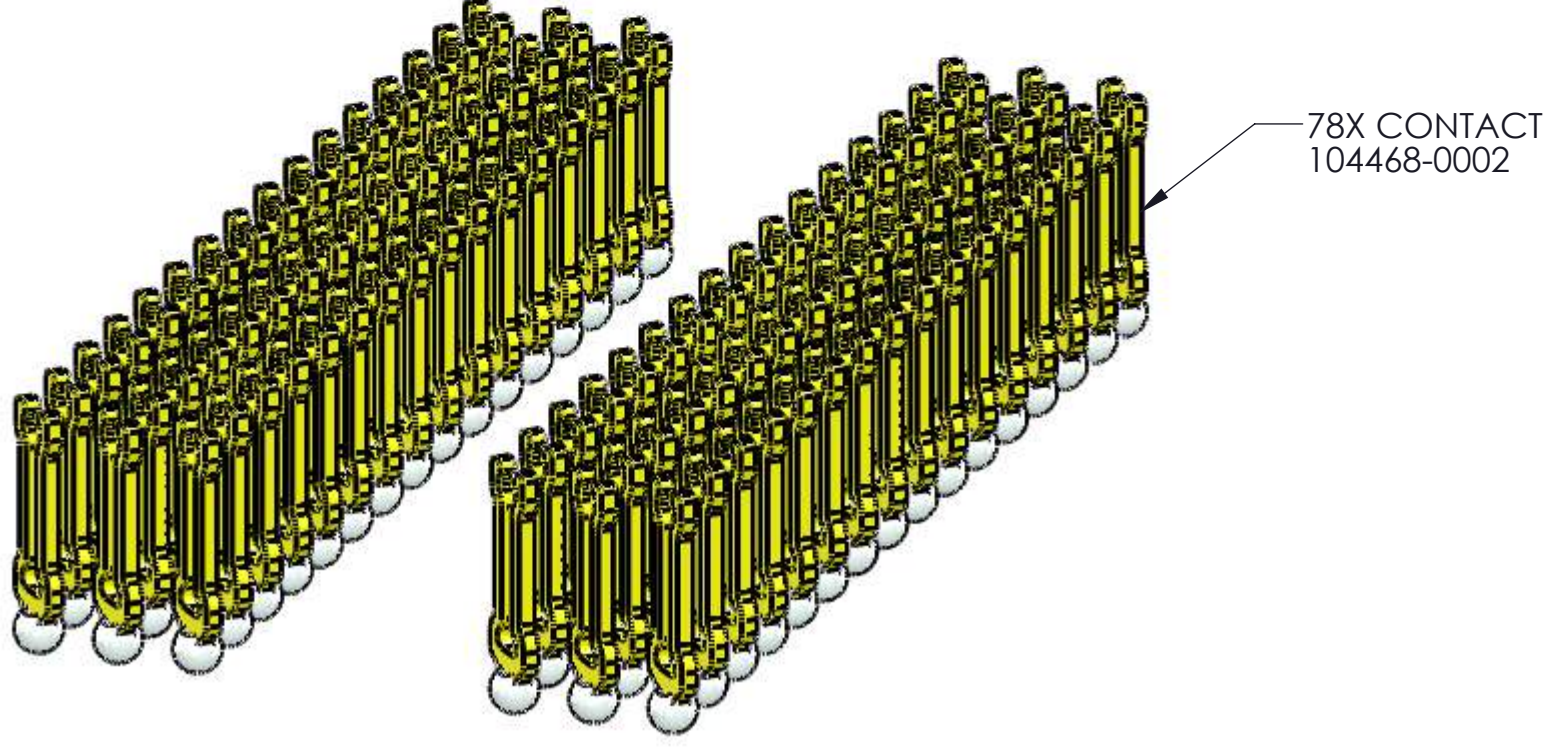
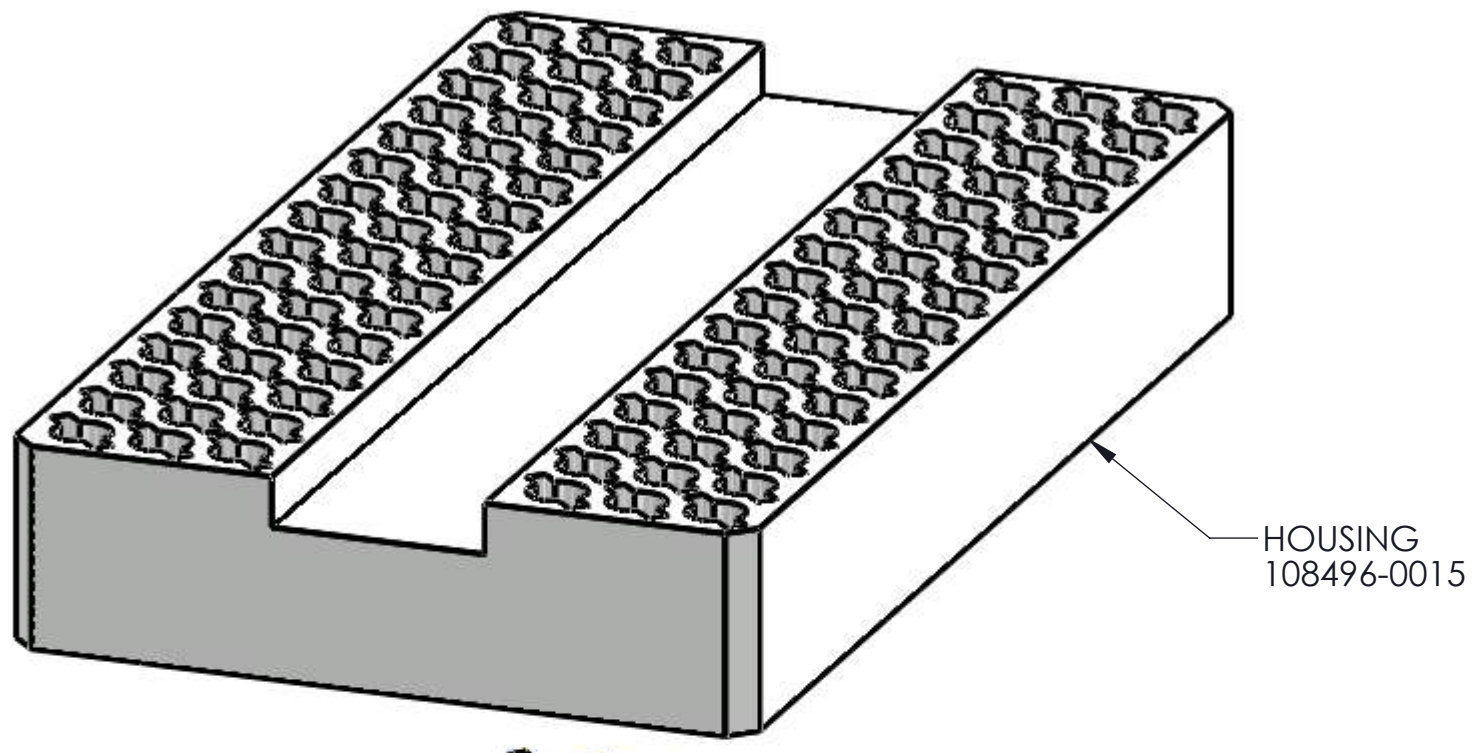
TITLE:
 SCKT, 96GRY, 7.5 X 13.1-0.80
 SAC305

DWG. NO. **108493-0014** REV **A**

SCALE: 10:1 | SIZE: C | SHEET 1 OF 2

SOCKET FOR DEVICES THAT ARE WITHIN THESE SPECIFICATIONS					
Lead Count	N	96	Package Size	D	7.50
Columns	ND	9	Ball Spacing	E	13.10
Rows	NE	16		D1	6.400
Pitch	e	0.80	Encapsulant/ Top Size	E1	12.000
Ball Size	b	0.45±0.05		D2	n/a
Total Thickness	A	N/A	Pattern Style	E2	n/a
Ball Height	A1	0.300 Min		Irregular*	
Substrate Thickness	A2	N/A	Perimeter Rows		n/a
Top Thickness	A3		Center Array		n/a
Form Tolerances					
Edge	aaa	0.20	Bottom	ddd	0.15
Substrate	bbb	0.20	Position	eee	0.20
top	ccc	0.20	Position	fff	0.08


All dimensions are in millimeters.
*See footprint specification for pattern details.



Generic Representation with Full Grid Array

PROPRIETARY AND CONFIDENTIAL

THE INFORMATION CONTAINED IN THIS DRAWING IS THE SOLE PROPERTY OF HSI0 TECHNOLOGIES, LLC. ANY REPRODUCTION IN PART OR AS A WHOLE WITHOUT THE WRITTEN PERMISSION OF HSI0 TECHNOLOGIES, LLC IS PROHIBITED.

UNLESS OTHERWISE SPECIFIED: DIMENSIONS ARE IN MILLIMETERS TOLERANCES: ANGULAR: ± 1° X.X ±0.25 X.XX ±0.10 X.XXX ±0.050	DRAWN	NAME	DATE	HSI0 TECHNOLOGIES, LLC. 13400 68th AVENUE NORTH MAPLE GROVE, MINNESOTA 55311 763-447-6260
	CHECKED	NSJ	01/30/14	
LEGEND: △ NOTE CALLOUT ◻ REVISION CHANGE ○ ITEM NUMBER				TITLE: SCKT, 96GRY, 7.5 X 13.1-0.80 SAC305
				DWG. NO. 108493-0014

SCALE: 10:1 | SIZE: C | SHEET 2 OF 2