

4

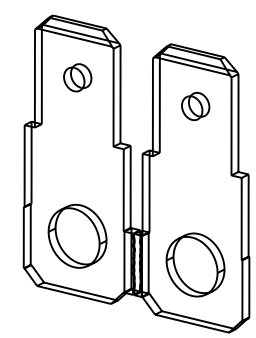
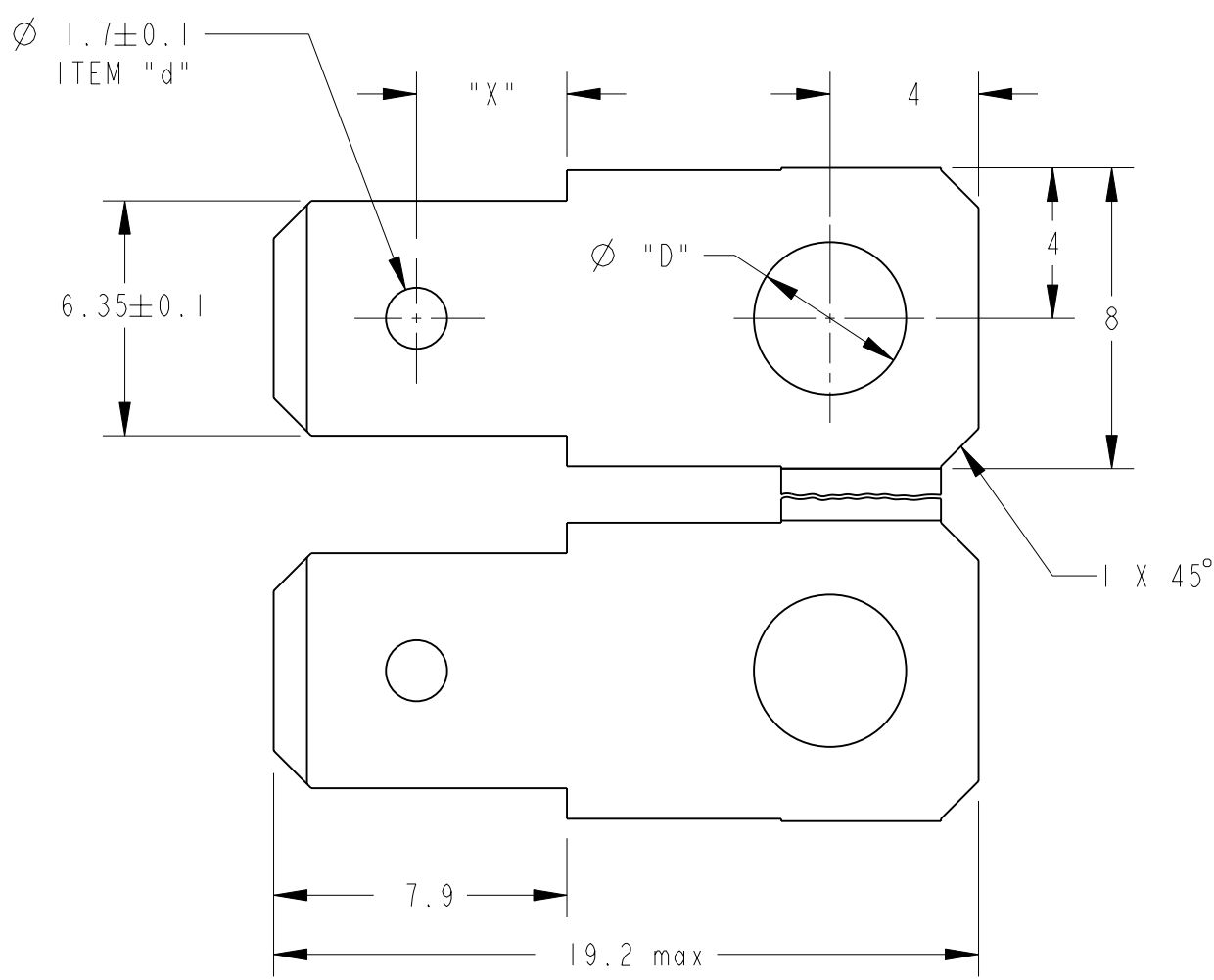
3

2

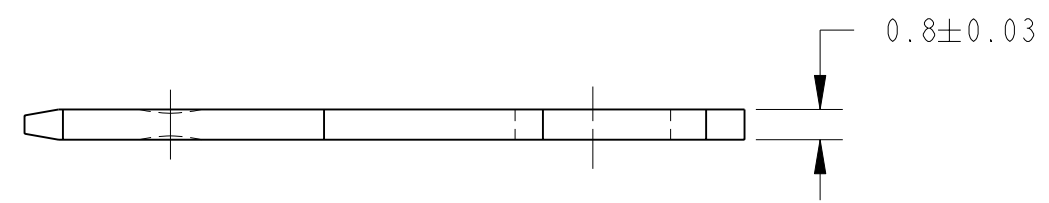
1

THIS DRAWING IS UNPUBLISHED. / DIFFUSION RESTREINTE TE  
 RELEASED FOR PUBLICATION / LIBRE A LA DIFFUSION  
 20  
 © COPYRIGHT 20 BY TYCO ELECTRONICS CORPORATION. ALL RIGHTS RESERVED. / TOUS DROITS RESERVES

LOC	DIST	REVISIONS				
P	LTR REV	DESCRIPTION MODIFICATIONS	DATE	DWN DESS.	APVD APP.	
F	7	Redessine en CAO et revise	30MARS98	O.L	-	
G		CLARIFICATION	09OCT2000	JJD	-	
GI		COLUMN "X" INTRODUCED IN THE TABLE	01DEC2010	PKS	MP	



ECHELLE 2:1



140734-2	etame	3.4	4.1	trou
140734-1	brut	3.4	4.1	trou
141715-2	etame	4.1	3.1	bossage
141715-1	brut	4.1	3.1	bossage
141621-2	etame	3.4	2.4	trou
141621-1	brut	3.4	2.4	trou
140592-0	etame	4.1	4.1	bossage
140591-0	brut	4.1	4.1	bossage
Numero	Finition	"X"	"D"	"d"

THIS DRAWING IS A CONTROLLED DOCUMENT FOR TYCO ELECTRONICS CORPORATION IT IS SUBJECT TO CHANGE AND THE CONTROLLING ENGINEERING ORGANIZATION SHOULD BE CONTACTED FOR THE LATEST REVISION. CE PLAN EST UN DOCUMENT CONTROLE PAR TE INCORPORATED. IL EST SUSCEPTIBLE D'ETRE REVISE. CONTACTER LE SERVICE TECHNIQUE D'TE DE FRANCE POUR OBTENIR LA DERNIERE REVISION.		DWN/DESSINE 30MARS98 O. LEMPEREUR CHK/VERIFIE G. ROBERT APVD /APPROUVE Y. PETRONIN PRODUCT SPEC SPEC. PRODUIT APPLICATION SPEC SPEC. APPLICATION		Tyco Electronics DE FRANCE 95301 PONTOISE	
DIMENSIONS: mm 		TOLERANCES UNLESS OTHERWISE SPECIFIED: TOLERANCES NON SPECIFIEES (SUIV NB DE DECIMALES): 0 PLC/DEC: ± - 1 PLC/DEC: ± 0.2 2 PLC/DEC: ± - 3 PLC/DEC: ± - 4 PLC/DEC: ± - ANGLES ± 30'		NAME TITRE FASTON TABS .250 series LANGUETTE POUR CLIPS de 6.35	
MATERIAL /MATIERE LAITON		FINISH /FINITION VOIR TABLE		SIZE FORMAT A3 CAGE CODE 00779 DRAWING NO No PLAN 140591 RESTRICTED TO RESERVE A	
WEIGHT MASSE APPROX. -		CUSTOMER DRAWING /PLAN CLIENT		UNIQUEMENT POUR REFERENCE SCALE ECHELLE 5:1 SHEET FEUILLE 1 OF DE 1 REV GI	