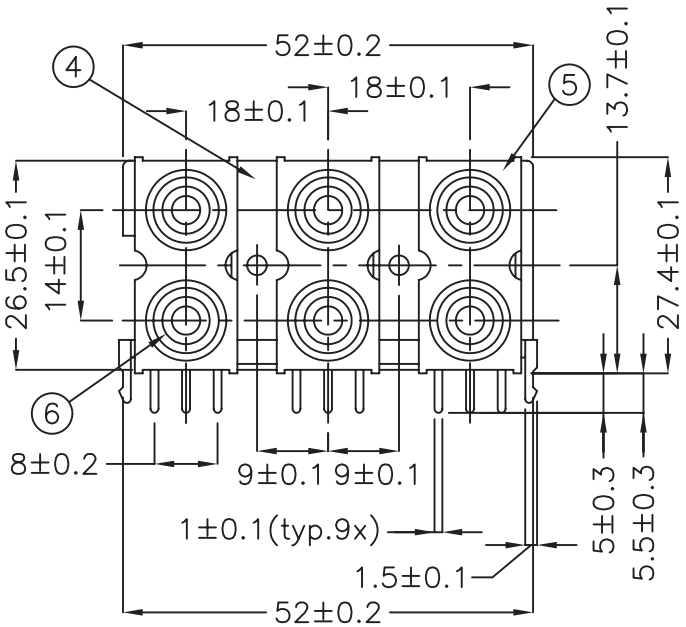

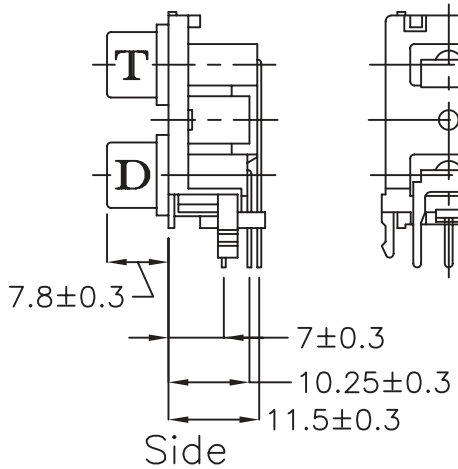

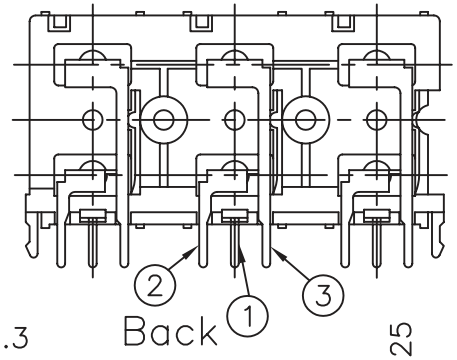

Specifications:
1. Insulation Resistance: 100MOhms min. (initial)
2. Contact Resistance (initial): 30mOhm max at 100mA(max) 1KHz.
3. Dielectric Withstand Voltage: AC 500V, 60Hz for 1 minute.
4. Insertion Force: 3Kgs max. Extraction Force: 0.08Kgs min.
5. Humidity Test: 40±2. 90~95%, 48 hours.

Color Chart
1 = Black
2 = Red
3 = White
4 = Yellow
5 = Blue
6 = Green

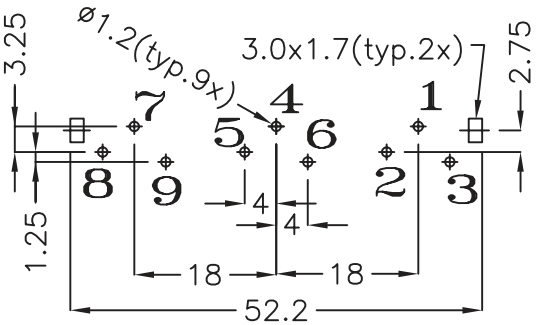

PC Board Layout (Top View)

RoHS Compliant

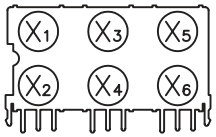

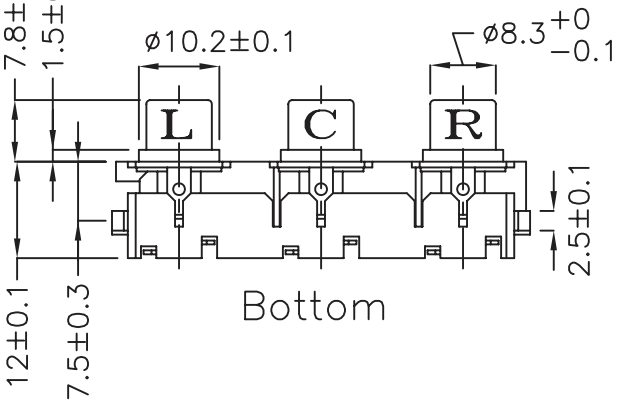

Color Index						
Part No.	Input X_1	Input X_2	Input X_3	Input X_4	Input X_5	Input X_6
RCJ−61212121	Red	Black	Red	Black	Red	Black
RCJ−61343434	White	Yellow	White	Yellow	White	Yellow
RCJ−61232323	Red	White	Red	White	Red	White
RCJ−61223344	Red	Red	White	White	Yellow	Yellow
RCJ−61X_1 X_2 X_3 X_4 X_5 X_6	Color X_1	Color X_2	Color X_3	Color X_4	Color X_5	Color X_6

Example: (Black, Red, White, Yellow, Blue, Green)
RCJ−61X_1 X_2 X_3 X_4 X_5 X_6 = RCJ−61123456

Schematic		
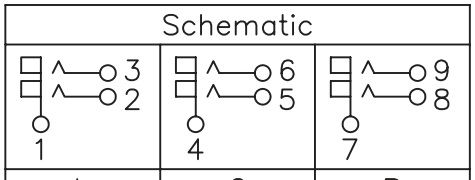		
L	C	R

No.	Description	Material	Qty	Finish
6	Input	PBT	6	See Color Index
5	Cover	ABS	3	Black Color
4	Base	ABS	1	Black Color
3	Terminal T	0.5t Brass	3	Silver Plated
2	Terminal D	0.5t Brass	3	Silver Plated
1	Earth Terminal (Barrel)	0.5t Brass	3	Nickel Plated

CUIDEVICES
6405 SW Rosewood St, Suite C
Lake Oswego, OR 97035
Phone: 877-323-3576
Website: www.cuidevices.com

TITLE: RCA Jack, 6 port, 2x3, Right Angle, PCB Mount

PART NO.	UNITS:
RCJ−61XXXXXX	Millimeters

DRAWN BY:	APPROVED BY:	SCALE:
Todd R. White		1x

PC FILE NAME: rcj−61xxxxxx.dwg

COPYRIGHT 2022 BY CUI DEVICES

Additional Resources: Product Page | 3D Model