



## Features

- 9 mm Round / Single Turn / Carbon Commercial / Open Frame
- Top and side adjust
- Cross slot adjustment design
- Horizontal and vertical mounting styles
- Dust resistant/splash resistant covers
- PC board stand-offs and retention feature



This series is currently available but not recommended for new designs.

- RoHS compliant\*
- For trimmer applications/processing guidelines, [click here](#)

# 3319 - 9 mm Round Trimpot® Trimming Potentiometer

## Electrical Characteristics

Standard Resistance Range ..... 100 to 1 megohm  
 (see standard resistance table)  
 Resistance Tolerance ..... ±25 % std.  
 End Resistance ..... 2 % max. (≤2K = 30 ohms)  
 Contact Resistance Variation ..... 3 % max.  
 Resolution ..... Infinite  
 Adjustment Angle ..... 235 ° nom.

## Environmental Characteristics

Power Rating (200 volts max.)  
 70 °C ..... 0.2 watt  
 Temperature Range ..... -25 °C to +100 °C  
 Temperature Coefficient ..... ±1000 ppm/°C  
 Load Life ..... 1,000 hours 0.2 watt @ 70 °C  
 (<100K = +3/-7 % ΔTR)  
 (≥100K = +3/-10 % ΔTR)

## Physical Characteristics

Torque (Operating) ..... 5 oz-in. max.  
 Stop Strength ..... 11.0 oz-in. min.  
 Terminals ..... Solderable pins  
 Marking ..... Manufacturer's trademark, resistance code  
 Standard Packaging ..... 200 pcs. per bag  
 Adjustment Tool ..... H-90

Aqueous cleaning not recommended

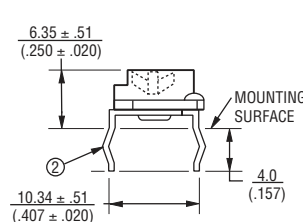
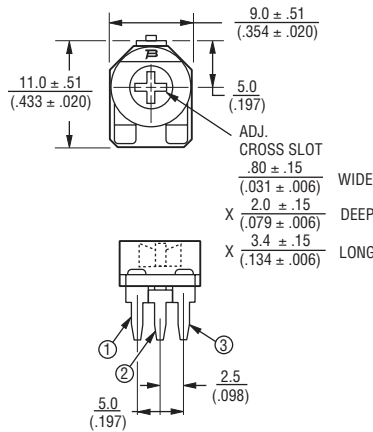
## Standard Resistance Table

Resistance (Ohms)	Resistance Code
<b>100</b>	<b>101</b>
<b>200</b>	<b>201</b>
<b>500</b>	<b>501</b>
<b>1,000</b>	<b>102</b>
<b>2,000</b>	<b>202</b>
<b>5,000</b>	<b>502</b>
<b>10,000</b>	<b>103</b>
<b>20,000</b>	<b>203</b>
<b>50,000</b>	<b>503</b>
<b>100,000</b>	<b>104</b>
200,000	204
500,000	504
1,000,000	105

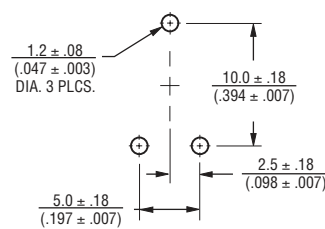
Popular distribution resistance values listed in boldface.

## Product Dimensions

### 3319P-1 Top Adjust

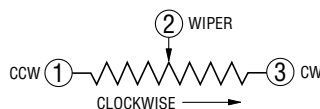


### SUGGESTED PWB LAYOUT

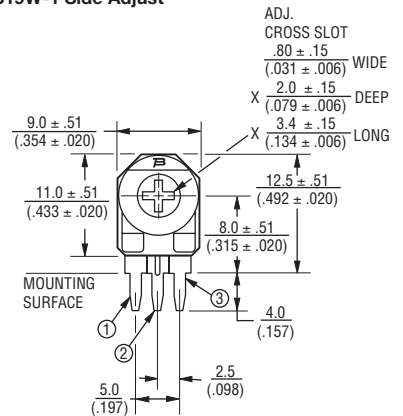


DIMENSIONS:  $\frac{\text{MM}}{\text{(INCHES)}}$

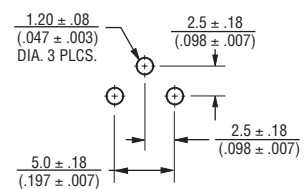
TOLERANCES:  $\pm \frac{0.25}{(.010)}$  EXCEPT WHERE NOTED



### 3319W-1 Side Adjust



### SUGGESTED PWB LAYOUT



## How To Order

**3319 W - 1 - 103**

Model \_\_\_\_\_  
 Pin Style \_\_\_\_\_  
 P = Top Adjust  
 W = Side Adjust  
 Rotor Style \_\_\_\_\_  
 -1 = Standard  
 Resistance Code \_\_\_\_\_

REV. 05/18

\*RoHS Directive 2002/95/EC Jan. 27, 2003 including annex and RoHS Recast 2011/65/EU June 8, 2011.

"Trimpot" is a registered trademark of Bourns, Inc.  
 Specifications are subject to change without notice.

The device characteristics and parameters in this data sheet can and do vary in different applications and actual device performance may vary over time. Users should verify actual device performance in their specific applications.