THIS DRAWING IS UNPUBLISHED. RELEASED FOR PUBLICATION -,- .
© COPYRIGHT - By - ALL RIGHTS RESERVED.

LOC	DIST
J	—

REVISIONS

P	LTR	DESCRIPTION	DATE	DWN	APVD
	D1	REVISED PER ECR-14-017722	30NOV2014	O.C	D.Z

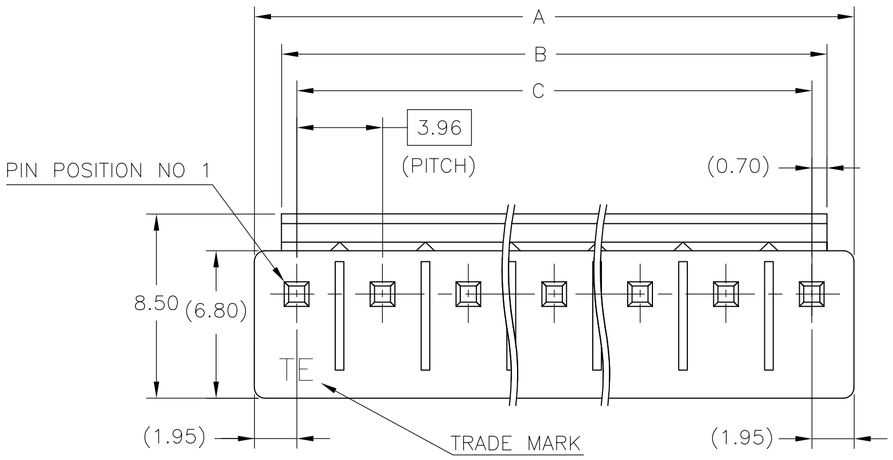

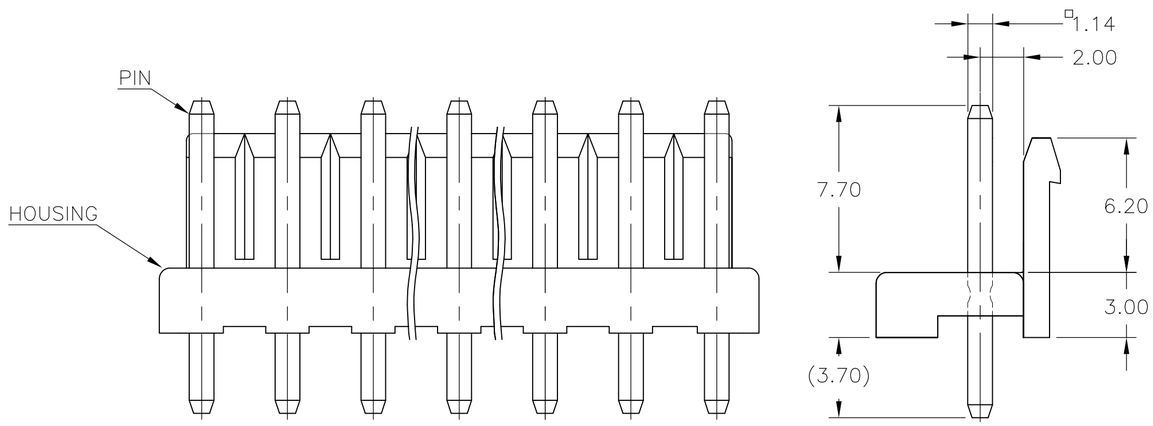

1 MATING CONN P/N: □-1123722-□

2 APPLICABLE P.C.B LAYOUT: SEE FIG. 1

3 APPLICABLE P.C.B THICKNESS: 1.60

4 SKETCHES SHOW NO PINS MISSING.

5 COMPLY WITH GLOW WIRE REQUIREMENTS FOR PARTS OF NON-METALIC MATERIAL SUPPORTING A CURRENT CARRYING CONNECTION DETAILED IN IEC 60335-1 SECTION 30 (GWT [GLOW WIRE TEST]) 750° SPEC.

6 PIN: POST TIN OVER BRASS

7 HOUSING: PBT, 30% GLASS, UL94-V0.

8 o : WITH PIN,
X : WITHOUT PIN.

9 HOUSING: NYLON, 15% GLASS, UL94-V2

10 PRELIMINARY - NOT FOR PRODUCTION.

11 OBSOLETE PARTS..

GWT 5	HOUSING MATERIAL	1	2	3	4	5	6	7	8	9	10	11	"C"	"B"	"A"	COLOR	POSN	ASS'Y P/N
		PIN POSITION 8											DIMENSION					
YES	9	○	○	○	×	○	×	○					23.76	25.16	27.66	NATURAL	7	7-1473059-5
NO	7	○	○	○	×	○	×	○								BLACK		10 5-1473059-5
		○	○	○	×	○	×	○								RED		10 4-1473059-5
		○	○	○	×	○	×	○								BLUE		10 3-1473059-5
		○	○	○	×	○	×	○								NATURAL		1-1473059-5
		○	○	×	○								11.88	13.28	15.78	BLACK	4	10 8-1473059-3
		○	○	×	○											RED		10 7-1473059-3
		○	○	×	○											BLUE		10 6-1473059-3
		○	×	○	○											BLACK		10 5-1473059-3
		○	×	○	○											RED		10 4-1473059-3
YES	9	○	○	×	○											NATURAL		4-1473059-1
NO	7	○	×	○	○											BLUE		10 3-1473059-3
YES	9	○	×	○	○											NATURAL		3-1473059-1
NO	7	○	○	×	○											NATURAL		2-1473059-3
YES	9	○	○	×	○											NATURAL		2-1473059-1
NO	7	○	×	○	○											NATURAL		1-1473059-3
YES	9	○	×	○	○											NATURAL		11 ~~1-1473059-1~~

1473059

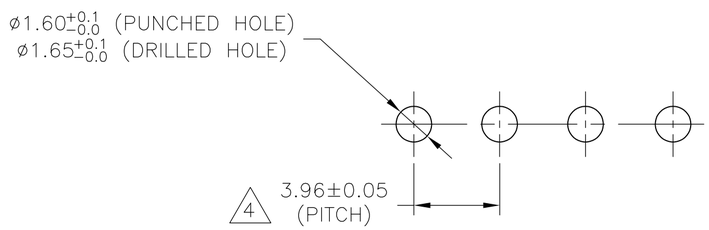

2 FIG.1

THIS DRAWING IS A CONTROLLED DOCUMENT.

DIMENSIONS: mm

TOLERANCES UNLESS OTHERWISE SPECIFIED:
0 PLC ±
1 PLC ± 0.50
2 PLC ± 0.30
3 PLC ±
4 PLC ±
ANGLES ±

MATERIAL: SEE TABLE 6

FINISH: 6

DWN	Y.YAMADA	07SEP2004
CHK	N.YAMASAKI	07SEP2004
APVD	N.YAMASAKI	07SEP2004
PRODUCT SPEC	108-5609	
APPLICATION SPEC	—	
WEIGHT	—	

TE Connectivity

NAME: ECONOMY POWER (EP) CONN HEADER ASS'Y 7.92/3.96mm PITCH 3POS

SIZE	CAGE CODE	DRAWING NO	RESTRICTED TO
A2	00779	C-1473059	—

CUSTOMER DRAWING | SCALE 5:1 | SHEET 1 OF 1 | REV D1

1471-9 (3/11)