

SL-156

TE Internal #: 770476-1

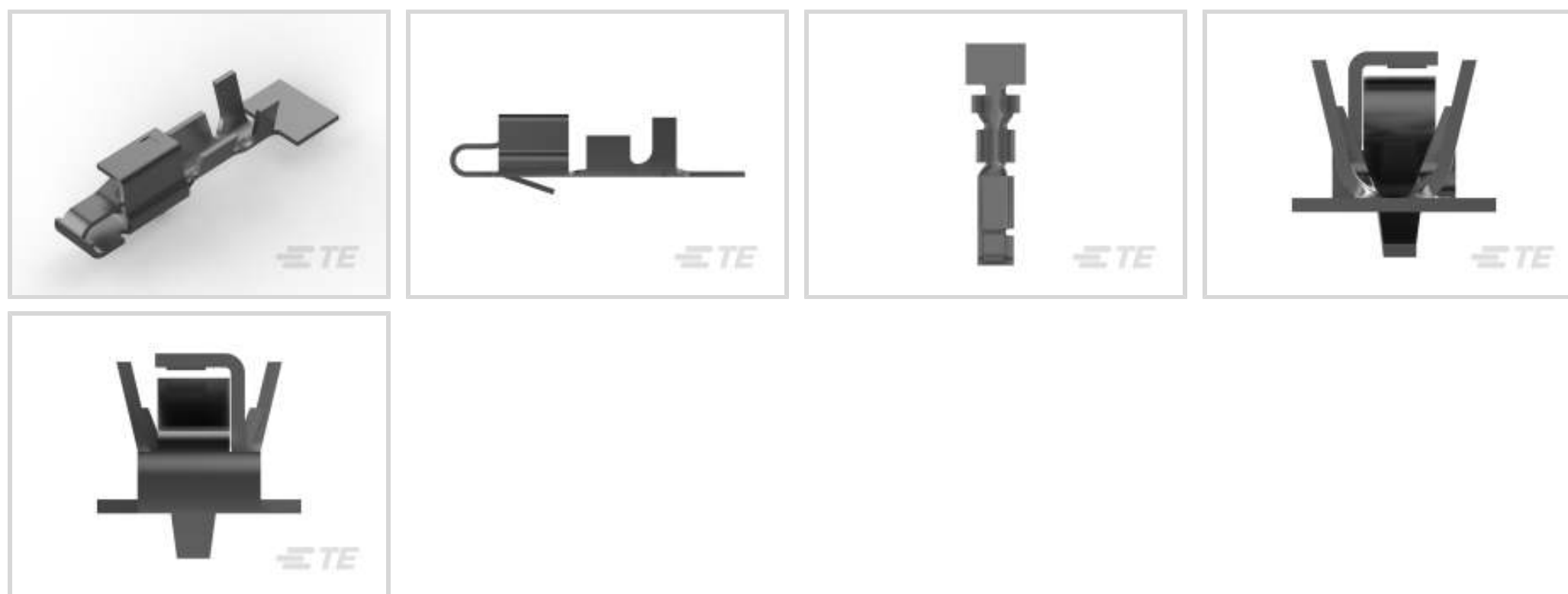
Connector Contact, Socket, Wire-to-Wire / Wire-to-Board, 24 – 18

AWG Wire Size, .2 – .9 mm² Wire Size, Tin-Lead, Reel, Wire &

Cable, 10 A, SL-156

[View on TE.com >](#)[Connectors > PCB Connectors > Wire-to-Board Connectors > Wire-to-Board Connector Contacts >](#)

Wire-to-Board Connector Contacts: socket, wire size 30-16 AWG, SL 156

Contact Type: **Socket**Connector System: **Wire-to-Board, Wire-to-Wire**Wire Size: **.2 – .9 mm²**Contact Mating Area Plating Material: **Tin-Lead**[All Wire-to-Board Connector Contacts: socket, wire size 30-16 AWG, SL 156 \(23\)](#)

Features

Product Type Features

Applied Pressure	High
Connector System	Wire-to-Board, Wire-to-Wire
Connector & Contact Terminates To	Wire & Cable

Configuration Features

Compatible With Wire & Cable Type	Discrete Wire
-----------------------------------	---------------

Electrical Characteristics

Operating Voltage	250 VAC
-------------------	---------

Contact Features

Mating Square Post Dimension	1.14 mm[.045 in]
Contact Retention Within Housing	With
Contact Underplating Material Thickness	1.27 μm[50 μin]
Wire Contact Termination Area Plating Thickness	.2 μm



Wire Contact Termination Area Plating Material Finish	Bright
Wire Contact Termination Area Plating Material	Tin
Contact Mating Area Plating Material Thickness	2.03 μm[80 μin]
Contact Mating Area Plating Material Finish	Bright
Contact Underplating Material	Nickel
Contact Base Material	Phosphor Bronze
Contact Type	Socket
Contact Mating Area Plating Material	Tin-Lead
Contact Current Rating (Max)	10 A

Termination Features

Termination Method to Wire & Cable	Crimp
------------------------------------	-------

Mechanical Attachment

Contact Retention Type Within Housing	Locking Lance
Connector Mounting Type	Cable Mount (Free-Hanging)

Dimensions

Compatible Insulation Diameter Range	1.09 – 2.79 mm[.043 – .11 in]
Wire Size	.2 – .9 mm ²

Usage Conditions

Operating Temperature Range	-55 – 105 °C[-67 – 221 °F]
-----------------------------	----------------------------

Operation/Application

Circuit Application	Power
---------------------	-------

Packaging Features

Packaging Quantity	5500
Packaging Method	Reel

Product Compliance

For compliance documentation, visit the product page on [TE.com](https://www.te.com)>

EU RoHS Directive 2011/65/EU	Not Compliant
EU ELV Directive 2000/53/EC	Compliant with Exemptions
China RoHS 2 Directive MIIT Order No 32, 2016	Restricted Materials Above Threshold
EU REACH Regulation (EC) No. 1907/2006	Current ECHA Candidate List: JUNE 2023 (235)

Candidate List Declared Against: JUNE 2023 (235)
 SVHC > Threshold:
 Pb (13% in Component Part)

Article Safe Usage Statements:

Do not eat, drink or smoke when using this product. Wash thoroughly after handling. Recycle if possible and dispose of the article by following all applicable governmental regulations relevant to your geographic location.

Halogen Content

Low Halogen - Br, Cl, F, I < 900 ppm per homogenous material. Also BFR/CFR/PVC Free

Solder Process Capability

Not applicable for solder process capability

Product Compliance Disclaimer

This information is provided based on reasonable inquiry of our suppliers and represents our current actual knowledge based on the information they provided. This information is subject to change. The part numbers that TE has identified as EU RoHS compliant have a maximum concentration of 0.1% by weight in homogenous materials for lead, hexavalent chromium, mercury, PBB, PBDE, DBP, BBP, DEHP, DIBP, and 0.01% for cadmium, or qualify for an exemption to these limits as defined in the Annexes of Directive 2011/65/EU (RoHS2). Finished electrical and electronic equipment products will be CE marked as required by Directive 2011/65/EU. Components may not be CE marked. Additionally, the part numbers that TE has identified as EU ELV compliant have a maximum concentration of 0.1% by weight in homogenous materials for lead, hexavalent chromium, and mercury, and 0.01% for cadmium, or qualify for an exemption to these limits as defined in the Annexes of Directive 2000/53/EC (ELV). Regarding the REACH Regulation, the information TE provides on SVHC in articles for this part number is based on the latest European Chemicals Agency (ECHA) 'Guidance on requirements for substances in articles' posted at this URL: <https://echa.europa.eu/guidance-documents/guidance-on-reach>

Compatible Parts



TE Part # 58614-1
 PROCrimp, HT&D SL156

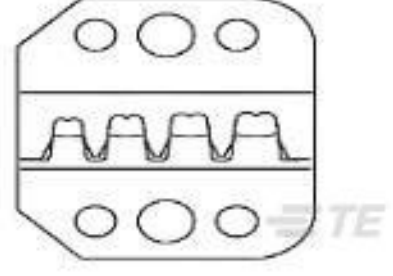


KIT
 REPRESENTATION ONLY

TE Part # 7-2151033-7
 OCEAN_2.0_SPARE_PART_KIT-070F100F



TE Part # 2151033-1
 OCEAN-2.0-APPLICATOR-S-070F100F



TE Part # 58614-2
 PROCrimp, DIE, SL156



TE Part # 90471-1
 EXTRACTION TOOL, SC-156



TE Part # 91597-1
 CCII SL-156 REC 24-18 ASSY




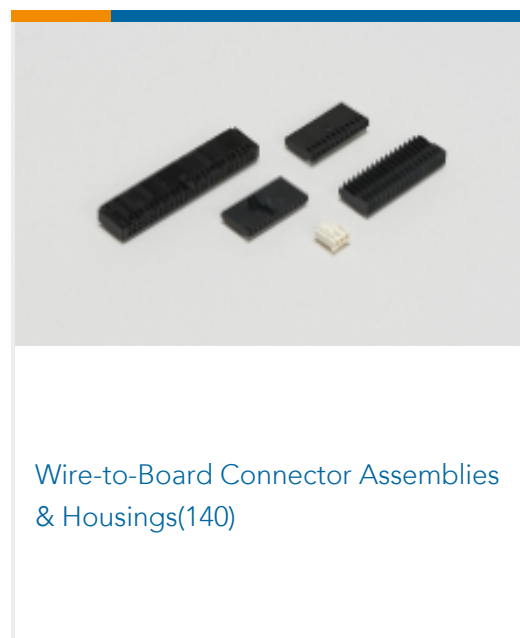
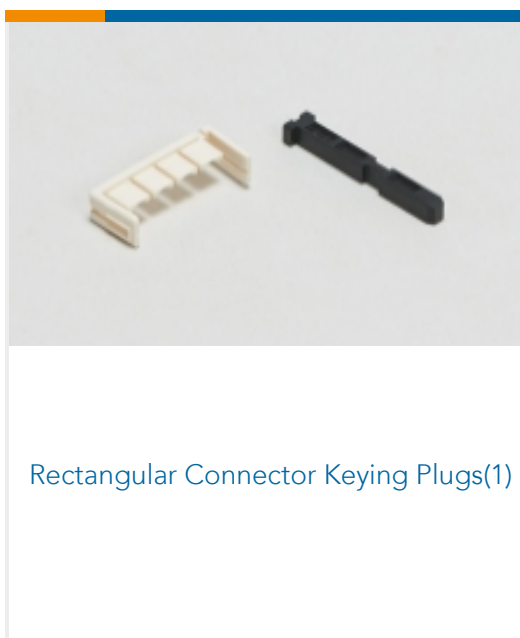


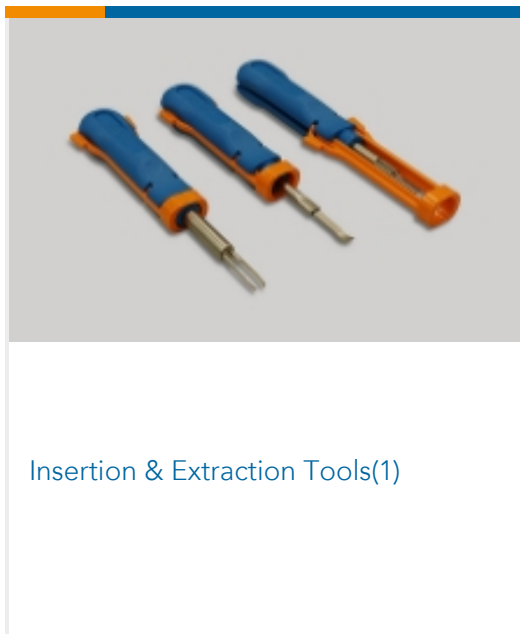
TE Part # 2-2151033-1
 OCEAN-2.0-APPLICATOR-S-070F100F




TE Part # 2-2151033-2
 OCEAN-2.0-APPLICATOR-S-070F100FA



Also in the Series | SL-156



Customers Also Bought





Documents

Product Drawings

[SL156 RECPT, SNNI/PHBZ](#)

English

CAD Files

[3D PDF](#)

3D

Customer View Model

[ENG_CVM_CVM_770476-1_Y.2d_dxf.zip](#)

English

Customer View Model

[ENG_CVM_CVM_770476-1_Y.3d_igs.zip](#)

English

Customer View Model

[ENG_CVM_CVM_770476-1_Y.3d_stp.zip](#)

English

Customer View Model

[ENG_CVM_770476-1_K.2d_dxf.zip](#)

English

Customer View Model

[ENG_CVM_770476-1_K.3d_igs.zip](#)

English

Customer View Model

[ENG_CVM_770476-1_K.3d_stp.zip](#)

English

[3D PDF](#)

English



By downloading the CAD file I accept and agree to the [Terms and Conditions](#) of use.

Datasheets & Catalog Pages

[7-1773461-7_SL-156_CONNECTOR_TPA_DEVICE](#)

English

Product Specifications

[Application Specification](#)

English

Product Environmental Compliance

[MD_770476-1_05062014729_dmtec](#)

English

[MD_770476-1_05062014729_dmtec](#)

English

Instruction Sheets

[Instruction Sheet \(U.S.\)](#)

English