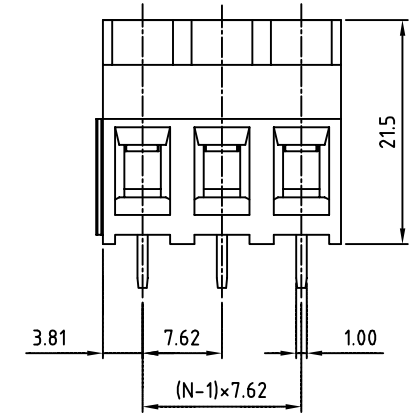
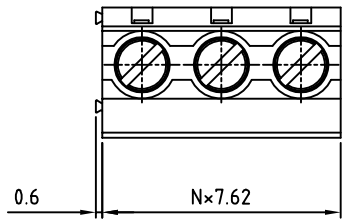
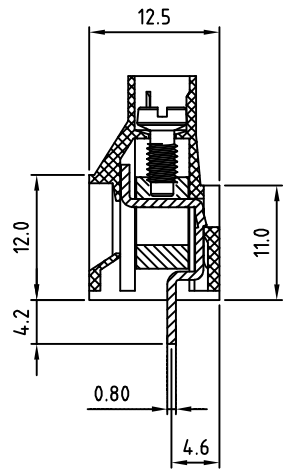


SIGN	DATE	DESCRIPTION	APPROVER

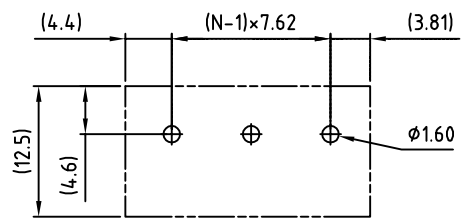
THIS IS CAD DRAWING, DO NOT REVISE MANUALLY!!!



N=Number of contacts




P.C.B LAYOUT



Material

- Terminal body
- (metal housing): Brass(CuZn)
- Terminal screw: Steel Zinc plating "-" slot type
- Contacts: Brass
- Surface of solder tail: Tin plated
- Insulator (housing): Thermoplastic (UL94V-0)

Electrical

- Voltage rating: 300VAC
- Current rating: 25A
- Wire range:
 - Solid wire(AWG): 12-24
 - Stranded wire(AWG): 12-24
- Torque(Lb-In): 4.3
- Screw: M3
- Wire strip length: 6-7mm
- Withstanding Voltage: 1.6KV
- Operating temperature: -30°C to +105°C
- Soldering temperature: 250°C±10°C/5 Sec
- Safety Approval:  us

RoHS Compliant

PART NUMBER:

OSTT7XX4350

No. of Poles	COLOR
02 2 Poles	0: Black
03 3 Poles	5: Green (Standard)
... ..	6: Blue
24 24 Poles	8: Grey



THESE DRAWINGS AND SPECIFICATIONS ARE THE PROPERTY OF ON-SHORE TECHNOLOGY, INC. AND SHALL NOT BE REPRODUCED, COPIED OR USED IN ANY MANNER WITHOUT THE PRIOR WRITTEN CONSENT OF ON-SHORE TECHNOLOGY, INC.

TITLE		OSTT7 7.62mm Series	
PART NO.	OSTT7XX4350	DWG NO.	OSTT7XX4350.DWG
APPROVED	CHECKED	DESIGNED	DRAWN
Shi Jun 2006.10.21	Marvin 2006.10.21	Marvin 2006.10.21	Marvin 2006.10.21
CUST NO.		Tolerance	
		X. ±0.50	
		X.X ±0.30	
		X.XX ±0.10	
		X° ±1°	
SHEET: 01/01		REV.: C	