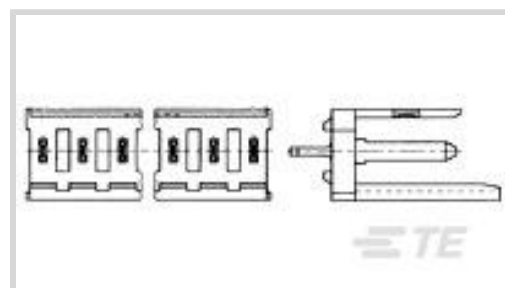




Connectors > PCB Connectors > PCB Headers & Receptacles



PCB Connector Assembly Type: **PCB Mount Header**

PCB Mount Orientation: **Vertical**

Connector System: **Board-to-Board**

Number of Positions: **4**

Number of Rows: **1**

Features

Product Type Features

PCB Connector Assembly Type	PCB Mount Header
Connector System	Board-to-Board
Header Type	Partially Shrouded
Connector & Contact Terminates To	Printed Circuit Board

Configuration Features

Connector Contact Load Condition	Fully Loaded
PCB Mount Orientation	Vertical
Number of Positions	4
Number of Rows	1
Board-to-Board Configuration	Parallel

Electrical Characteristics

Dielectric Withstanding Voltage (Max)	750 VACrms
---------------------------------------	------------

Body Features

Connector Profile	Standard
Primary Product Color	Green

Contact Features

Contact Mating Area Length	10 mm[.393 in]
Mating Tab Width	1.6 mm[.063 in]



Mating Tab Thickness	.79 mm[.031 in]
PCB Contact Termination Area Plating Material	Tin
Contact Base Material	Brass
Contact Mating Area Plating Material	Gold
Contact Mating Area Plating Material Thickness	.38 μ m[15 μ in]
Contact Type	Pin
Contact Current Rating (Max)	3 A

Termination Features

Rectangular Termination Post & Tail Thickness	.8 mm[.031 in]
Rectangular Termination Post & Tail Width	.9 mm[.035 in]
Termination Post & Tail Length	3.3 mm
Termination Method to Printed Circuit Board	Through Hole - Solder

Mechanical Attachment

Mating Alignment	With
Mating Alignment Type	Polarization
PCB Mount Retention	Without
Connector Mounting Type	Board Mount

Housing Features

Centerline (Pitch)	3.96 mm[.156 in]
Housing Material	Polycarbonate GF

Usage Conditions

Operating Temperature Range	-65 – 105 °C[-85 – 221 °F]
-----------------------------	----------------------------

Operation/Application

Circuit Application	Signal
---------------------	--------

Industry Standards

Approved Standards	CSA LR7189, UL E28476
UL Flammability Rating	UL 94V-0

Packaging Features

Packaging Quantity	500
Packaging Type	Carton

Product Compliance





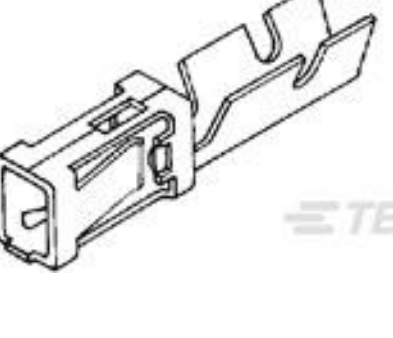
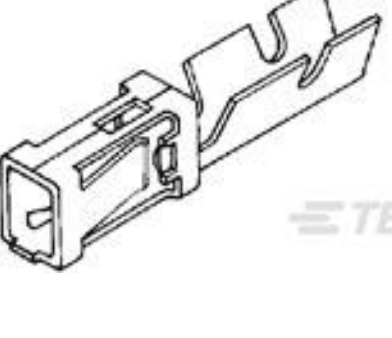
[For compliance documentation, visit the product page on TE.com>](#)

EU RoHS Directive 2011/65/EU	Compliant
EU ELV Directive 2000/53/EC	Compliant
China RoHS 2 Directive MIIT Order No 32, 2016	No Restricted Materials Above Threshold
EU REACH Regulation (EC) No. 1907/2006	Current ECHA Candidate List: JUNE 2023 (235) Candidate List Declared Against: JAN 2023 (233) SVHC > Threshold: Perfluorobutane sulfonic acid (PFBS) and its salts (.16% in Component Part) Article Safe Usage Statements: Do not eat, drink or smoke when using this product. Wash thoroughly after handling. Recycle if possible and dispose of the article by following all applicable governmental regulations relevant to your geographic location.
Halogen Content	Low Bromine/Chlorine - Br and Cl < 900 ppm per homogenous material. Also BFR /CFR/PVC Free
Solder Process Capability	Wave solder capable to 265°C

Product Compliance Disclaimer

This information is provided based on reasonable inquiry of our suppliers and represents our current actual knowledge based on the information they provided. This information is subject to change. The part numbers that TE has identified as EU RoHS compliant have a maximum concentration of 0.1% by weight in homogenous materials for lead, hexavalent chromium, mercury, PBB, PBDE, DBP, BBP, DEHP, DIBP, and 0.01% for cadmium, or qualify for an exemption to these limits as defined in the Annexes of Directive 2011/65/EU (RoHS2). Finished electrical and electronic equipment products will be CE marked as required by Directive 2011/65/EU. Components may not be CE marked. Additionally, the part numbers that TE has identified as EU ELV compliant have a maximum concentration of 0.1% by weight in homogenous materials for lead, hexavalent chromium, and mercury, and 0.01% for cadmium, or qualify for an exemption to these limits as defined in the Annexes of Directive 2000/53/EC (ELV). Regarding the REACH Regulation, the information TE provides on SVHC in articles for this part number is based on the latest European Chemicals Agency (ECHA) 'Guidance on requirements for substances in articles' posted at this URL: <https://echa.europa.eu/guidance-documents/guidance-on-reach>

Compatible Parts

 <p>TE Part # 182198-1 MOD 1 CONTACT</p>	 <p>TE Part # 280591 AMPMODU MODU 1 REC HOUSING</p>	 <p>TE Part # 181299-2 MOD 1 CONTACT REC</p>	 <p>TE Part # 181299-1 MOD 1 CRIMP CONTACT</p>
---	--	---	---

Also in the Series | [AMPMODU MOD 1](#)




Automotive Terminals(6)



Board-to-Board Connector Contacts (107)




Board-to-Board Jumpers & Shunts(5)



Insertion & Extraction Tools(1)



PCB Connector Keying(2)



PCB Headers & Receptacles(358)



Wire-to-Board Connector Assemblies & Housings(44)



Wire-to-Board Connector Contacts(2)

Customers Also Bought



TE Part #1-2176055-3
RLP73M 2B R033 1% 1K RL



TE Part #826469-8
2X8P MOD II SHROUDED HEADER, ST



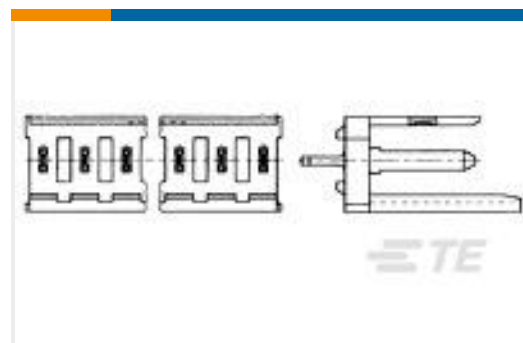
TE Part #280378-2
4P MODU II SHRD HDR, RT ANG, 0.38 AU



TE Part #1676167-2
RN 0805 121R 0.1% 10PPM 1KRL AU



TE Part #2-1623728-4
BCHE 11 W 4R7 10%



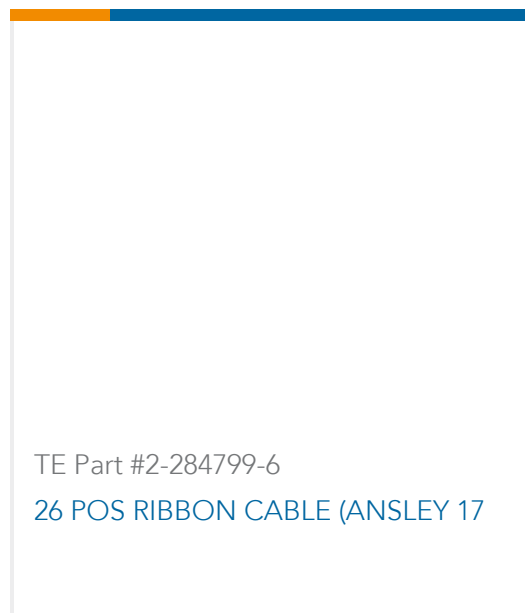
TE Part #280613-2
10P MOD 1 SHROUDED HEADER, ST, 0.4 Au



TE Part #829538-8
2X8P MOD II SHROUDED HEADER, ST



TE Part #2178438-1
250 FASTON,F-SPR REC.,24-20 AWG, PNST



TE Part #2-284799-6
26 POS RIBBON CABLE (ANSLEY 17)

Documents



Product Drawings

[4P MOD 1 SHROUDED HEADER, ST, 0.4 Au](#)

English

CAD Files

[3D PDF](#)

3D

Customer View Model

[ENG_CVM_CVM_280610-2_L_c-280610-2-l.2d_dxf.zip](#)

English

Customer View Model

[ENG_CVM_CVM_280610-2_L_c-280610-2-l.3d_igs.zip](#)

English

Customer View Model

[ENG_CVM_CVM_280610-2_L_c-280610-2-l.3d_stp.zip](#)

English

By downloading the CAD file I accept and agree to the [Terms and Conditions](#) of use.

Product Environmental Compliance

[Product Compliance](#)

English

[Product Compliance](#)

English

Agency Approvals

[UL Report](#)

English