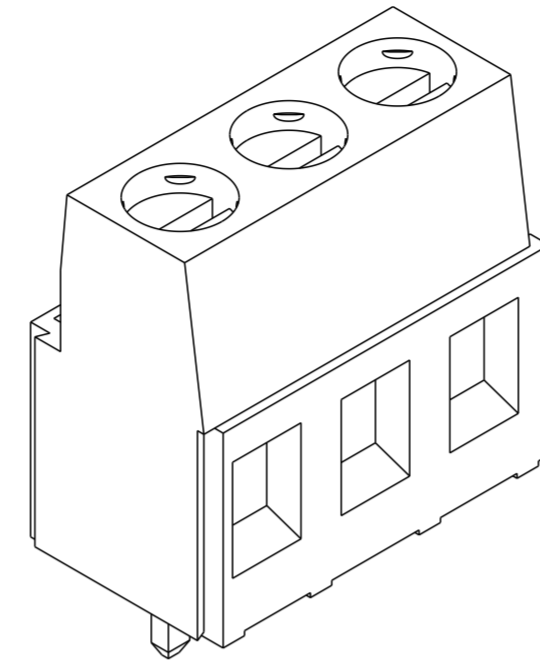


P	LTR	DESCRIPTION	DATE	DWN	APVD
	H7	PART OBSOLETE	29AUG2020	DV	PS

TEST FACILITY

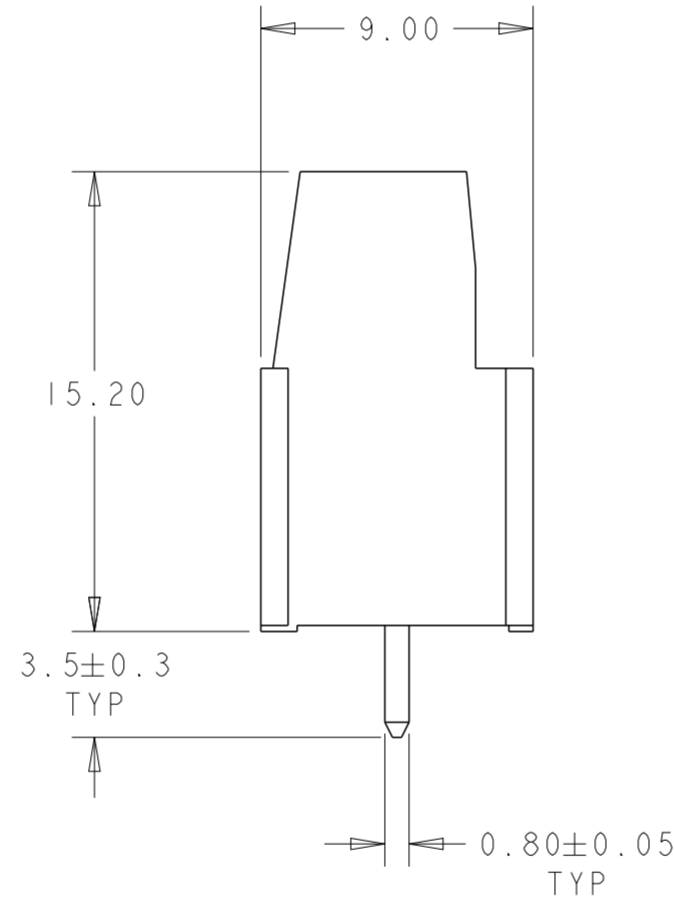

INTERLOCKING FEATURE



CLAMPING SCREW

0.50±0.05
TYP

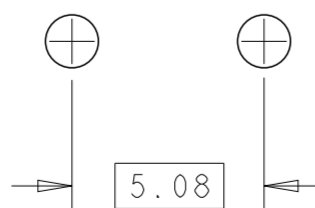
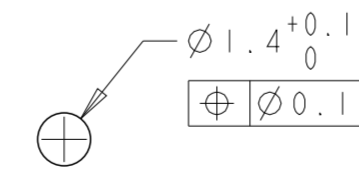
282841-3 AS SHOWN
PRELIMINARY



2.54 REF

1.0±0.1
TYP

5.08±0.05
TYP



RECOMMENDED PC BOARD LAYOUT
SCALE 5:1

DETAIL B	DETAIL C		SEE SHEET 2	GREEN	15.24	3	4-282841-0
		-	-	GREEN	25.40	5	3-282841-9
		-	-	GREEN	20.32	4	3-282841-8
		STAINLESS STEEL	-	GREEN	40.64	8	3-282841-7
		STAINLESS STEEL	-	GREEN	20.32	4	3-282841-6
		STAINLESS STEEL	-	GREEN	15.24	3	3-282841-5
		STAINLESS STEEL	-	GREEN	10.16	2	3-282841-4
			SEE SHEET 2	GREEN	45.72	9	3-282841-3
			SEE SHEET 2	GREEN	66.04	13	3-282841-2
			SEE SHEET 2	GREEN	20.32	4	3-282841-1
			SEE SHEET 2	GREEN	60.96	12	3-282841-0
			-	BLACK	127.0	25	2-282841-9
			-	GREEN	127.0	25	2-282841-8
			-	GREEN	121.92	24	2-282841-7
			-	GREEN	116.84	23	2-282841-6
			-	GREEN	111.76	22	2-282841-5
			-	GREEN	106.68	21	2-282841-4
			-	GREEN	101.60	20	2-282841-3
			-	GREEN	96.52	19	2-282841-2
			-	GREEN	91.44	18	2-282841-1
			-	GREEN	86.36	17	2-282841-0
			-	GREEN	81.28	16	1-282841-9
			-	GREEN	76.20	15	1-282841-8
			-	GREEN	71.12	14	1-282841-7
			-	GREEN	66.04	13	1-282841-6
			SEE SHEET 2	GREEN	40.64	8	1-282841-5
			SEE SHEET 2	GREEN	35.56	7	1-282841-4
			-	BLACK	35.56	7	1-282841-3
			-	GREEN	60.96	12	1-282841-2
			-	GREEN	55.88	11	1-282841-1
			-	GREEN	50.80	10	1-282841-0
			-	GREEN	45.72	9	282841-9
			-	GREEN	40.64	8	282841-8
			-	GREEN	35.56	7	282841-7
			-	GREEN	30.48	6	282841-6
			-	GREEN	25.40	5	282841-5
			-	GREEN	20.32	4	282841-4
			-	GREEN	15.24	3	282841-3
			-	GREEN	10.16	2	282841-2
		CLAMPING SCREW	MARKING	COLOR	A	NO OF POSN	PART NUMBER

THIS DRAWING IS A CONTROLLED DOCUMENT.

DWN S. WELDON 26 JAN 2001
CHK D. BIEVENOUR 26 JAN 2001
APVD D. BIEVENOUR 26 JAN 2001

STE TE Connectivity

NAME: TERMINAL BLOCK
PCB MOUNT
W/INTERLOCK, 5.08mm PITCH

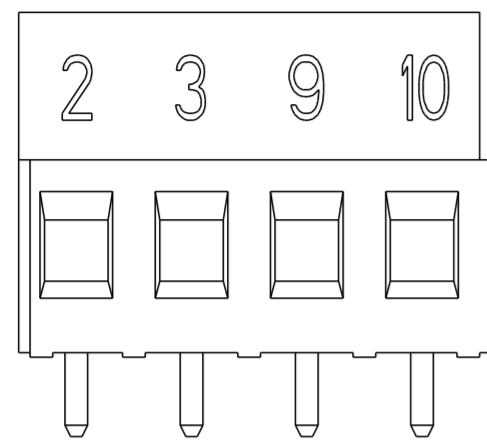
SIZE: A2 CAGE CODE: 00779 DRAWING NO: C-282841

MATERIAL: 1 FINISH: 1

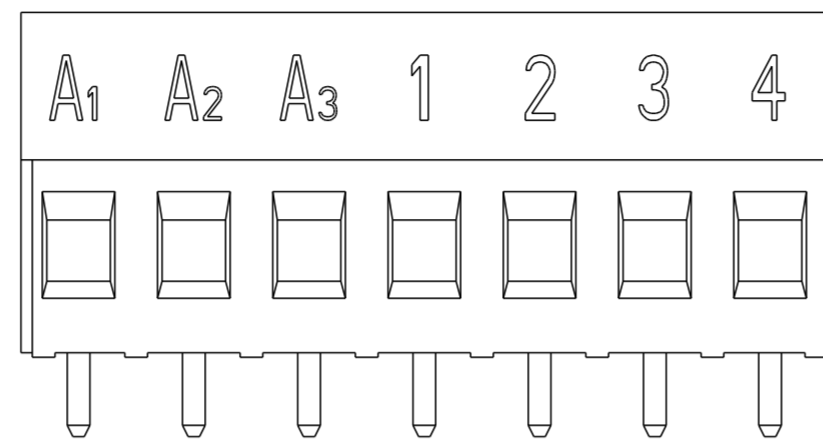
PRODUCT SPEC: - APPLICATION SPEC: - WEIGHT: -

CUSTOMER DRAWING SCALE: 5:1 SHEET: 1 OF 2 REV: H7

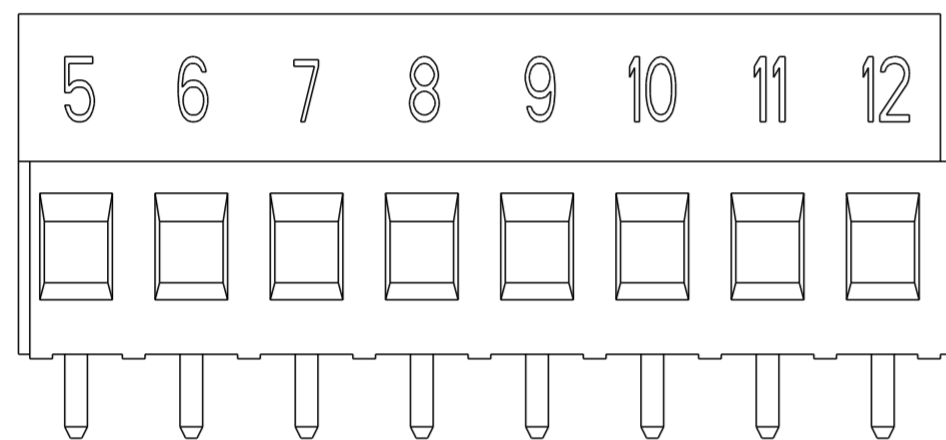
P	LTR	DESCRIPTION	DATE	DWN	APVD
-	-	SEE SHEET 1	-	-	-



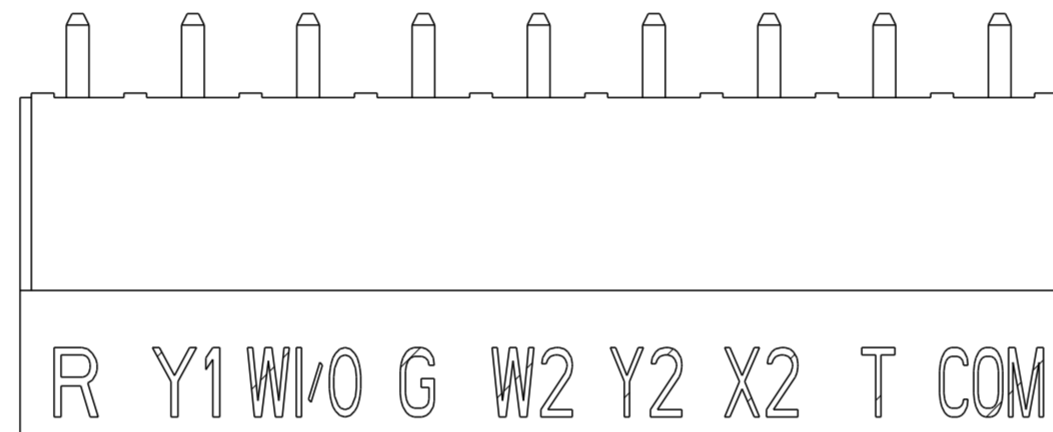
3-282841-1 AS SHOWN $\triangle 8$



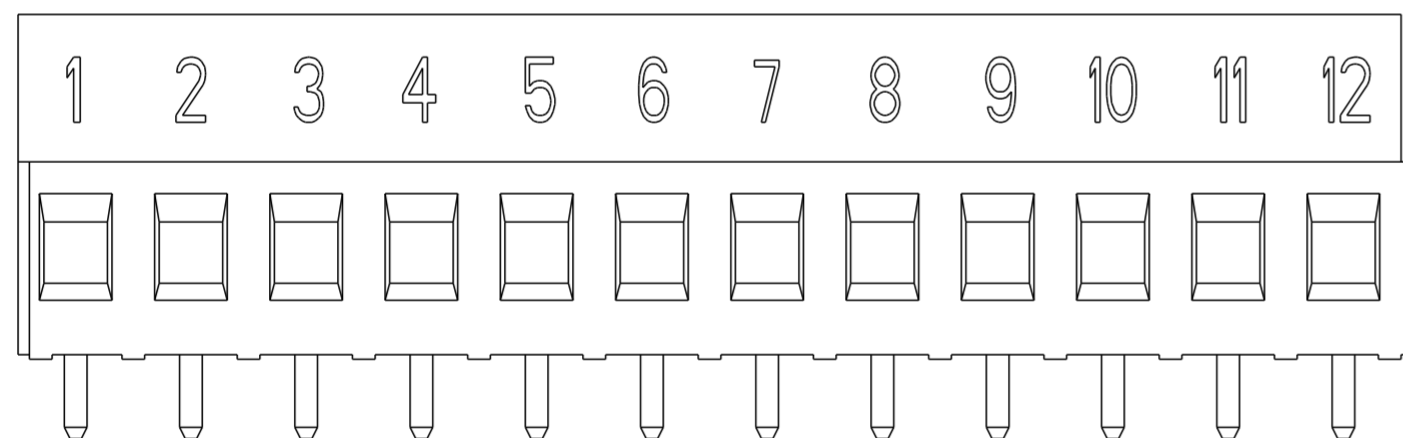
1-282841-4 AS SHOWN $\triangle 8$




1-282841-5 AS SHOWN $\triangle 8$



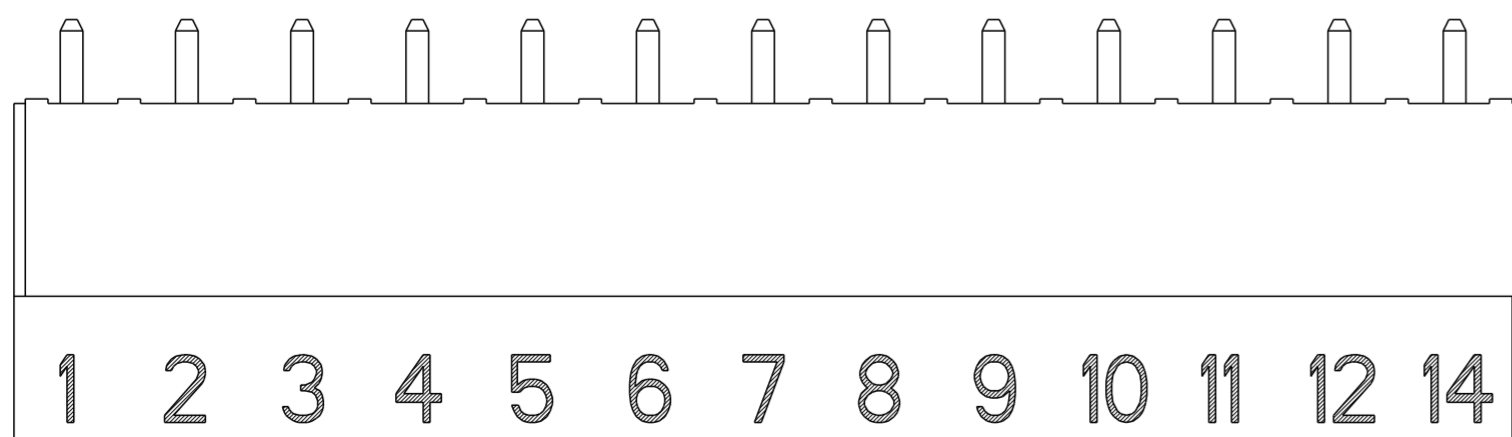
3-282841-3 AS SHOWN $\triangle 8$



3-282841-0 AS SHOWN $\triangle 8$



4-282841-0 AS SHOWN $\triangle 8$



3-282841-2 AS SHOWN $\triangle 8$

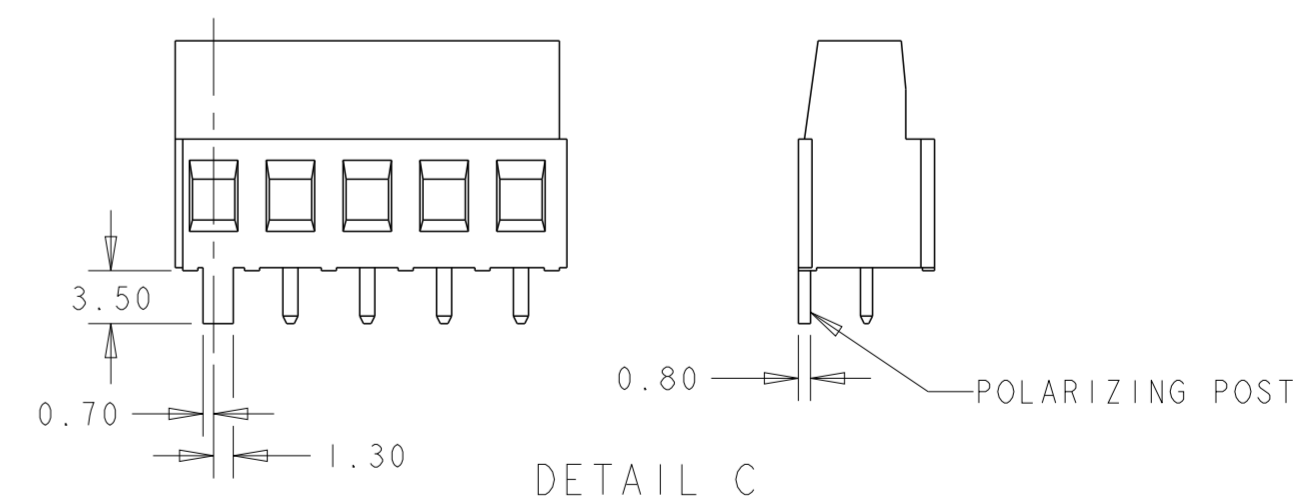
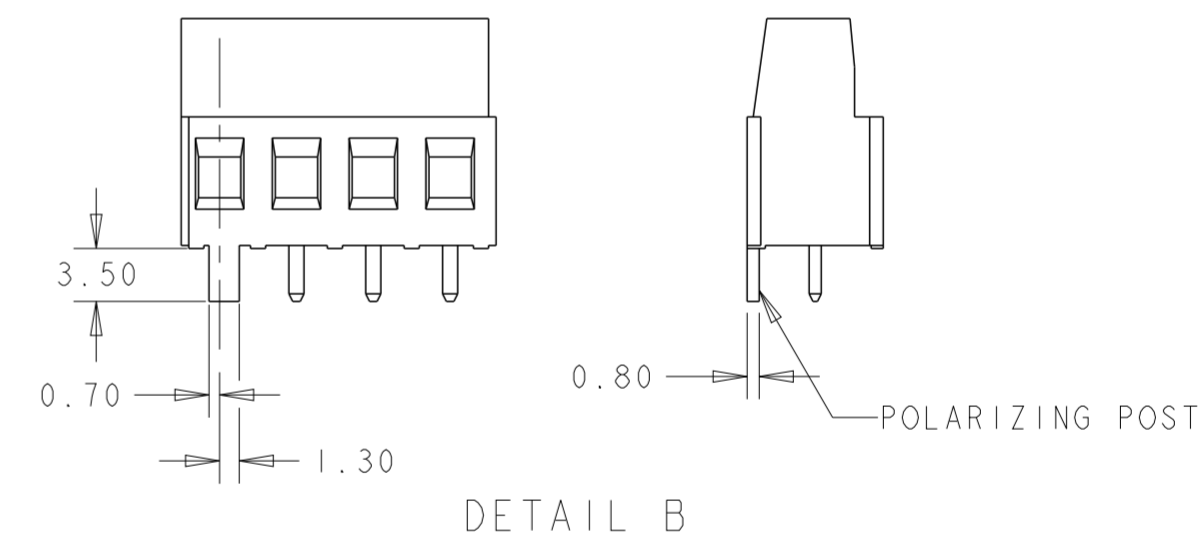
$\triangle 1$ MATERIALS AND FINISH:
 HOUSING: PA 6-6, UL 94-V0, COLOR: SEE TABLE.
 CLAMP: BRASS, NICKEL PLATED.
 TERMINAL: BRASS, TIN PLATED.
 CLAMPING SCREW: M3, BRASS, NICKEL PLATED.

- SUITABLE FOR 1,6-2,4mm. PCB THICKNESS.
- END-TO-END STACKABLE W/INTERLOCK WITHOUT LOSS OF CENTERLINE SPACING.
- WIRE SIZE RANGE: 12-30 AWG
- RECOGNIZED UNDER THE COMPONENT PROGRAM OF UNDERWRITERS LABORATORIES INC. FILE No E60677.
- IMQ CERTIFICATE WITH SURVEILLANCE IN CONFORMITY WITH IEC 998-1/998-2-1.

$\triangle 7$ NOT CUMULATIVE TOLERANCE.

$\triangle 8$ INK MARKING : BLACK COLOR.

- BUCHANAN LOGO TO APPEAR ON HOUSING, LOCATION OPTIONAL, WHERE SPACE PERMITS.



THIS DRAWING IS A CONTROLLED DOCUMENT.		DWN S. WELDON 26 JAN 2001	TE Connectivity															
DIMENSIONS: mm		CHK D. BIEVENOUR 26 JAN 2001																
TOLERANCES UNLESS OTHERWISE SPECIFIED:		APVD D. BIEVENOUR 26 JAN 2001	NAME TERMINAL BLOCK PCB MOUNT W/INTERLOCK, 5.08mm PITCH															
<table border="1"> <tr> <td>0 PLC</td> <td>±0</td> </tr> <tr> <td>1 PLC</td> <td>±0.3</td> </tr> <tr> <td>2 PLC</td> <td>±0.25</td> </tr> <tr> <td>3 PLC</td> <td>±0</td> </tr> <tr> <td>4 PLC</td> <td>±0</td> </tr> <tr> <td>ANGLES</td> <td>±2°</td> </tr> <tr> <td>FINISH</td> <td></td> </tr> </table>		0 PLC	±0	1 PLC	±0.3	2 PLC	±0.25	3 PLC	±0	4 PLC	±0	ANGLES	±2°	FINISH		PRODUCT SPEC -	SIZE A2	CAGE CODE 00779
0 PLC	±0																	
1 PLC	±0.3																	
2 PLC	±0.25																	
3 PLC	±0																	
4 PLC	±0																	
ANGLES	±2°																	
FINISH																		
MATERIAL $\triangle 1$		APPLICATION SPEC -	DRAWING NO C-282841	RESTRICTED TO														
		WEIGHT -	SCALE 9:1	SHEET 2 OF 2														
		CUSTOMER DRAWING	REV H7															