

THIS DRAWING IS UNPUBLISHED. RELEASED FOR PUBLICATION
 © COPYRIGHT BY TYCO ELECTRONICS CORPORATION. ALL RIGHTS RESERVED.

LOC		DIST		REVISIONS			
P	LTR	DESCRIPTION	DATE	DWN	APVD		
GP	00	H2	REVISED PER ECO-07-008008	10APR07	JDP	CWR	

D

C

B

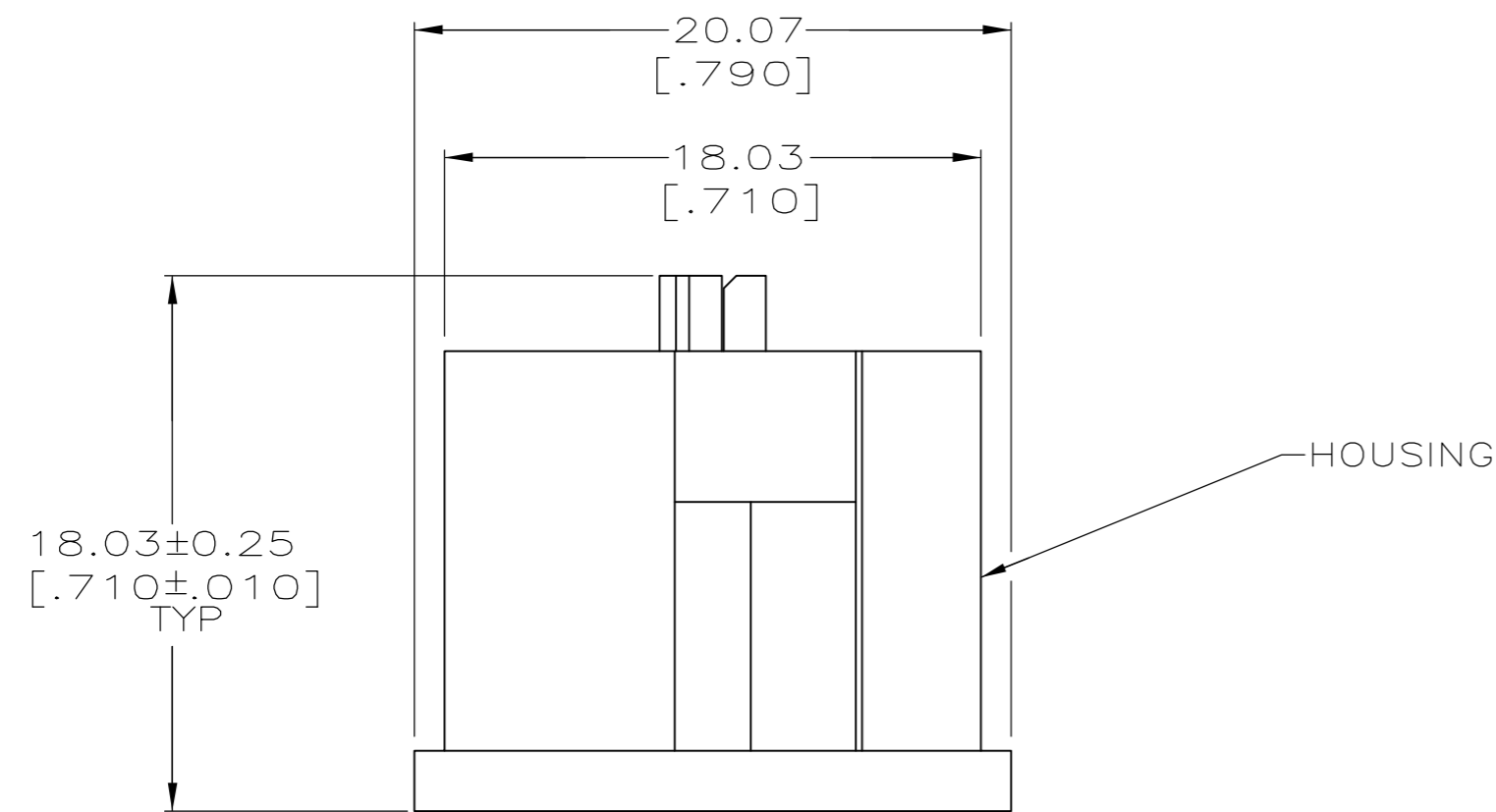
A

D

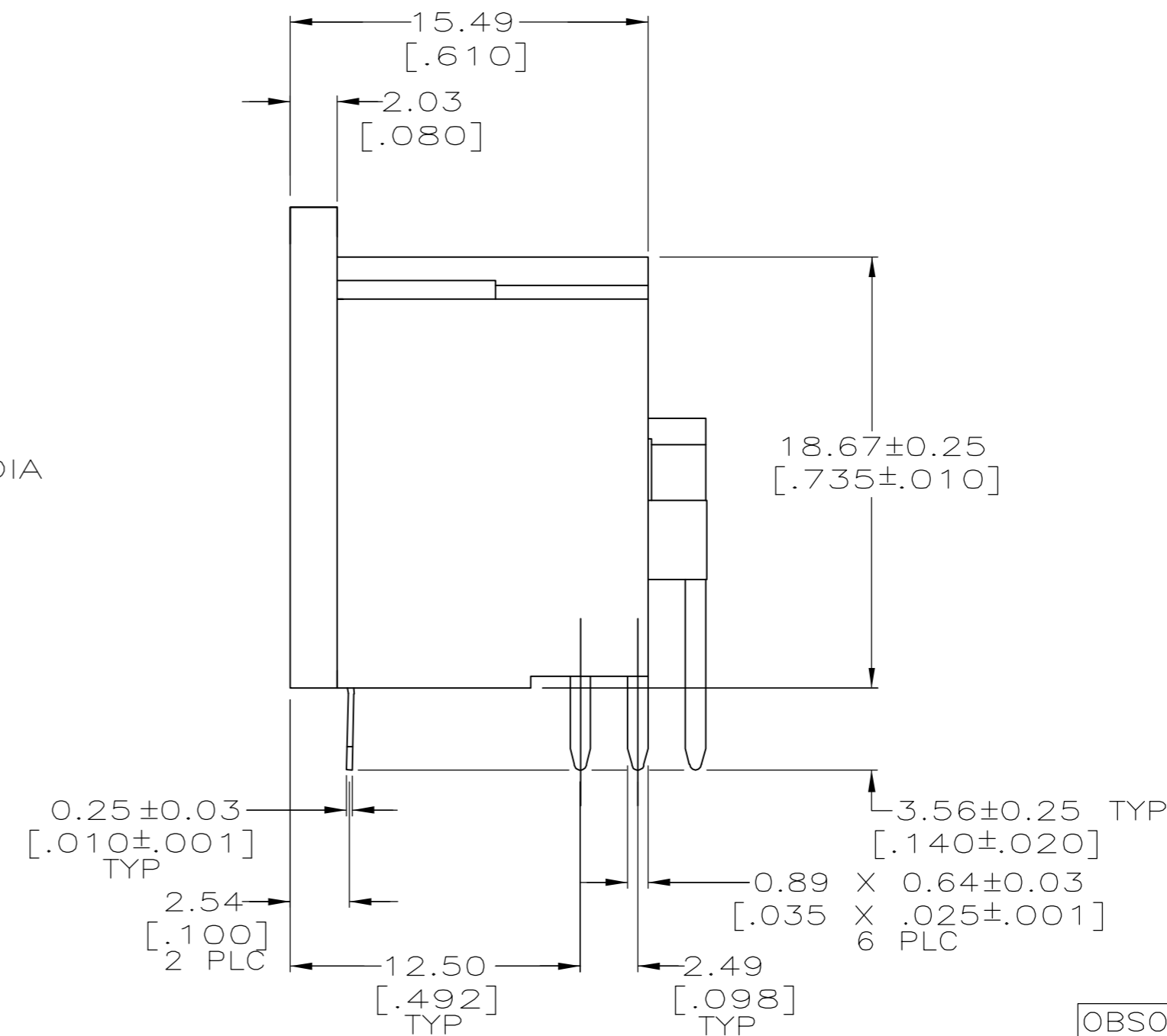
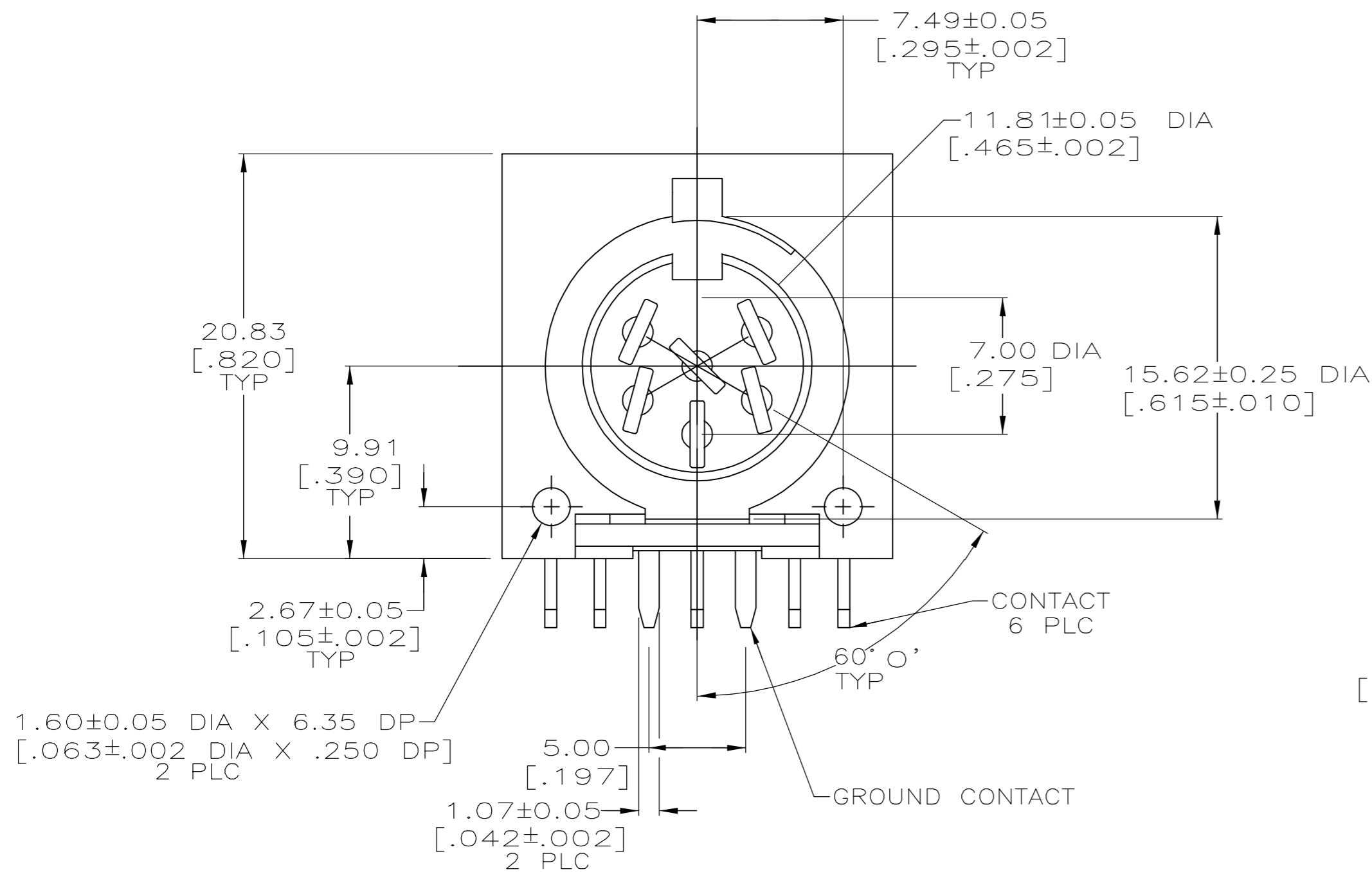
C

B

A



- ① NYLON, UL 94V-0 RATED, BLACK.
- ② 2.54µm [.000100] MIN TIN-LEAD OVER 1.27µm [.000050] MIN NICKEL.
- ③ TIN PLATING PER MIL-T-10727, NICKEL PLATING PER QQ-N-290.
- ④ ACCEPTS #2 SELF-TAPPING SCREW, .250 LONG REF.
- ⑤ MATES WITH 6 POSITION SHIELDED DIN PLUG 212437-4.
- ⑥ BRASS PER ASTM B36.
- ⑦ 2.54µm [.000100] MIN TIN OVER 1.27µm [.000050] MIN NICKEL.



OBsolete	⑦	9-211509-0
	②	211509-1
FINISH		PART NUMBER

THIS DRAWING IS A CONTROLLED DOCUMENT.		DWN	A.STAUB BG	8/12/91	Tyco Electronics Corporation Harrisburg, PA 17105-3608	
DIMENSIONS: mm [INCHES]		CHK	-	-	NAME	
TOLERANCES UNLESS OTHERWISE SPECIFIED:		APVD	-	-	PRODUCT SPEC	
0 PLC	± -	APPLICATION SPEC		108-10047		
1 PLC	± -	MATERIAL		114-40025		
2 PLC	± 0.13[.005]	FINISH		SEE TABLE		
3 PLC	± -	CUSTOMER DRAWING		SCALE 4:1		
4 PLC	± -	WEIGHT		-		
ANGLES	± -	SIZE		A2		
FINISH	SEE TABLE	CAGE CODE		00779		
		DRAWING NO		C=211509		
		RESTRICTED TO		-		
		SHEET		1 of 1		
		REV		H2		