

Approved	Checked	Designed	DEVELOPMENT SPECIFICATION					
<i>Miyoshi</i>	<i>K. Kubota</i>	<i>A. Nakano</i>	P N : LN1871SRTRP				19	4
T Y P E			Orange Light Emitting Diode					
APPLICATION			Indicators					
M A T E R I A L			GaAsP					
O U T L I N E			Attached					
CONNECTION			Attached					
A B S O L U T E M A X I M U M R A T I N G S			P	※IFP	IFDC	VR	Topr	Tstg
			30	50	10	3	-30~+85	-40~+100
			mW	mA	mA	V	°C	°C
C O N D I T I O N			Ta=25±3 °C					
Test Specification								
Item	Symbol	Condition	Typ	Limit		Unit		
				Min	Max			
Forward Voltage	VF	IF= 5 mA	1.8		2.4	V		
Reverse Leakage Current	IR	VR= 3 V			10	μA		
Luminous Intensity	IO	IF= 5 mA · DC	1.0	0.4		mcd		
Peak Emission Wavelength	λp	IF= 5 mA · DC	630			nm		
Spectral Line Half Width	Δλ	IF= 5 mA · DC	40			nm		
<p>※ · The Condition of IFP is duty 10 % , Pulse width 1 ms · Please contact the Panasonic local office if you design at low current (below 0.5 mA DC) or pulse current operation and have any questions.</p> <p>NOTE</p> <p>★1 Soldering conditions. Refer to Handling note.</p> <p>★2 Care should be taken that soldering is done within 3-days after opening the dry package and reel.</p> <p>★3 Package:Light red diffusion type.</p>								
Mar. 9.1995								

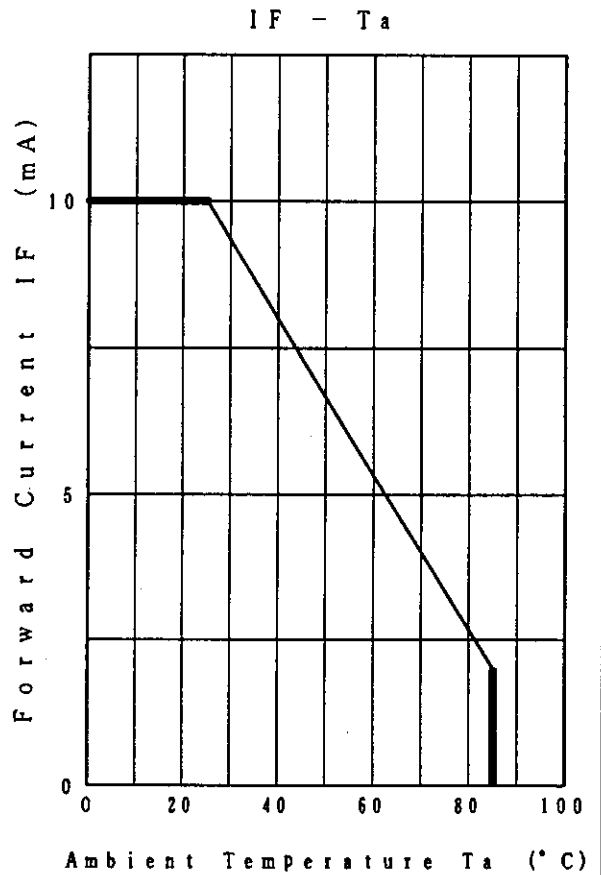
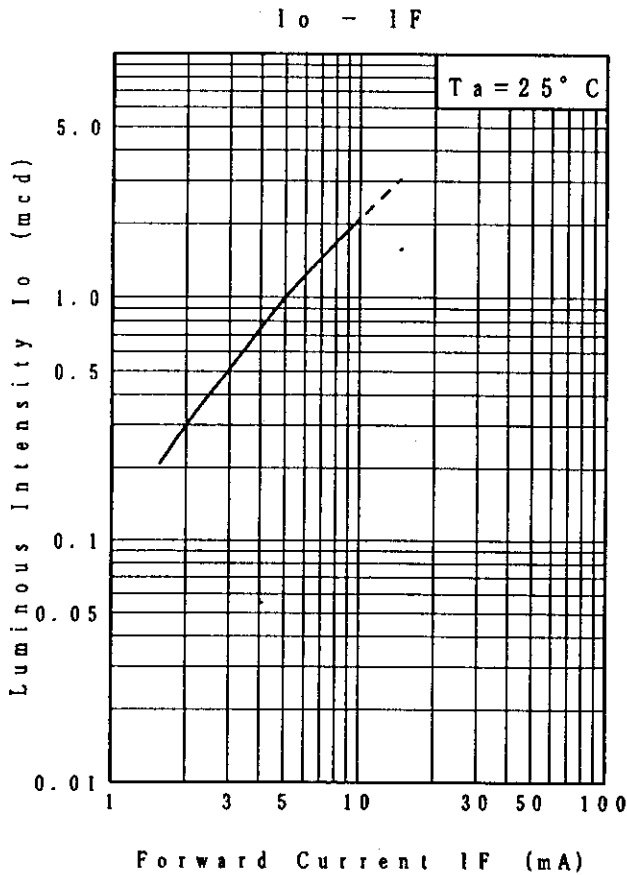
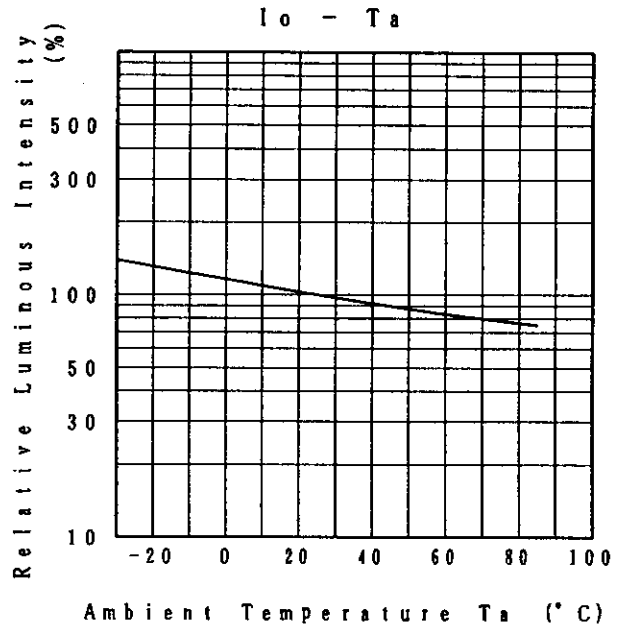
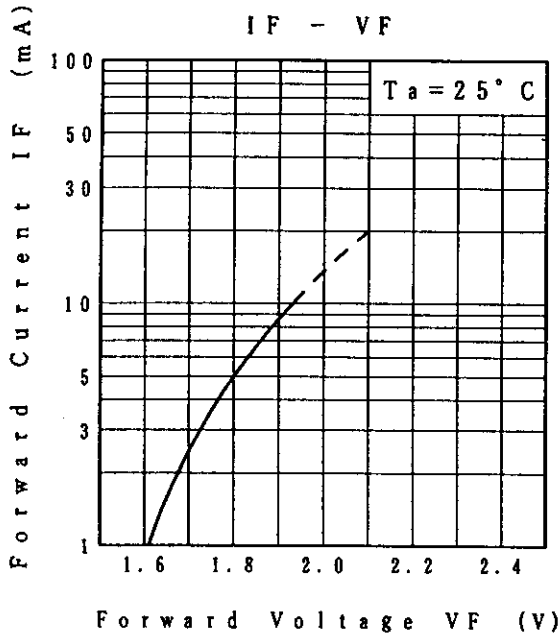
Approved <i>M. Yamashita</i>	Checked <i>K. Kikuchi</i>	Designed <i>M. Nakamura</i>
---------------------------------	------------------------------	--------------------------------

DEVELOPMENT SPECIFICATION

PN: LN1871SRTRP

19

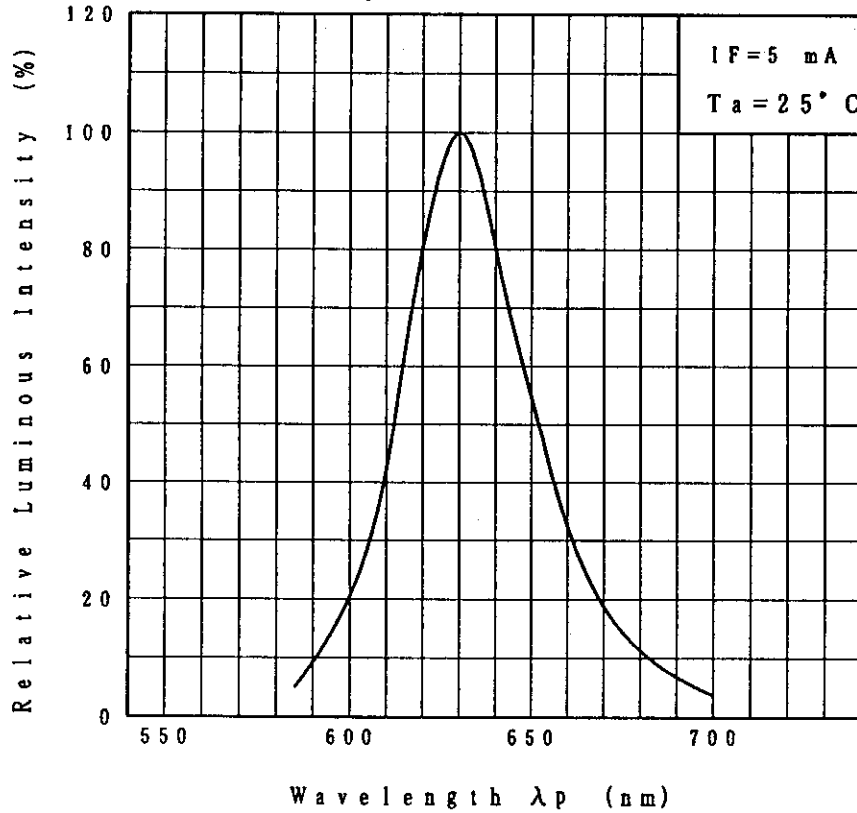
5



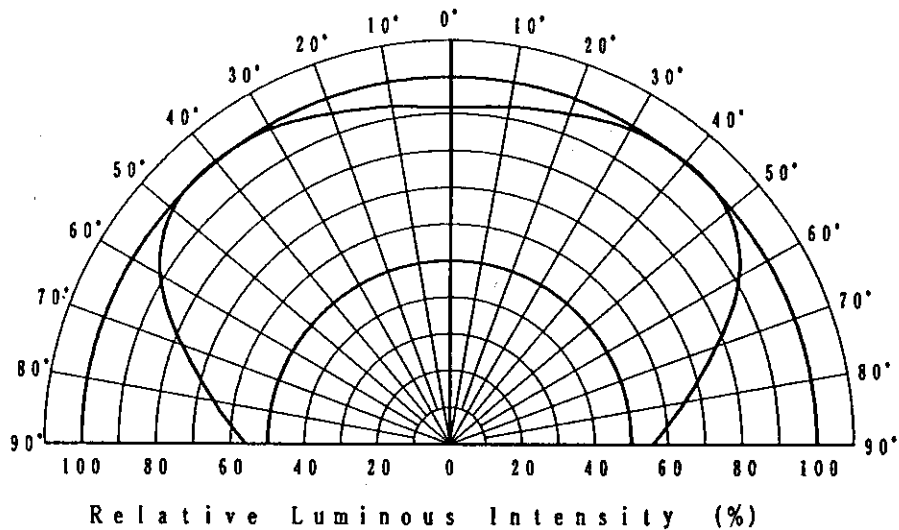
Mar. 9. 1995

Approved <i>M. Yamashita</i>	Checked <i>A. Kimura</i>	Designed <i>A. Nishikubo</i>	DEVELOPMENT SPECIFICATION		
PN: <u>LN1871SRTRP</u>			19	.	6

Relative Luminous Intensity
Wavelength Characteristics



Directive Characteristics



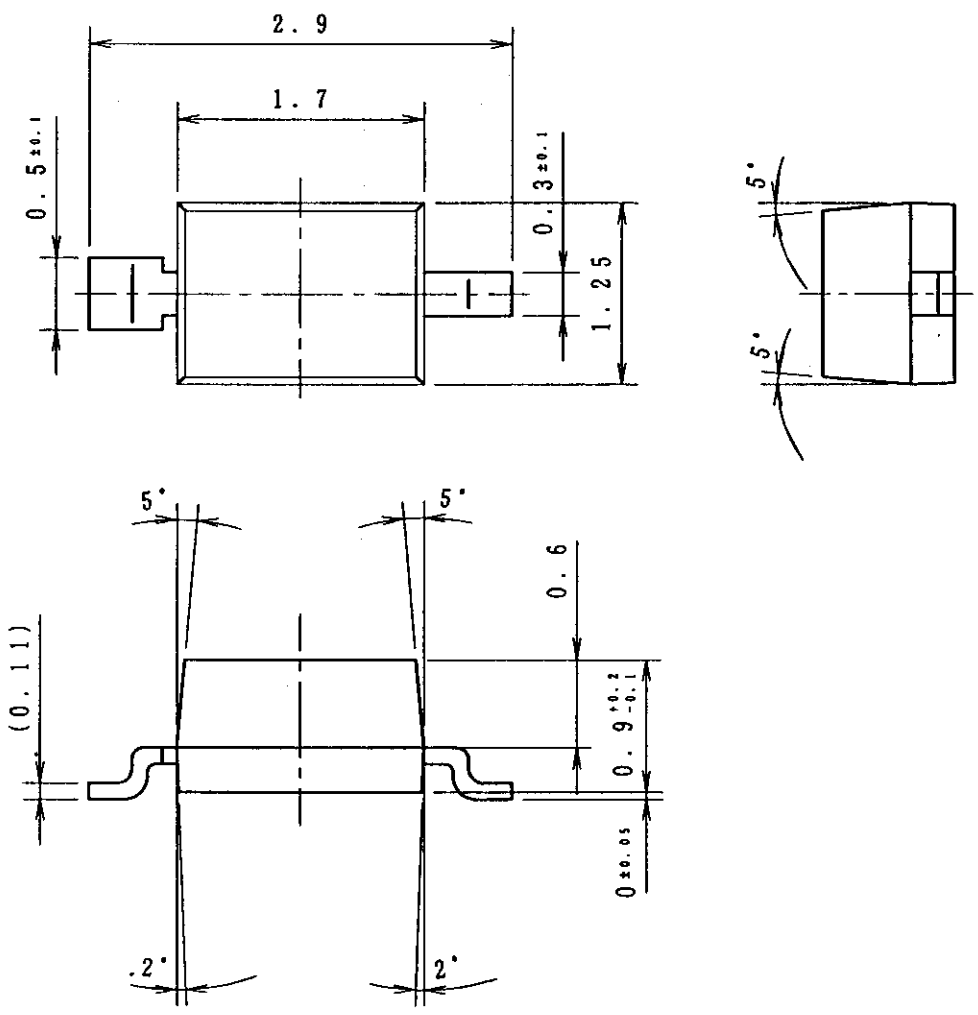
Mar. 9. 1995		
--------------	--	--

Approved <i>M. Yamashita</i>	Checked <i>K. Kikita</i>	Designed <i>S. Hatanaka</i>
---------------------------------	-----------------------------	--------------------------------

DEVELOPMENT SPECIFICATION

PN: LN1871SRTRP

19		7
----	--	---



- (NOTE)
1. Unit: mm
 2. Tolerance unless specified is ±0.2.
 3. Measurement of the package doesn't include gate projection.
 4. Corner of the package is R 0.2max.
 5. Projection's tolerance of the package is 0.2max.