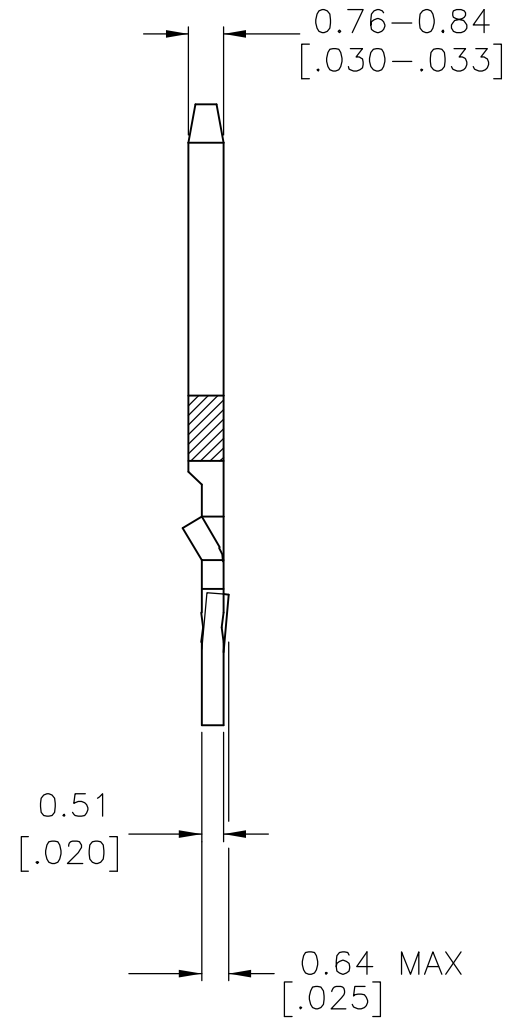
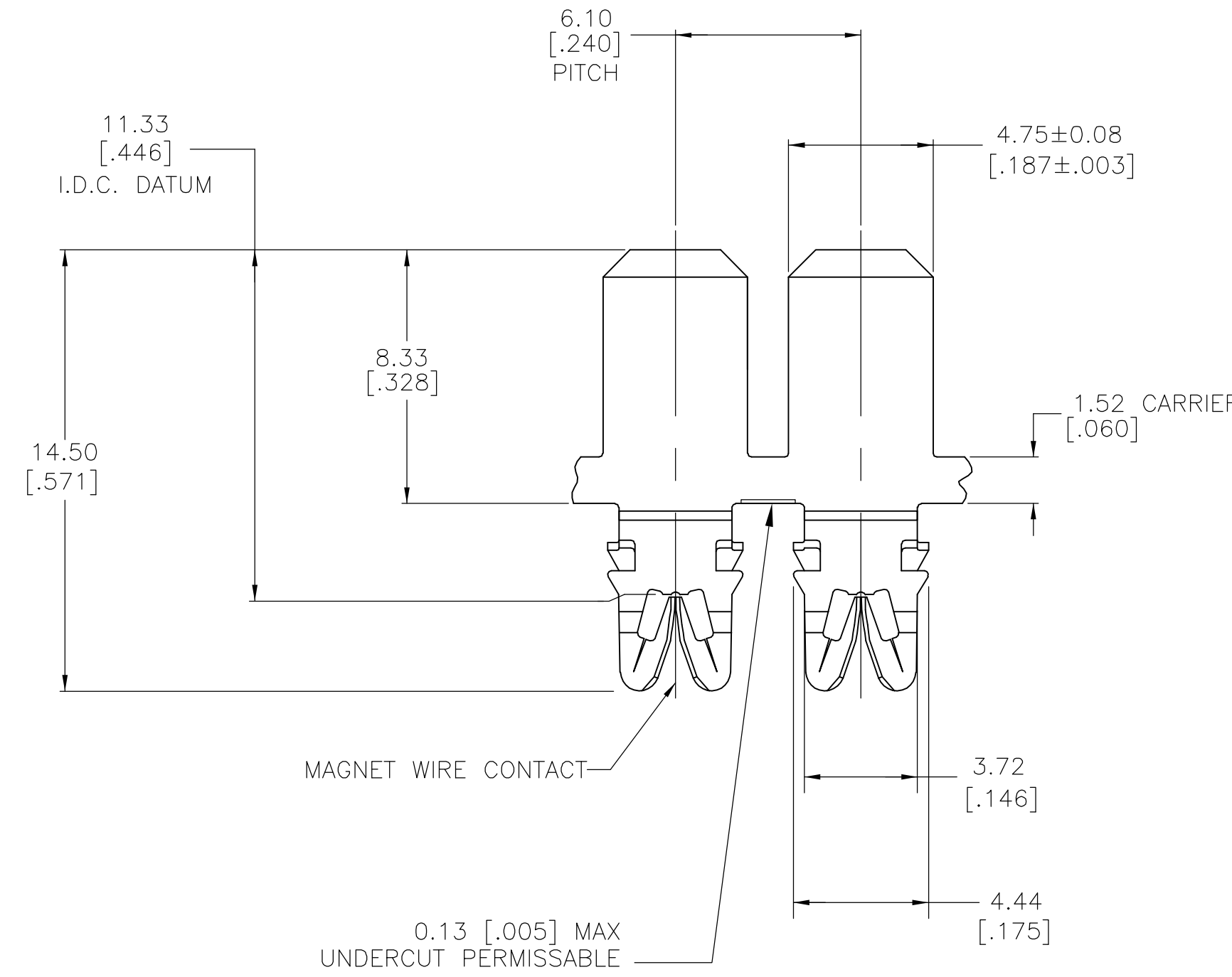
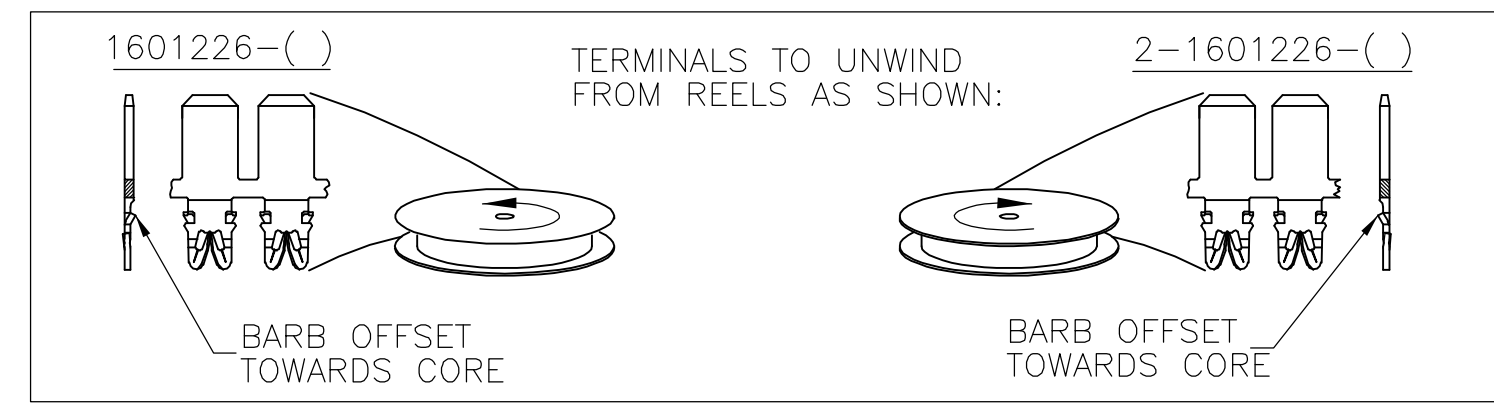
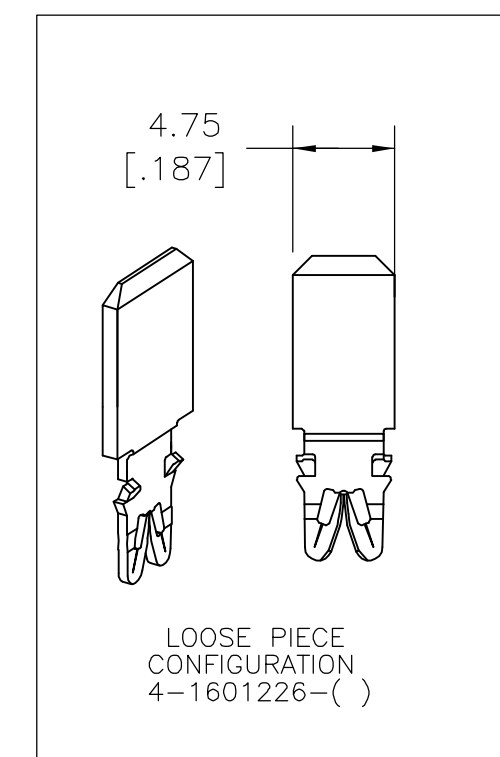


LOC	DIST	REVISIONS			
P	LTR	DESCRIPTION	DATE	DWN	APVD
AF	50	A1	REVISED PER ECR-07-006637	26MAR07	HMR GJ



- 1 SPECIFICATIONS:
MAGNET WIRE #18 - #34 AWG,
.006"(0.16MM)-.040"(1.02MM) DIA COPPER.
OTHER SIZES MAY BE ACCOMMODATED,
CONSULT TYCO ELECTRONICS FOR APPROVAL.
- 2 POCKET RECOMMENDATION: 1601434.
- 3 TERMINAL APPLICATION TO COMPLY WITH
TYCO ELECTRONICS SPECIFICATION 114-13166
FIGURE 14.
- 4 NOTE: TERMINALS SUPPLIED ON REELS.
- 5 PRELIMINARY - NOT FOR PRODUCTION.



POST SILVER OVER NICKEL	5 1601226-2
UNPLATED	1601226-1
FINISH	PART NUMBER

THIS DRAWING IS A CONTROLLED DOCUMENT.		DWN M.S. FEHER 10APR2006	Tyco Electronics Corporation Harrisburg, PA 17105-3608	
DIMENSIONS: mm [INCHES]		CHK G. JACONO 10APR2006	NAME	
TOLERANCES UNLESS OTHERWISE SPECIFIED:		APVD G. JACONO 10APR2006	PRODUCT SPEC	
0 PLC ± -	1 PLC ± 0.25[.01]	108-2293		STD. RANGE WIRE TO .187 X .032 TAB HIGH TEMP SIAMEZE TERMINAL
2 PLC ± 0.13[.005]	3 PLC ± -	APPLICATION SPEC		SIZE CAGE CODE DRAWING NO RESTRICTED TO
4 PLC ± -	ANGLES ± ± 2'	3		A2 00779 G-1601226
MATERIAL EX HARD CU ALLOY	FINISH SEE TABLE	WEIGHT -	SCALE 6:1 SHEET 1 of 1 REV A1	
CUSTOMER DRAWING				