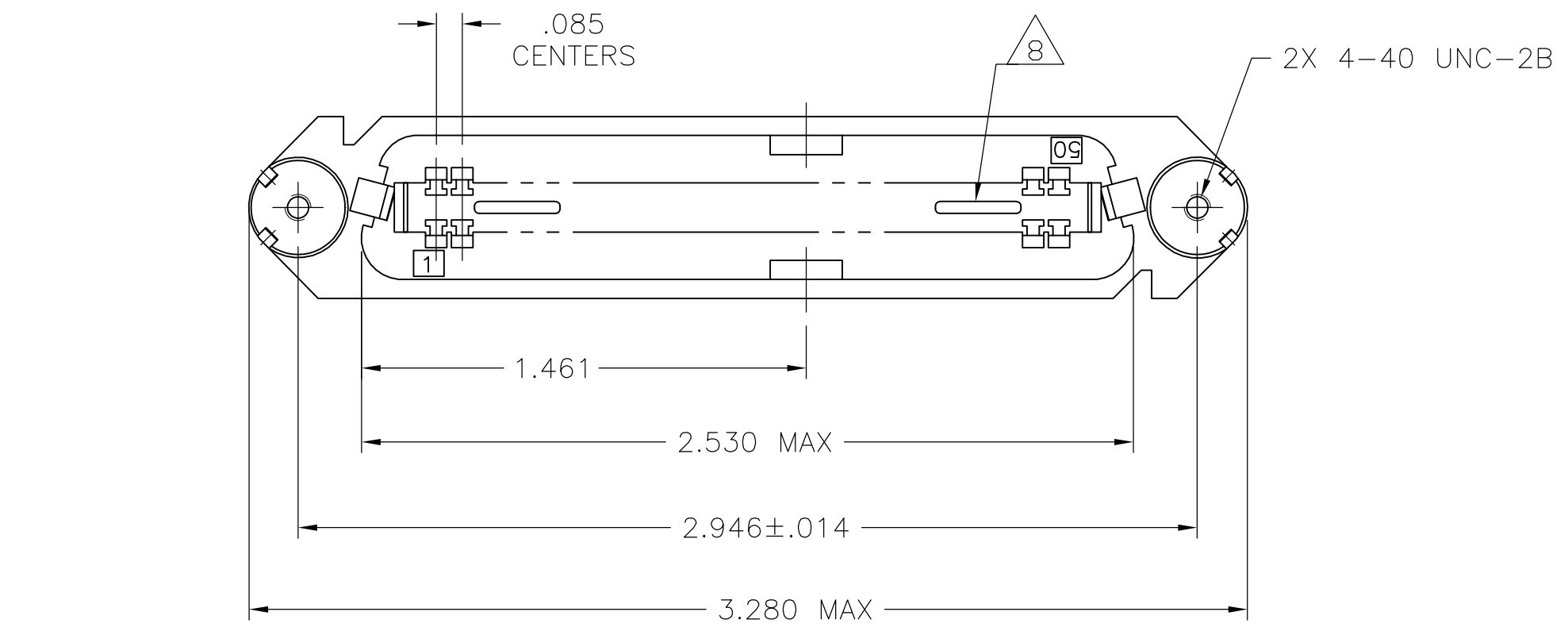
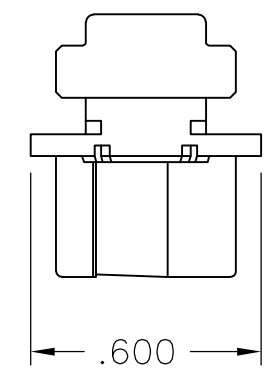
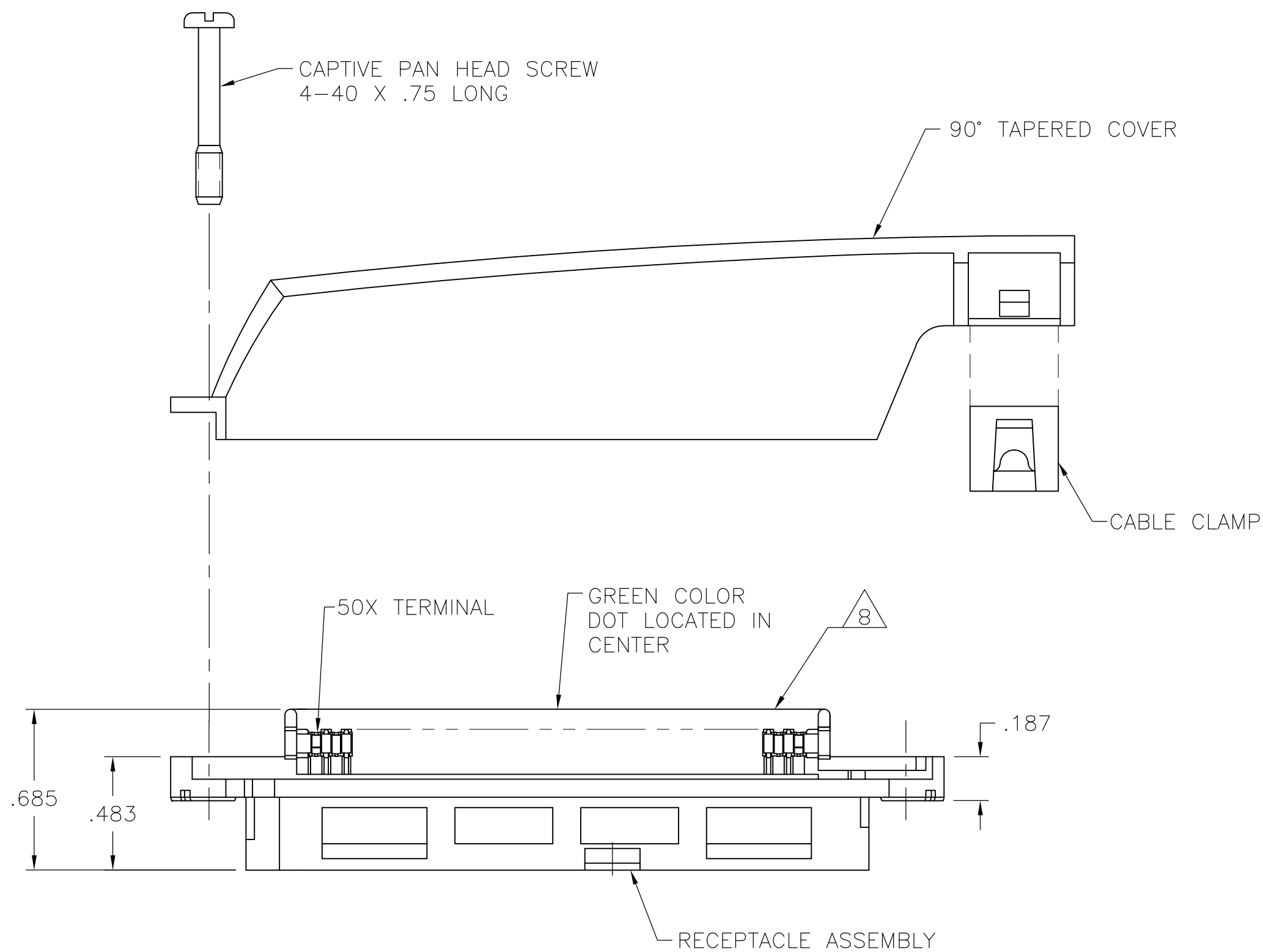


THIS DRAWING IS UNPUBLISHED. RELEASED FOR PUBLICATION
 © COPYRIGHT BY TYCO ELECTRONICS CORPORATION. ALL RIGHTS RESERVED.

| LOC | DIST | REVISIONS | | | |
|-----|------|-------------|---------------------------|---------|-------|
| P | LTR | DESCRIPTION | DATE | DWN | APVD |
| GP | 00 | B | REVISED PER ECO-08-007327 | 02OCT08 | BM WM |



1. THE CONTACT SURFACES OF THE TERMINALS ARE COATED WITH LUBRICANT.
2. ALL DIMENSIONS ARE SHOWN FOR REFERENCE ONLY UNLESS OTHERWISE SPECIFIED.
3. MATERIAL:
HOUSING, COVER, AND CABLE CLAMP: THERMOPLASTIC.
TERMINALS: PHOS BRONZE.
HARDWARE: STEEL.
4. FINISH:
TERMINALS: .000030 MIN GOLD OR, GOLD FLASH OVER PALLADIUM NICKEL PLATE, .000030 MIN TOTAL ON MATING SUFACE. .000050 MIN NICKEL UNDERPLATE OVER ENTIRE TERMINAL.
HARDWARE: ZINC PLATED.
5. COVER AND HARDWARE SHIPPED UNNASSEMBLED.
6. WIRE SIZE: 22 AWG SOLID OR 22 AWG, 7 STRANDS OF COPPER CONDUCTORS. MAXIMUM INSULATION DIAMETER OF .045 IS ACCEPTABLE FOR MOST APPLICATIONS.
7. KIT SHIPPED IN POLY BAG FORM.
8. CORING MAY OR MAY NOT APPEAR AND IS AT THE DISCRETION OF TYCO ENGINEERING.

| | | |
|--------------|-------|-------------|
| .550 .500 | BLACK | 5552383-1 |
| CABLE RANGE | COLOR | PART NUMBER |

| | | | | |
|--|--|---------------------------|---|--|
| THIS DRAWING IS A CONTROLLED DOCUMENT. | | DWN B. MCMASTER 30SEP05 | Tyco Electronics Corporation Harrisburg, PA 17105-3608 | |
| DIMENSIONS: INCHES | | CHK W. MILLHIMES 30SEP05 | | |
| TOLERANCES UNLESS OTHERWISE SPECIFIED: | | APVD W. MILLHIMES 30SEP05 | NAME | |
| 0 PLC ± - | | PRODUCT SPEC | RECEPTACLE KIT, 50 POSITION, C-SLOT, SCREW LOCK WITH TAPERED COVER, CHAMP-LOK | |
| 1 PLC ± - | | APPLICATION SPEC | SIZE CAGE CODE DRAWING NO RESTRICTED TO | |
| 2 PLC ± - | | WEIGHT | A2 00779 C=5552383 | |
| 3 PLC ± - | | CUSTOMER DRAWING | SCALE 2:1 SHEET 1 of 1 REV B | |
| 4 PLC ± - | | | | |
| ANGLES ± - | | | | |
| FINISH | | | | |

5552383