

FRONT 2,5-H/SA 5-EX


Order No.: 1701159



<http://eshop.phoenixcontact.de/phoenix/treeViewClick.do?UID=1701159>

PC terminal block, Nominal current: 24 A, Nom. voltage: 250 V, Pitch: 5 mm, Number of positions: 1, Type of connection: Screw connection, Mounting: Soldering, Conductor/PCB connection direction: 0 °, Color: green, The article can be aligned to create different nos. of positions!

Commercial data

| | |
|--------------------------|--|
| GTIN (EAN) |  4 017918 022990 |
| sales group | E053 |
| Pack | 50 pcs. |
| Customs tariff | 85369010 |
| Catalog page information | Page 124 (CC-2009) |

Product notes

WEEE/RoHS-compliant since:
04/27/2005



<http://www.download.phoenixcontact.com>
Please note that the data given here has been taken from the online catalog. For comprehensive information and data, please refer to the user documentation. The General Terms and Conditions of Use apply to Internet downloads.

Technical data

Dimensions / positions

| | |
|---------------------|---------|
| Length | 19.5 mm |
| Pitch | 5 mm |
| Number of positions | 1 |

| | |
|------------------------|--------------|
| Pin dimensions | 0,8 x 0,8 mm |
| Pin spacing | 5 mm |
| Hole diameter | 1.2 mm |
| Screw thread | M2,5 |
| Tightening torque, min | 0.4 Nm |
| Tightening torque max | 0.5 Nm |

Technical data

| | |
|------------------------------------|---|
| Range of articles | FRONT 2,5-H-EX |
| Insulating material group | I |
| Rated surge voltage (III/3) | 4 kV |
| Rated surge voltage (III/2) | 4 kV |
| Rated surge voltage (II/2) | 4 kV |
| Rated voltage (III/3) | 250 V |
| Rated voltage (III/2) | 320 V |
| Rated voltage (II/2) | 630 V |
| Connection in acc. with standard | EN-VDE |
| Nominal current I_N | 24 A |
| Nominal cross section | 2.5 mm ² |
| Maximum load current | 17.5 A (with 2.5 mm ² conductor cross section) |
| Insulating material | PA |
| Inflammability class acc. to UL 94 | V0 |
| Internal cylindrical gage | A3 |
| Stripping length | 9 mm |

Connection data

| | |
|--|----------------------|
| Conductor cross section solid min. | 0.2 mm ² |
| Conductor cross section solid max. | 2.5 mm ² |
| Conductor cross section stranded min. | 0.2 mm ² |
| Conductor cross section stranded max. | 2.5 mm ² |
| Conductor cross section stranded, with ferrule without plastic sleeve min. | 0.25 mm ² |
| Conductor cross section stranded, with ferrule without plastic sleeve max. | 1.5 mm ² |
| Conductor cross section stranded, with ferrule with plastic sleeve min. | 0.25 mm ² |
| Conductor cross section stranded, with ferrule with plastic sleeve max. | 1.5 mm ² |

| | |
|---|----------------------|
| Conductor cross section AWG/kcmil min. | 24 |
| Conductor cross section AWG/kcmil max | 14 |
| 2 conductors with same cross section, solid min. | 0.2 mm ² |
| 2 conductors with same cross section, solid max. | 0.75 mm ² |
| 2 conductors with same cross section, stranded min. | 0.2 mm ² |
| 2 conductors with same cross section, stranded max. | 0.75 mm ² |
| 2 conductors with same cross section, stranded, ferrules without plastic sleeve, min. | 0.25 mm ² |
| 2 conductors with same cross section, stranded, ferrules without plastic sleeve, max. | 0.34 mm ² |

Certificates / Approvals



| | |
|-------------------|----------------|
| Certification | GOST |
| Certification Ex: | IECEX, KEMA-EX |

Accessories

| Item | Designation | Description |
|-----------------|-----------------------|---|
| Assembly | | |
| 1700024 | D-FRONT 2,5-H-O.Z. | End cover, necessary at the end of a terminal row, 2.5 mm thick, color: green |
| 1701269 | RZ 2,5-FRONT 2,5 H-EX | Pitch spacer, only for Ex version, increases the pitch by 2.5 mm, interlocks with terminal block of the same shape, color: green |
| General | | |
| 1733169 | EBP 2- 5 | Insertion bridge, fully insulated, for plug connectors with 5.0 or 5.08 mm pitch, no. of positions: 2 |
| Marking | | |
| 0804183 | SK 5/3,8:FORTL.ZAHLEN | Marker card, printed horizontally, self-adhesive, 12 identical decades marked 1-10, 11-20 etc. up to 91-(99)100, sufficient for 120 terminal blocks |

Tools

| | | |
|---------|-------------|--|
| 1205053 | SZS 0,6X3,5 | Actuation tool, for ST terminal blocks, insulated, also suitable for use as a bladed screwdriver, size: 0.6 x 3.5 x 100 mm, 2-component grip, with non-slip grip |
|---------|-------------|--|

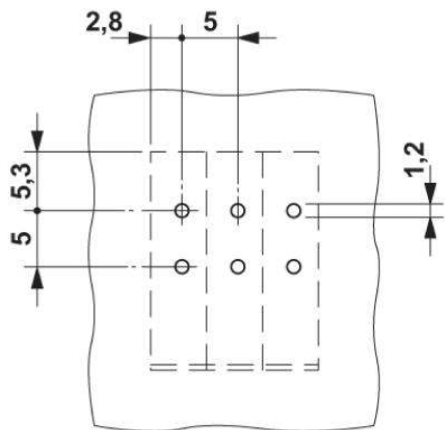
Additional products

| Item | Designation | Description |
|---------|--------------------|---|
| 1700024 | D-FRONT 2,5-H-O.Z. | End cover, necessary at the end of a terminal row, 2.5 mm thick, color: green |

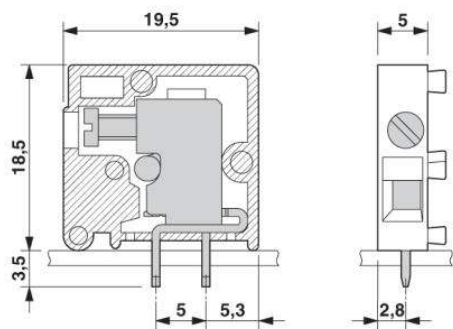
Assembly

Diagrams/Drawings

Drilling plan/solder pad geometry



Dimensioned drawing



Address

PHOENIX CONTACT Deutschland GmbH
Flachmarktstr. 8
32825 Blomberg, Germany
Phone +49 5235 3 12000
Fax +49 5235 3 41200
<http://www.phoenixcontact.de>



© 2011 Phoenix Contact
Technical modifications reserved;