

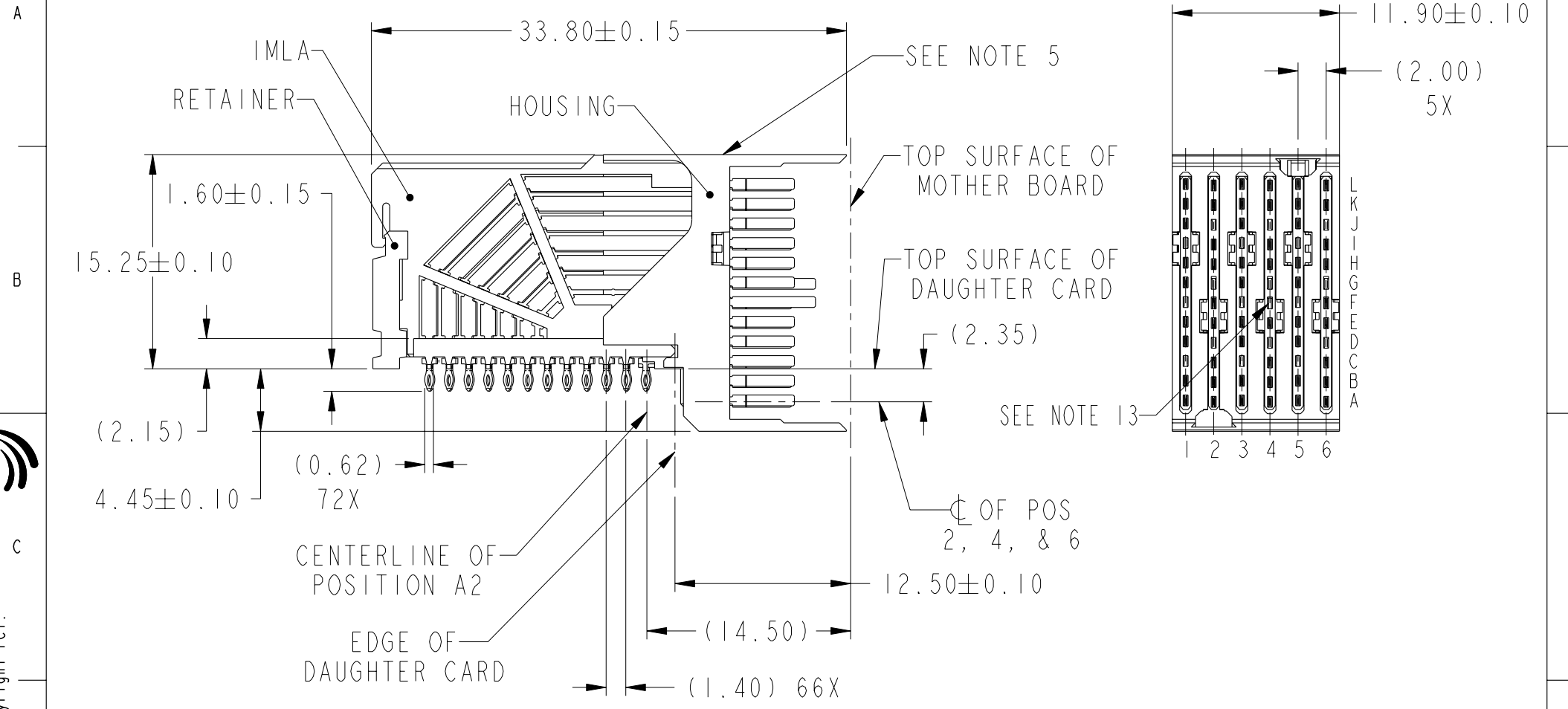
1

2

3

4

Product number
SEE TABLE, SHEET 5



Copyright FCI.

rev	ecn no	dr	date
A	S07-0103	LS	2007-04-05
B	S08-0251	CH	2008-07-31
-	-	-	-
-	-	-	-
-	-	-	-
-	-	-	-

www.fciconnect.com		surface - ASME Y14.5	tolerance std - ASME Y14.5	projection	MM
		TOLERANCES UNLESS OTHERWISE SPECIFIED			
Dr	T. HOUTZ	2005-06-24	ANGULAR	size A4	Scale 5:2
Eng	C. SHELLY	2005-06-24	LINEAR	ECN	***
Chr	C. H TAN	2008-07-31	0° ±°	Product family AirMax VS	Spec ref
Appr	JOEY NG	2008-07-31	0.X ±	Product family AirMax VS	Spec ref
		0.XX ±	0.XXX ±	Product family AirMax VS	Spec ref
		AirMax VS R/A HEADER ASSY		dwg no 10052824	Rev. B
		PRESS-FIT, 72 POS, 12MM		CUSTOMER	sheet 1 of 5
		catalog no			

REV F - 2006-04-17

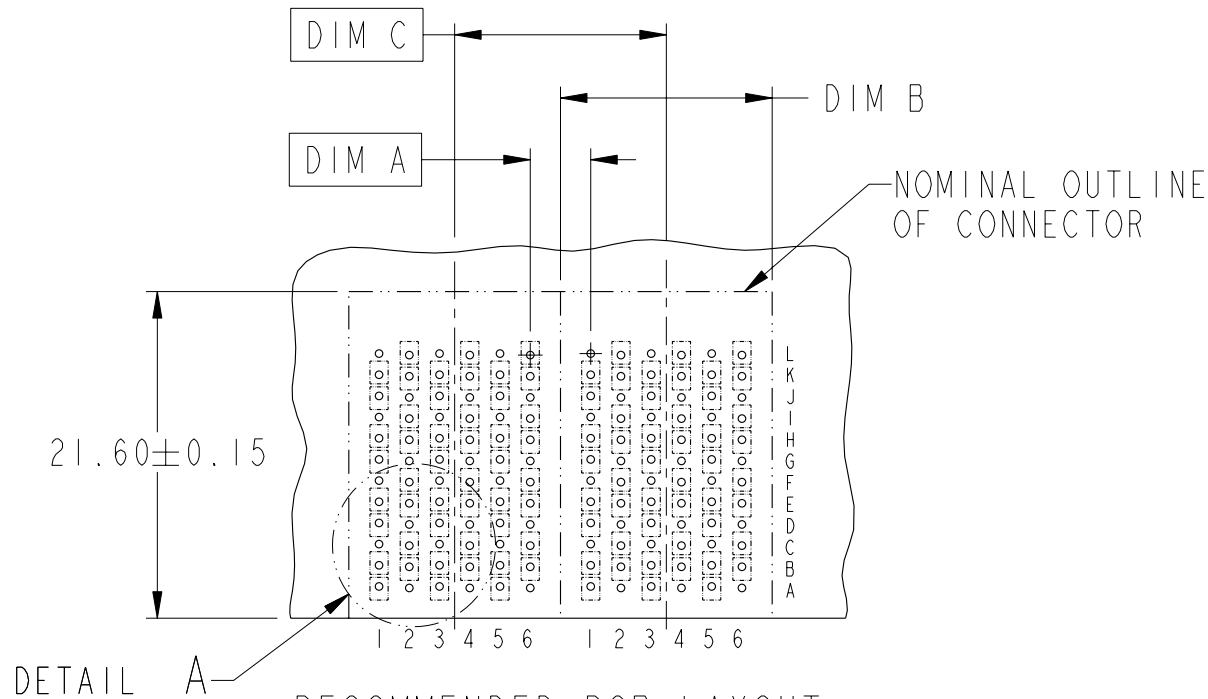
2

PDM: Rev:B

STATUS: Released

Printed: Dec 01, 2010

DESCRIPTION	DIM A	DIM B	DIM C
2-12MM MODULES PLACED END-TO-END	2.00	11.90 2X	12.00
1-12MM MODULE & 1-14MM MODULE PLACED END-TO-END	3.00	11.90 1X & 13.90 1X	13.00

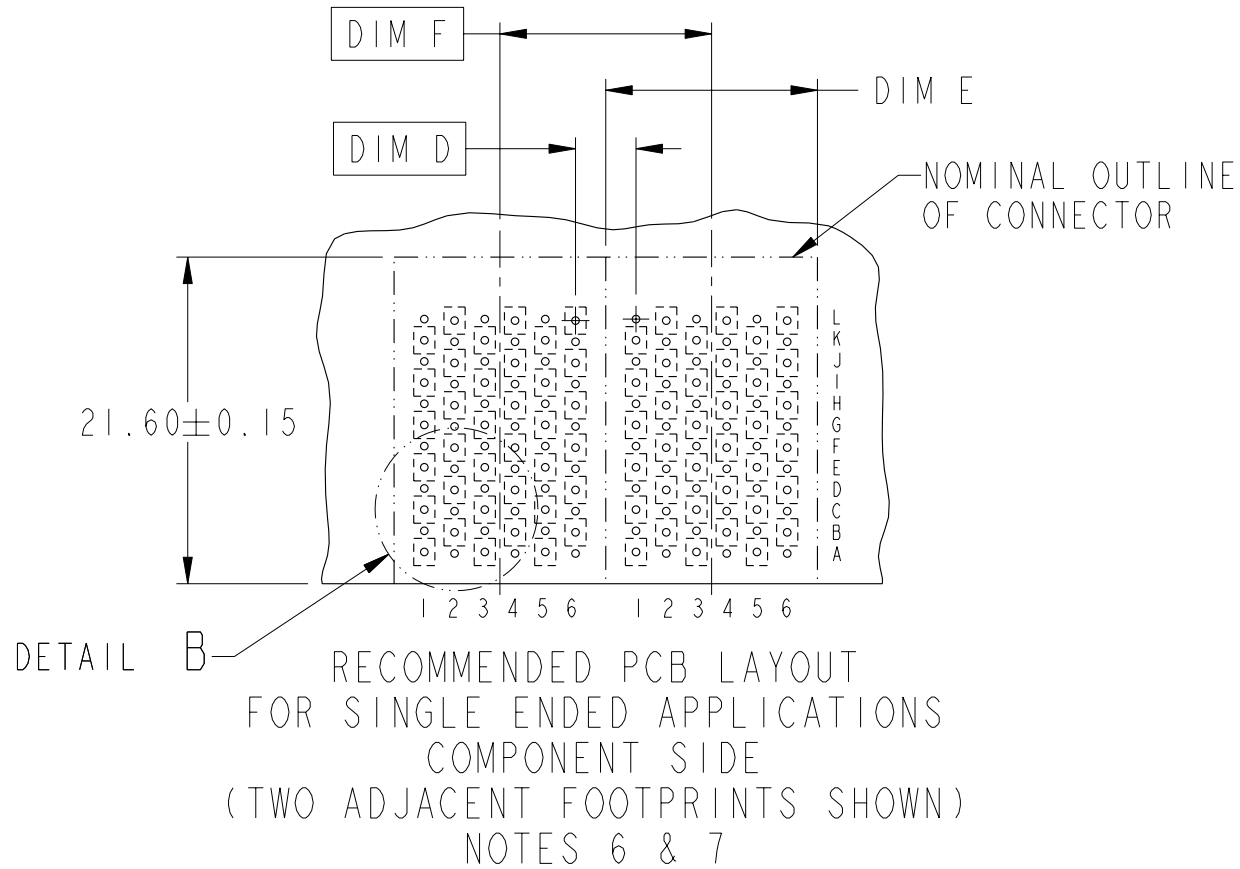


RECOMMENDED PCB LAYOUT
FOR DIFFERENTIAL APPLICATIONS
COMPONENT SIDE
(TWO ADJACENT FOOTPRINTS SHOWN)
NOTES 6 & 7

	title AirMax VS R/A HEADER ASSY PRESS-FIT, 72 POS, 12MM	dwg no 10052824	Rev. B
	catalog no -	CUSTOMER	sheet 2 of 5



DESCRIPTION	DIM D	DIM E	DIM F
2-12MM MODULES PLACED END-TO-END	2.00	11.90 2X	12.00
1-12MM MODULE & 1-14MM MODULE PLACED END-TO-END	3.00	11.90 1X & 13.90 1X	13.00



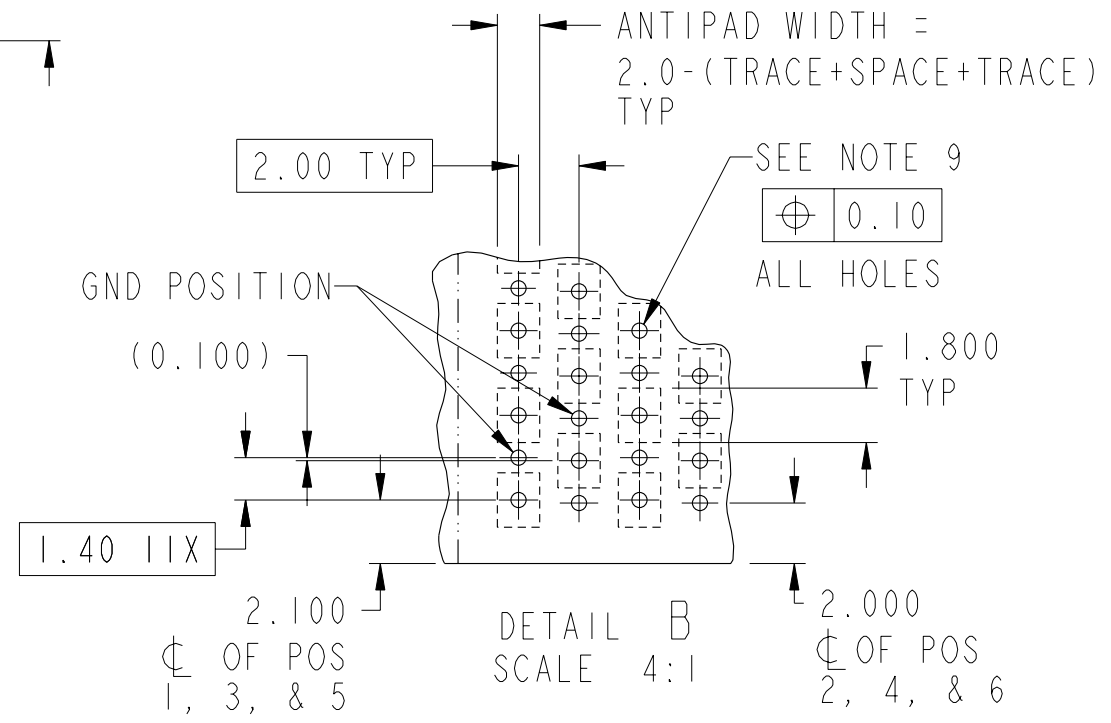
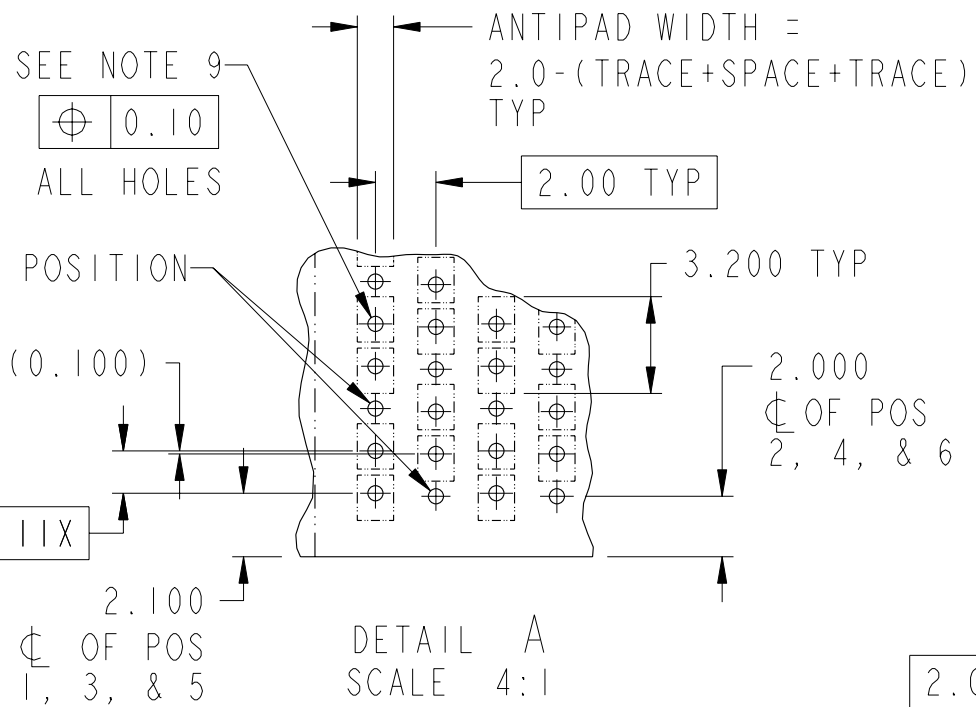
	title AirMax VS R/A HEADER ASSY PRESS-FIT, 72 POS, 12MM	dwg no 10052824	Rev. B
	catalog no -	CUSTOMER	sheet 3 of 5





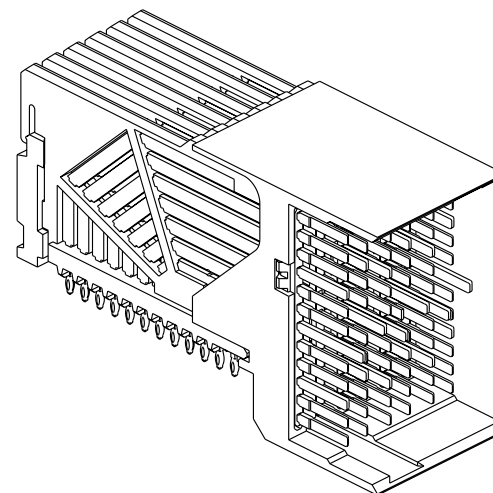
Copyright FCI.

REV F - 2006-04-17



	part no	AirMax VS R/A HEADER ASSY	dwg no	10052824	Rev.	B
	catalog no	PRESS-FIT, 72 POS, 12MM	-	CUSTOMER	sheet 4 of 5	

PART NUMBER	PRESS-FIT TAIL PLATING TYPE	SHORT DETECT CONTACT
10052824-101	TIN/LEAD ALLOY OVER NICKEL	NO
10052824-101LF	TIN OVER NICKEL (LEAD FREE)	
10052824-111	TIN/LEAD ALLOY OVER NICKEL	YES (SEE NOTE 13)
10052824-111LF	TIN OVER NICKEL (LEAD FREE)	



NOTES:

1. CONNECTOR MATERIALS:
 HOUSING & RETAINER: HIGH TEMP THERMOPLASTIC, NATURAL, UL94V-0
 IMLA PLASTIC: HIGH TEMP THERMOPLASTIC, BLACK, UL94V-0
 CONTACT: COPPER ALLOY

2. CONTACT PLATING:
 SEPARABLE INTERFACE:
 PERFORMANCE-BASED PLATING, QUALIFIED TO MEET THE REQUIREMENTS OF FCI PRODUCT SPECIFICATION GS-12-239, INCLUDING TELCORDIA GR-1217-CORE (NOVEMBER 1995) CENTRAL OFFICE.
 PRESS-FIT TAILS: SEE TABLE

3. PRODUCT SPECIFICATION: GS-12-239

4. APPLICATION SPECIFICATION: GS-20-035

5. PRODUCT MARKING, (PART NUMBER & LOT CODE), ON THIS SURFACE

6. REFER TO CUSTOMER DRAWING 10035911 FOR INFORMATION REGARDING PCB LAYOUT OF POWER AND GUIDE MODULES RELATIVE TO SIGNAL MODULES

7. POSITIONS F OF ODD NUMBERED COLUMNS AND POSITIONS G OF EVEN NUMBERED COLUMNS CORRESPOND TO EARLY MATE HEADER PINS

8. THERE IS NO GROUND BUSSING WITHIN THE CONNECTOR SYSTEM

9. REFER TO CUSTOMER DRAWING 10045979 FOR INFORMATION ON PCB HOLE DIAMETERS AND PLATING OPTIONS.

10. THIS PRODUCT MEETS EUROPEAN UNION DIRECTIVES AND OTHER COUNTRY REGULATIONS AS DESCRIBED IN GS-22-008.

11. THE HOUSING WILL WITHSTAND EXPOSURE TO 260°C PEAK TEMPERATURE FOR 40 SECONDS IN A CONVECTION, INFRA-RED OR VAPOR PHASE REFLOW OVEN.

12. PACKAGING MEETS GS-14-920 LEAD FREE LABELING SPECIFICATION.

13. MATING PIN F4 IS SHORTER THAN ALL REMAINING SIGNAL PINS. NOMINAL MATING WIPE FOR PIN F4 IS 0.5MM LESS THAN ALL REMAINING SIGNAL PINS.

14. A $\triangle B$ SYMBOL WILL BE NEXT TO ANY DIMENSION, VIEW, OR NOTE WHICH HAS BEEN MODIFIED WITH THE CURRENT DRAWING REVISION.



Copyright FCI.

C

D

	title AirMax VS R/A HEADER ASSY PRESS-FIT, 72 POS, 12MM	dwg no 10052824	Rev. B
	catalog no -	CUSTOMER	sheet 5 of 5