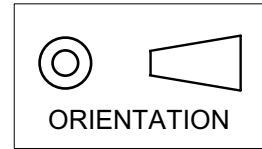


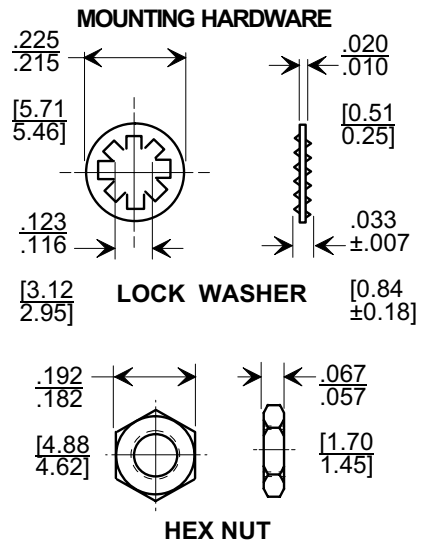
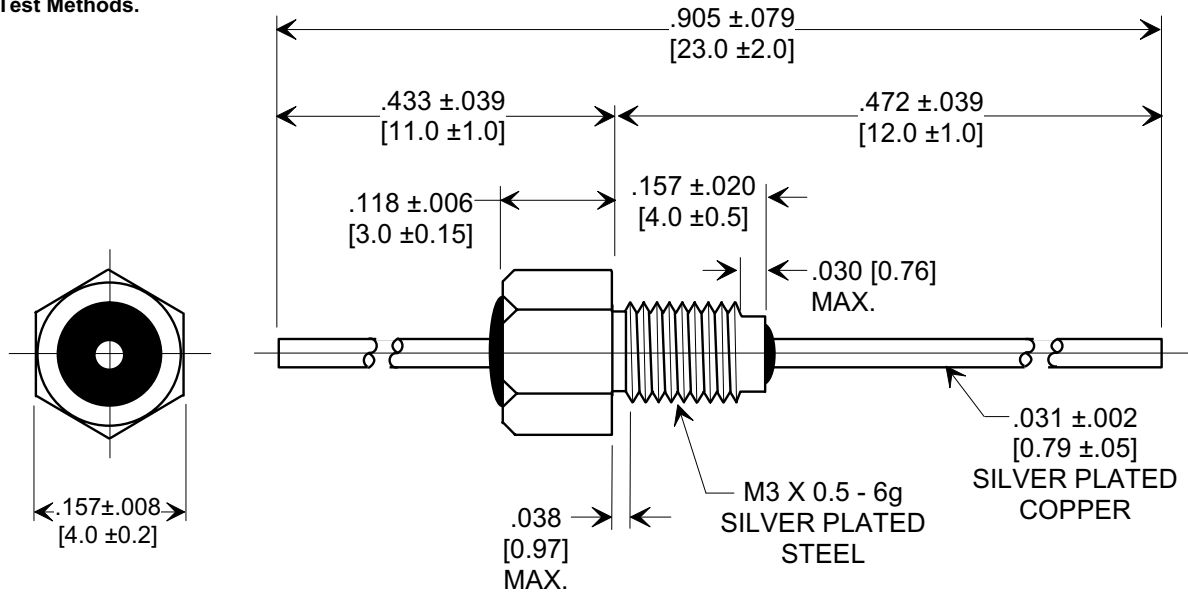
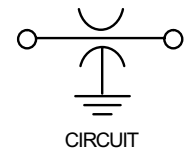
# MARKETING SALES DRAWING

**DIMENSIONS IN INCHES - DO NOT SCALE THIS DRAWING**  
**DIMENSIONS IN METRIC [ ]**

This drawing is the property of Tusonix, Inc., and may not be used, reproduced, published or disclosed to others without expressed authorization by Tusonix Inc.



**Electrical Testing**  
**per Tusonix standard**  
**test plans and Mil-Std-202**  
**Test Methods.**



**NOTES:**

1. OPERATING TEMP. RANGE: -55°C TO +125°C.
2. SUPPLIED WITH SILVER PLATED HEX NUT AND LOCK WASHER.
3. MAX. RECOMMENDED MOUNTING TORQUE : 0.23 Nm.
4. MAX. RECOMMENDED SOLDERING TEMPERATURE : 260° C. SEE INSTALLATION RECOMMENDATIONS.
5. TUSONIX TRADEMARK AND PART VARIATION NUMBER STAMPED ON HEX FLATS. STANDARD PART: BLACK INK. RoHS PART: GREEN INK.
6. TUSONIX STANDARD PART NUMBER: 4400-076. TUSONIX RoHS COMPLIANT PART NUMBER: 4400-076 LF. CUSTOMER MUST SPECIFY STANDARD OR RoHS PART NUMBER WHEN ORDERING.

CAP.(pf)	TOLERANCE	DC WORKING VOLTAGE		DC CURRENT (AMPS)	DWV (VDC)	MIN. NO LOAD INSERTION LOSS (db) @ 25°C PER MIL-STD-220				
		85°C	125 °C			1 MHz	10 MHz	100 MHz	1 GHz	10 GHz
100	GMV	300	200	10	500	----	----	3	20	28

X-2015 Rev-0 <b>REVISION RECORD</b> Original Release C.O. <b>19990426-3-02</b> ADDED HEX NUT (2) PLCS. S.M. 01-07-00 <b>20000104-1-05</b> ADDED NOTE 6 & REVISED NOTE 5. S.M. 11-02-06 <b>20061031-3-02</b>	<b>0</b>	Title <b>BUSHING STYLE EMI FILTER</b>  Drawn <b>S.M. 04-30-99</b> Scale <b>5 X</b> Approved <b>J.Mc. 04-30-99</b> <b>A</b> <b>4400-076</b>	
	--TOLERANCES-- Unless Otherwise Specified		
	DECIMAL ± NOTED		
	ANGLES ±		
<b>TUSONIX</b> TUCSON, ARIZONA			