

Evaluation platform based on the BlueNRG-LP system-on-chip



Features

- Bluetooth® Low Energy evaluation board based on the BlueNRG-LP SoC in a WLCSP49 package
- Associated BlueNRG-LP development kit software package (STSW-BNRGLP-DK) including firmware and documentation
- Chip antenna and UFL connector for measuring equipment
- Up to +8 dBm programmable output power (at antenna connector)
- Excellent receiver sensitivity (-96 dBm at 1 Mbps, -103 dBm at 125 bps long range)
- Very low power consumption: 3.4 mA Rx at sensitivity level, and 4.3 mA Tx at +0dBm
- Supports master, slave, and simultaneous master-and-slave roles
- Bluetooth® Low Energy data length extension, 2 Mbps, long range, extended advertising and scanning, channel selection algorithm #2, GATT caching, Bluetooth® Low Energy ping procedure, Bluetooth® Low Energy power control, and path loss monitoring
- Arduino R3 connectors
- Three user LEDs and two user buttons
- MEMS digital accelerometer/gyroscope
- MEMS digital pressure/temperature sensor
- MEMS digital microphone
- Embedded CMSIS-DAP debugger and drag and drop programming support
- RoHS compliant

Product summary	
Evaluation platform based on BlueNRG-355VC system-on-chip	STEVAL-IDB010V1
BlueNRG-LP DK SW package	STSW-BNRGLP-DK
Evaluation platform based on BlueNRG-355VC system-on-chip	BLUENRG-355VC
Application	Wireless Connectivity

Description

The STEVAL-IDB010V1 evaluation platform is designed to help you develop and test Bluetooth® Low Energy applications using the low power BlueNRG-LP system-on-chip, with inertial and environmental MEMS sensors, a digital MEMS microphone, various interface buttons, and LEDs.

The BlueNRG-LP features a 64 MHz, 32-bit Arm Cortex®-M0+ core, 256 kB programmable flash memory, 64 kB SRAM, MPU, and an extensive peripheral set (6x PWM, 2x I²C, 2x SPI/I²S, SPI, USART, UART, PDM, 12-bit ADC SAR). It is compliant with the Bluetooth® Low Energy specification. It supports master, slave, and simultaneous master-and-slave roles, data length extension, 2 Mbps, long range, extended advertising and scanning, channel selection algorithm #2, GATT caching, Bluetooth® Low Energy ping procedure, Bluetooth® Low Energy power control, and path loss monitoring.

Serial communication with a PC and three power options (USB only, battery only, and external power supply) allow developing complex applications and testing flexibility.

1 Schematic diagrams

Figure 1. STEVAL-IDB010V1 circuit schematic (1 of 7)

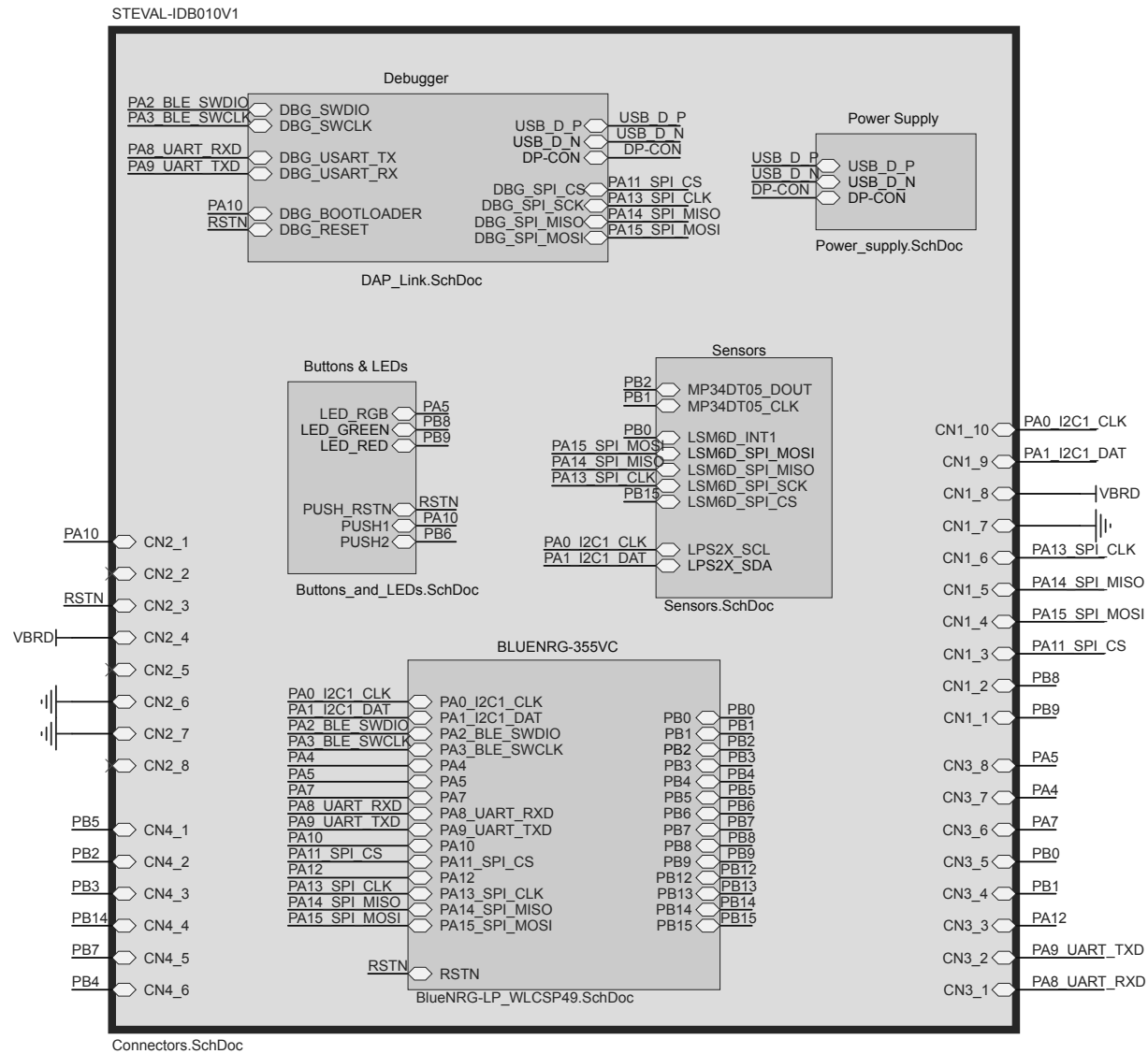


Figure 2. STEVAL-IDB010V1 circuit schematic (2 of 7)

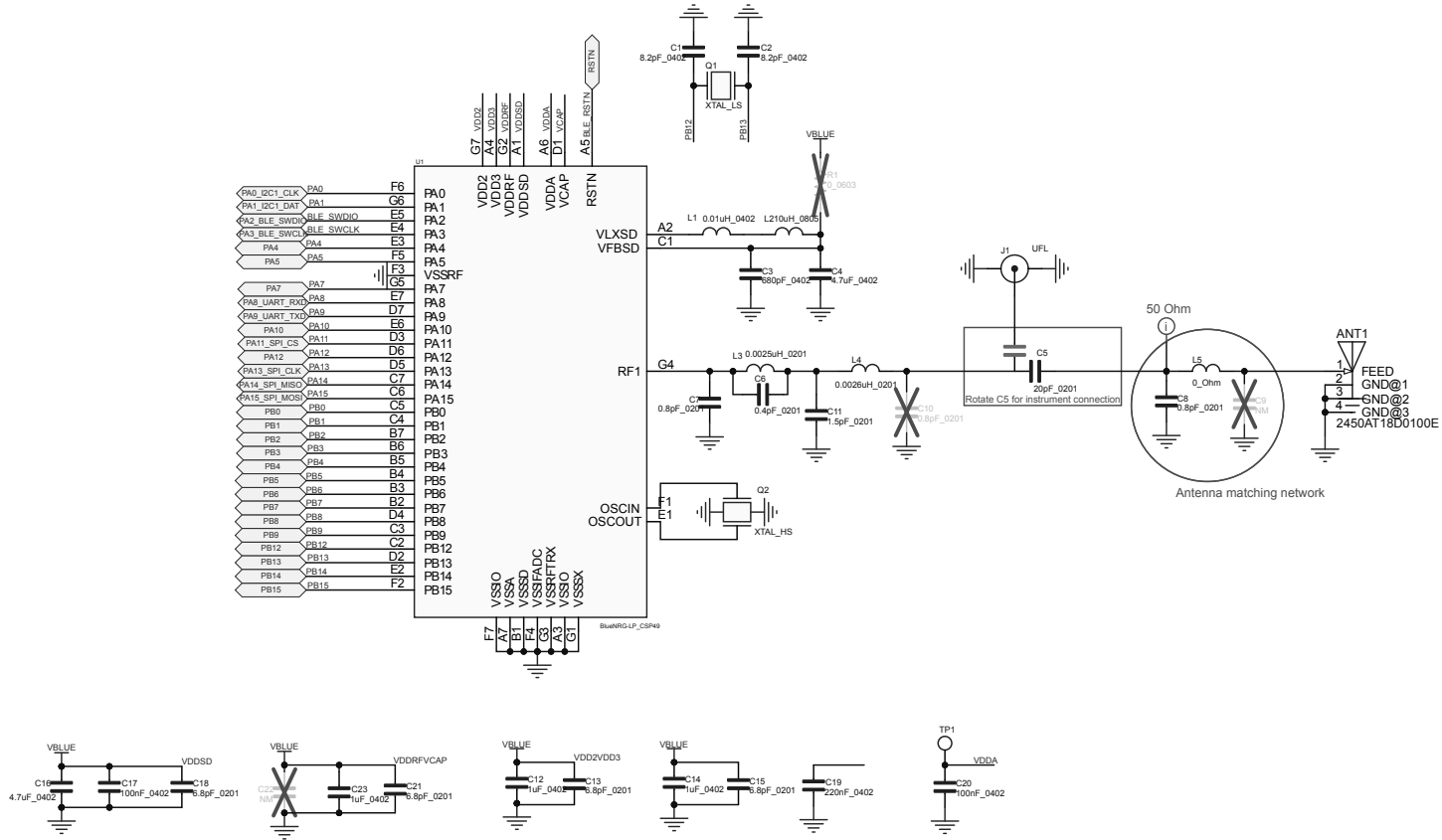


Figure 3. STEVAL-IDB010V1 circuit schematic (3 of 7)

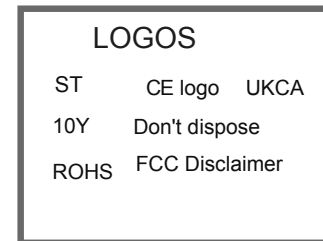
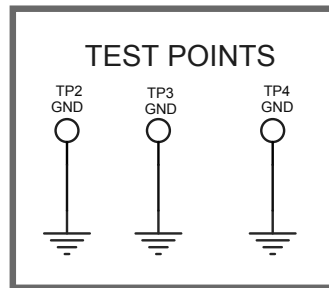
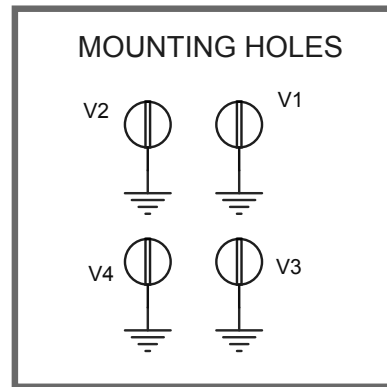
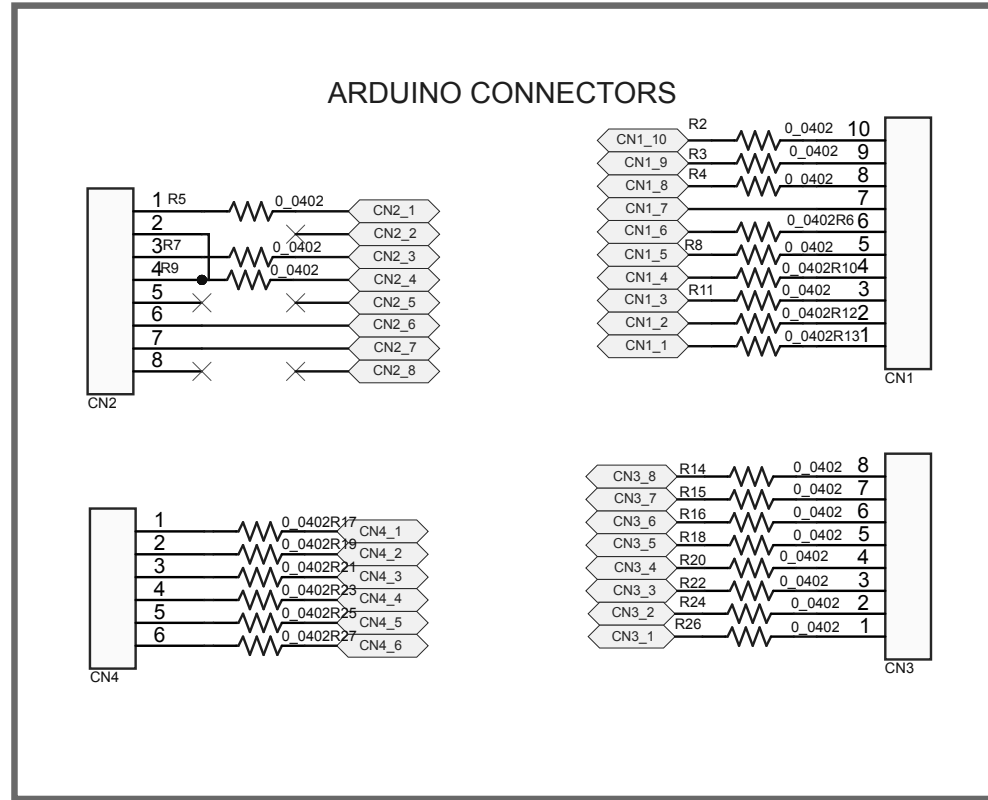


Figure 5. STEVAL-IDB010V1 circuit schematic (5 of 7)

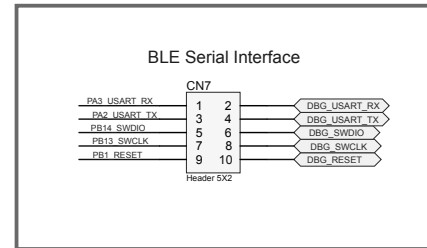
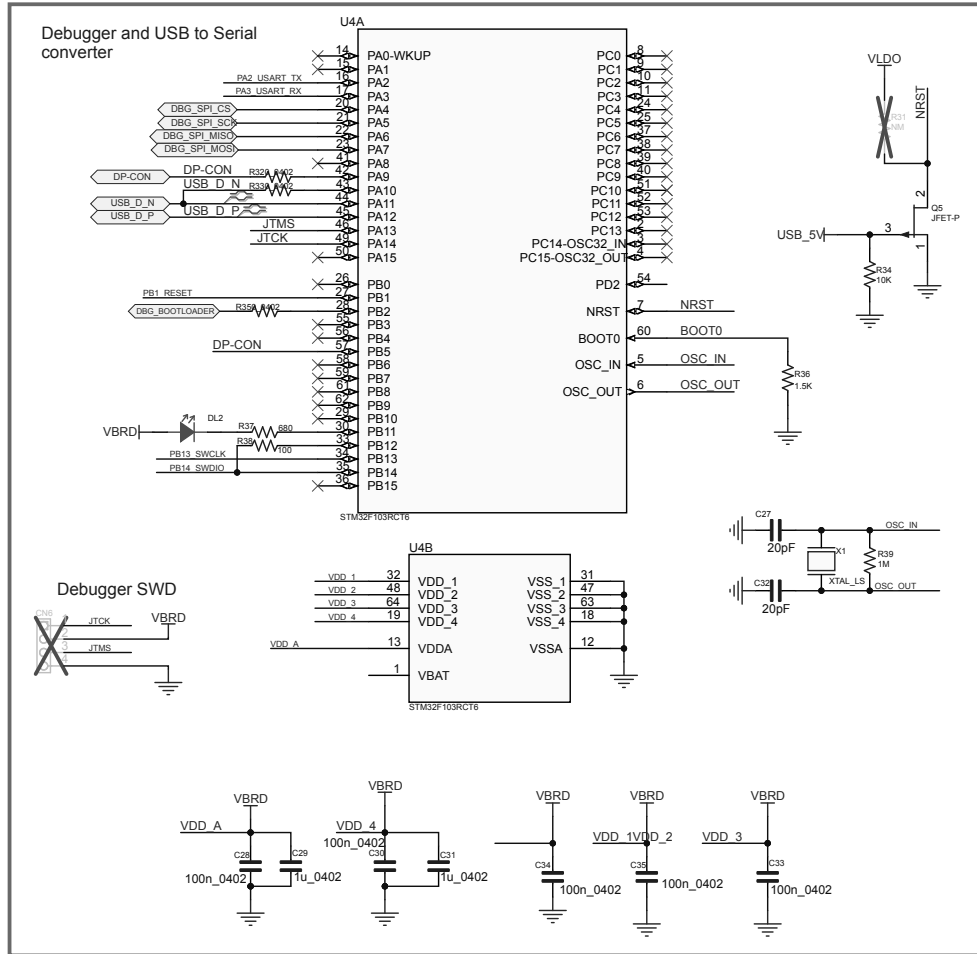


Figure 6. STEVAL-IDB010V1 circuit schematic (6 of 7)

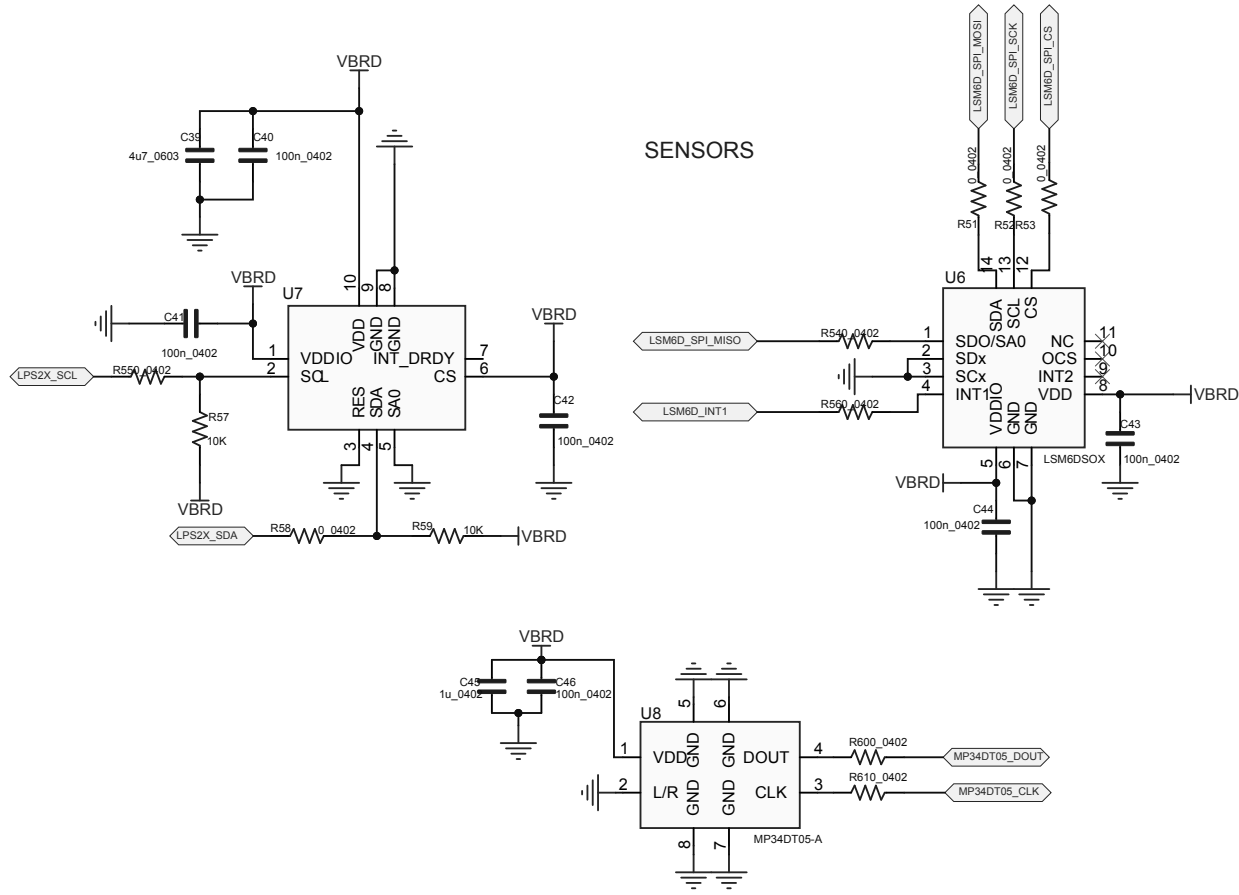
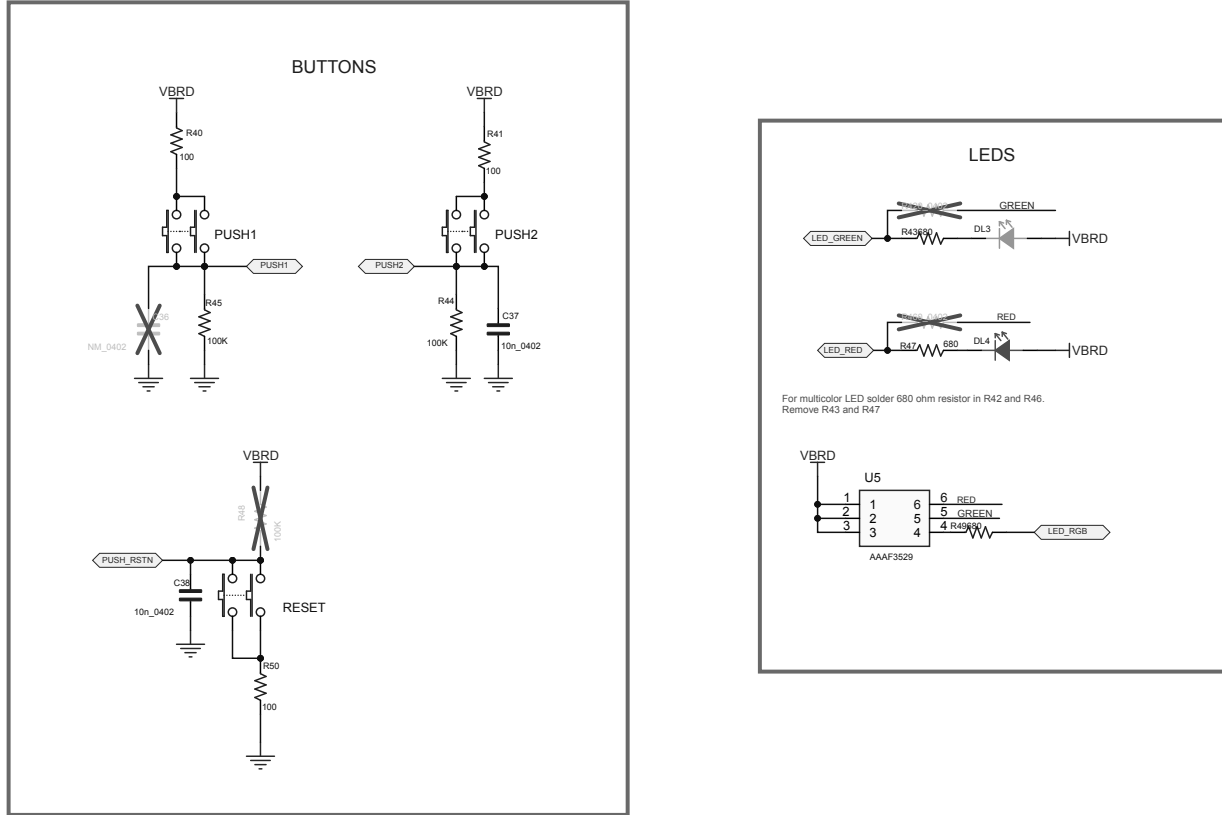


Figure 7. STEVAL-IDB010V1 circuit schematic (7 of 7)



2 Kit versions

Table 1. STEVAL-IDB010V1 versions

PCB version	Schematic diagrams	Bill of materials
STEVAL\$IDB010V1A	STEVAL\$IDB010V1A schematic diagrams	STEVAL\$IDB010V1A bill of materials

1. This code identifies the STEVAL-IDB010V1 evaluation kit first version. It is printed on the board PCB.

Revision history

Table 2. Document revision history

Date	Revision	Changes
17-May-2022	1	Initial release.

IMPORTANT NOTICE – READ CAREFULLY

STMicroelectronics NV and its subsidiaries (“ST”) reserve the right to make changes, corrections, enhancements, modifications, and improvements to ST products and/or to this document at any time without notice. Purchasers should obtain the latest relevant information on ST products before placing orders. ST products are sold pursuant to ST’s terms and conditions of sale in place at the time of order acknowledgment.

Purchasers are solely responsible for the choice, selection, and use of ST products and ST assumes no liability for application assistance or the design of purchasers’ products.

No license, express or implied, to any intellectual property right is granted by ST herein.

Resale of ST products with provisions different from the information set forth herein shall void any warranty granted by ST for such product.

ST and the ST logo are trademarks of ST. For additional information about ST trademarks, refer to www.st.com/trademarks. All other product or service names are the property of their respective owners.

Information in this document supersedes and replaces information previously supplied in any prior versions of this document.

© 2022 STMicroelectronics – All rights reserved