

**Data sheet | Item number: 2110-1204**

2-conductor through terminal block; with lever and Push-in CAGE CLAMP®; 10 mm<sup>2</sup>; with test port; suitable for Ex i applications; side and center marking; for DIN-rail 35 x 15 and 35 x 7.5; Push-in CAGE CLAMP®; 10,00 mm<sup>2</sup>; blue

[www.wago.com/2110-1204](http://www.wago.com/2110-1204)




Color:



Subject to changes. Please also observe the further product documentation!

WAGO GmbH & Co. KG  
Hansastr. 27  
32423 Minden  
Phone: +49571 887-0 | Fax: +49571 887-169  
Email: [info.de@wago.com](mailto:info.de@wago.com) | Web: [www.wago.com](http://www.wago.com)

Do you have any questions about our products?  
We are always happy to take your call at +49 (571) 887-44222.



## Data

### Electrical data

#### Ratings per IEC/EN

| Ratings per   | IEC/EN 60947-7-1  |
|---|---|
| Nominal voltage (III/3)                                   | 800 V   |
| Rated impulse voltage (III/3)                             | 8 kV  |
| Rated current   | 57 A  |
| Current at conductor cross-section (max.) mm <sup>2</sup> | 74 A  |
| Legend (ratings)  | (III / 3) ≙ Overvoltage category III / Pollution degree 3 |

Subject to changes. Please also observe the further product documentation!

WAGO GmbH & Co. KG  
Hansastr. 27  
32423 Minden  
Phone: +49571 887-0 | Fax: +49571 887-169  
Email: [info.de@wago.com](mailto:info.de@wago.com) | Web: [www.wago.com](http://www.wago.com)

Do you have any questions about our products?  
We are always happy to take your call at +49 (571) 887-44222.



## Ratings per UL

|                                |         |
|--------------------------------|---------|
| Approvals per                  | UL 1059 |
| Rated voltage UL (Use Group B) | 600 V   |
| Rated current UL (Use Group B) | 65 A    |
| Rated voltage UL (Use Group C) | 600 V   |
| Rated current UL (Use Group C) | 65 A    |

## Ex information

|                                     |   |
|-------------------------------------|---|
| Reference hazardous areas           | See "Downloads – Documentation – Additional Information: Technical Section; Technical Explications" |
| Ratings per                         | ATEX: PTB 19 ATEX 1017 U / IECEx: PTB 19.0047U (Ex eb IIC Gb)                                       |
| Rated voltage EN (Ex e II)          | 550 V   |
| Rated current (Ex e II)             | 57 A  |
| Rated current (Ex e II) with jumper | 50 A  |

## Power Loss

|  |                |
|--|----------------|
| Power loss, per pole (potential)                             | 1.819 W        |
| Rated current $I_N$ for specified power loss                 | 57 A           |
| Resistance value for specified, current-dependent power loss | 0.001 $\Omega$ |

## Connection data

|                            |   |
|----------------------------|---|
| Connection points          | 2 |
| Total number of potentials | 1 |
| Number of levels           | 1 |
| Number of jumper slots     | 2 |

## Connection 1

|  |   |
|--|---|
| Connection technology                                      | Push-in CAGE CLAMP®                       |
| Actuation type   | Lever                                     |
| Connectable conductor materials                            | Copper                                    |
| Nominal cross-section                                      | 10 mm <sup>2</sup>                        |
| Solid conductor  | 0.5 ... 16 mm <sup>2</sup> / 20 ... 6 AWG |
| Solid conductor; push-in termination                       | 4 ... 16 mm <sup>2</sup> / 14 ... 6 AWG   |
| Fine-stranded conductor                                    | 0.5 ... 16 mm <sup>2</sup> / 20 ... 6 AWG |
| Fine-stranded conductor; with insulated ferrule            | 0.5 ... 10 mm <sup>2</sup> / 20 ... 8 AWG |
| Fine-stranded conductor; with ferrule; push-in termination | 4 ... 10 mm <sup>2</sup> / 12 ... 8 AWG   |

Subject to changes. Please also observe the further product documentation!



|                                |   |
|--------------------------------|---|
| Note (conductor cross-section) | Depending on the conductor characteristic, a conductor with a smaller cross-section can also be inserted via push-in termination. |
| Strip length                   | 17 ... 19 mm / 0.67 ... 0.75 inches   |
| Wiring direction               | Front-entry wiring  |

## Connection 2

|                  |                |
|------------------|----------------|
| Actuation type 2 | Operating tool |
|------------------|----------------|

## Physical data

|                                   |                        |
|-----------------------------------|------------------------|
| Width                             | 10 mm / 0.394 inches   |
| Height                            | 89 mm / 3.504 inches   |
| Depth from upper-edge of DIN-rail | 36.9 mm / 1.453 inches |

## Mechanical Data

|               |                     |
|---------------|---------------------|
| Mounting type | DIN-35 rail         |
| Marking level | Center/side marking |

## Material Data

|                      |  |
|----------------------|--|
| Note (material data) | Information on material specifications can be found here |
|----------------------|--|

|                             |                  |
|-----------------------------|------------------|
| Color                       | blue             |
| Material group              | I                |
| Insulation material         | Polyamide (PA66) |
| Flammability class per UL94 | V0               |
| Fire load                   | 0.477 MJ         |
| Actuator color              | orange           |
| Weight                      | 25.5 g           |

## Environmental requirements

|                                  |                 |
|----------------------------------|-----------------|
| Processing temperature           | -35 ... +85 °C  |
| Continuous operating temperature | -60 ... +105 °C |

## Commercial data

|          |          |
|----------|----------|
| ETIM 8.0 | EC000897 |
| ETIM 7.0 | EC000897 |

Subject to changes. Please also observe the further product documentation!

WAGO GmbH & Co. KG  
 Hansastr. 27  
 32423 Minden  
 Phone: +49571 887-0 | Fax: +49571 887-169  
 Email: [info.de@wago.com](mailto:info.de@wago.com) | Web: [www.wago.com](http://www.wago.com)

Do you have any questions about our products?  
 We are always happy to take your call at +49 (571) 887-44222.



|                       |               |
|-----------------------|---------------|
| PU (SPU)              | 25 pcs        |
| Packaging type        | box           |
| Country of origin     | PL            |
| GTIN                  | 4055143865319 |
| Customs tariff number | 85369010000   |

## Environmental Product Compliance

|                        |                         |
|------------------------|-------------------------|
| RoHS Compliance Status | Compliant, No Exemption |
|------------------------|-------------------------|

## Approvals / Certificates

### General approvals

| Logo | Approval                                     | Additional Approval Text | Certificate name |
|------|--|--------------------------|------------------|
|      | <b>CCA</b><br>DEKRA Certification B.V.       | EN 60947                 | NTR NL-7757      |
|      | <b>KEMA/KEUR</b><br>DEKRA Certification B.V. | EN 60947                 | 71-109053        |
|      | <b>UL</b><br>Underwriters Laboratories Inc.  | UL 1059                  | E45172           |

### Declarations of conformity and manufacturer's declarations

| Logo | Approval  | Additional Approval Text | Certificate name |
|------|---|--------------------------|------------------|
|      | <b>ATEX-Attestation of Conformity</b><br>WAGO GmbH & Co. KG | -                        | -                |
|      | <b>EU-Declaration of Conformity</b><br>WAGO GmbH & Co. KG   | -                        | -                |
|      | <b>UK-Declaration of Conformity</b><br>WAGO GmbH & Co. KG   | -                        | -                |

### Approvals for hazardous areas

| Logo | Approval   | Additional Approval Text | Certificate name   |
|------|--|--------------------------|--|
|      | <b>ATEX</b><br>Physikalisch Technische Bundesanstalt | EN 60079-0               | PTB 19 ATEX 1017<br>U (II 2 G Ex eb IIC Gb<br>bzw. I M 2 Ex eb I Mb) |
|      | <b>CCC</b><br>CNEX                                   | GB/T 3836.3              | 2020312313000165<br>(Ex eb IIC Gb, Ex eb I Mb)                       |
|      | <b>cURus</b><br>Underwriters Laboratories Inc.       | UL 60079                 | E185892 (AEx eb IIC<br>resp. Ex eb IIC)                              |
|      | <b>IECEX</b>   | IEC 60079                | IECEX PTB 19.0047U   |

Subject to changes. Please also observe the further product documentation!

WAGO GmbH & Co. KG  
Hansastr. 27  
32423 Minden  
Phone: +49571 887-0 | Fax: +49571 887-169  
Email: [info.de@wago.com](mailto:info.de@wago.com) | Web: [www.wago.com](http://www.wago.com)

Do you have any questions about our products?  
We are always happy to take your call at +49 (571) 887-44222.



Physikalisch Technische Bundesanstalt

(Ex eb IIC Gb or Ex  
eb I Mb)INMETRO  
TÜV Rheinland do Brasil Ltda.

IEC 60079

TÜV 20.0893 U

## Required accessories

### End plate

End plate

**Item no.: 2110-1291**

End and intermediate plate; 1 mm thick; gray

[www.wago.com/2110-1291](http://www.wago.com/2110-1291)**Item no.: 2110-1292**

End and intermediate plate; 1 mm thick; orange

[www.wago.com/2110-1292](http://www.wago.com/2110-1292)

## Optional accessories

### Ferrule

Ferrule

**Item no.: 216-286**Ferrule; Sleeve for 2.5 mm<sup>2</sup> / AWG 14; insulated; electro-tin plated; electrolytic copper; gastight crimped; acc. to DIN 46228, Part 4/09.90; blue[www.wago.com/216-286](http://www.wago.com/216-286)**Item no.: 216-287**Ferrule; Sleeve for 4 mm<sup>2</sup> / AWG 12; insulated; electro-tin plated; electrolytic copper; gastight crimped; acc. to DIN 46228, Part 4/09.90; gray[www.wago.com/216-287](http://www.wago.com/216-287)**Item no.: 216-288**Ferrule; Sleeve for 6 mm<sup>2</sup> / AWG 10; insulated; electro-tin plated; electrolytic copper; gastight crimped; acc. to DIN 46228, Part 4/09.90; yellow[www.wago.com/216-288](http://www.wago.com/216-288)**Item no.: 216-289**Ferrule; Sleeve for 10 mm<sup>2</sup> / AWG 8; insulated; electro-tin plated; electrolytic copper; gastight crimped; acc. to DIN 46228, Part 4/09.90; red[www.wago.com/216-289](http://www.wago.com/216-289)

### Jumpers

Jumper

**Item no.: 2010-402**

Jumper; 2-way; insulated; light gray

[www.wago.com/2010-402](http://www.wago.com/2010-402)**Item no.: 2010-404**

Jumper; 4-way; insulated; light gray

[www.wago.com/2010-404](http://www.wago.com/2010-404)**Item no.: 2010-403**

Jumper; 3-way; insulated; light gray

[www.wago.com/2010-403](http://www.wago.com/2010-403)**Item no.: 2010-405/011-000**

Star point jumper; 3-way; insulated; light gray

[www.wago.com/2010-405/011-000](http://www.wago.com/2010-405/011-000)**Item no.: 2010-405**

Subject to changes. Please also observe the further product documentation!

WAGO GmbH &amp; Co. KG

Hansastr. 27

32423 Minden

Phone: +49571 887-0 | Fax: +49571 887-169

Email: [info.de@wago.com](mailto:info.de@wago.com) | Web: [www.wago.com](http://www.wago.com)

Do you have any questions about our products?

We are always happy to take your call at +49 (571) 887-44222.



Jumper; 5-way; insulated; light gray

[www.wago.com/2010-405](http://www.wago.com/2010-405)**Item no.: 2010-435**

Jumper; from 1 to 5; insulated; light gray

[www.wago.com/2010-435](http://www.wago.com/2010-435)**Item no.: 2010-433**

Jumper; from 1 to 3; insulated; light gray

[www.wago.com/2010-433](http://www.wago.com/2010-433)**Item no.: 2010-434**

Jumper; from 1 to 4; insulated; light gray

[www.wago.com/2010-434](http://www.wago.com/2010-434)**Marking accessories**

## Marking strip

**Item no.: 2009-110**

Marking strips; for Smart Printer; on reel; not stretchable; plain; snap-on type; white

[www.wago.com/2009-110](http://www.wago.com/2009-110)

## Marker carrier

**Item no.: 2009-198**

Adaptor; gray

[www.wago.com/2009-198](http://www.wago.com/2009-198)

## Marker

**Item no.: 2009-115/000-002**

WMB-Inline; for Smart Printer; 1500 pieces on roll; stretchable 5 - 5.2 mm; plain; snap-on type; yellow

[www.wago.com/2009-115/000-002](http://www.wago.com/2009-115/000-002)**Item no.: 2009-115/000-007**

WMB-Inline; for Smart Printer; 1500 pieces on roll; stretchable 5 - 5.2 mm; plain; snap-on type; gray

[www.wago.com/2009-115/000-007](http://www.wago.com/2009-115/000-007)**Item no.: 2009-115/000-017**

WMB-Inline; for Smart Printer; 1500 pieces on roll; stretchable 5 - 5.2 mm; plain; snap-on type; light green

[www.wago.com/2009-115/000-017](http://www.wago.com/2009-115/000-017)**Item no.: 2009-115/000-023**

WMB-Inline; for Smart Printer; 1500 pieces on roll; stretchable 5 - 5.2 mm; plain; snap-on type; green

[www.wago.com/2009-115/000-023](http://www.wago.com/2009-115/000-023)**Item no.: 2009-115/000-024**

WMB-Inline; for Smart Printer; 1500 pieces on roll; stretchable 5 - 5.2 mm; plain; snap-on type; violet

[www.wago.com/2009-115/000-024](http://www.wago.com/2009-115/000-024)**Item no.: 2009-145/000-006**

Mini-WSB Inline; for Smart Printer; 1700 pieces on roll; stretchable 5 - 5.2 mm; plain; snap-on type; blue

[www.wago.com/2009-145/000-006](http://www.wago.com/2009-145/000-006)**Item no.: 2009-145**

Mini-WSB Inline; for Smart Printer; 1700 pieces on roll; stretchable 5 - 5.2 mm; plain; snap-on type; white

[www.wago.com/2009-145](http://www.wago.com/2009-145)**Item no.: 2009-145/000-002**

Mini-WSB Inline; for Smart Printer; 1700 pieces on roll; stretchable 5 - 5.2 mm; plain; snap-on type; yellow

[www.wago.com/2009-145/000-002](http://www.wago.com/2009-145/000-002)

Subject to changes. Please also observe the further product documentation!

WAGO GmbH &amp; Co. KG

Hansastr. 27

32423 Minden

Phone: +49571 887-0 | Fax: +49571 887-169

Email: [info.de@wago.com](mailto:info.de@wago.com) | Web: [www.wago.com](http://www.wago.com)

Do you have any questions about our products?

We are always happy to take your call at +49 (571) 887-44222.



---

**Item no.: 2009-145/000-007** [www.wago.com/2009-145/000-007](http://www.wago.com/2009-145/000-007)  
Mini-WSB Inline; for Smart Printer; 1700 pieces on roll; stretchable 5 - 5.2 mm; plain; snap-on type; gray

---

**Item no.: 2009-145/000-005** [www.wago.com/2009-145/000-005](http://www.wago.com/2009-145/000-005)  
Mini-WSB Inline; for Smart Printer; 1700 pieces on roll; stretchable 5 - 5.2 mm; plain; snap-on type; red

---

**Item no.: 2009-145/000-012** [www.wago.com/2009-145/000-012](http://www.wago.com/2009-145/000-012)  
Mini-WSB Inline; for Smart Printer; 1700 pieces on roll; stretchable 5 - 5.2 mm; plain; snap-on type; orange

---

**Item no.: 2009-145/000-023** [www.wago.com/2009-145/000-023](http://www.wago.com/2009-145/000-023)  
Mini-WSB Inline; for Smart Printer; 1700 pieces on roll; stretchable 5 - 5.2 mm; plain; snap-on type; green

---

**Item no.: 2009-145/000-024** [www.wago.com/2009-145/000-024](http://www.wago.com/2009-145/000-024)  
Mini-WSB Inline; for Smart Printer; 1700 pieces on roll; stretchable 5 - 5.2 mm; plain; snap-on type; violet

---

**Item no.: 2009-115** [www.wago.com/2009-115](http://www.wago.com/2009-115)  
WMB-Inline; for Smart Printer; 1500 pieces on roll; stretchable 5 - 5.2 mm; plain; snap-on type; white

---

**Item no.: 248-501/000-006** [www.wago.com/248-501/000-006](http://www.wago.com/248-501/000-006)  
Mini-WSB marking card; as card; not stretchable; plain; snap-on type; blue

---

**Item no.: 248-501/000-007** [www.wago.com/248-501/000-007](http://www.wago.com/248-501/000-007)  
Mini-WSB marking card; as card; not stretchable; plain; snap-on type; gray

---

**Item no.: 248-501/000-002** [www.wago.com/248-501/000-002](http://www.wago.com/248-501/000-002)  
Mini-WSB marking card; as card; not stretchable; plain; snap-on type; yellow

---

**Item no.: 248-501/000-012** [www.wago.com/248-501/000-012](http://www.wago.com/248-501/000-012)  
Mini-WSB marking card; as card; not stretchable; plain; snap-on type; orange

---

**Item no.: 248-501** [www.wago.com/248-501](http://www.wago.com/248-501)  
Mini-WSB marking card; as card; not stretchable; plain; snap-on type; white

---

**Item no.: 248-501/000-017** [www.wago.com/248-501/000-017](http://www.wago.com/248-501/000-017)  
Mini-WSB marking card; as card; not stretchable; plain; snap-on type; light green

---

**Item no.: 248-501/000-005** [www.wago.com/248-501/000-005](http://www.wago.com/248-501/000-005)  
Mini-WSB marking card; as card; not stretchable; plain; snap-on type; red

---

**Item no.: 248-501/000-024** [www.wago.com/248-501/000-024](http://www.wago.com/248-501/000-024)  
Mini-WSB marking card; as card; not stretchable; plain; snap-on type; violet

---

Subject to changes. Please also observe the further product documentation!





|  |  |
|--|--|
| <b>Item no.: 248-501/000-023</b><br>Mini-WSB marking card; as card; not stretchable; plain; snap-on type; green  | <a href="http://www.wago.com/248-501/000-023">www.wago.com/248-501/000-023</a>   |
| <b>Item no.: 793-5501/000-007</b><br>WMB marking card; as card; for terminal block width 5 - 17.5 mm; stretchable 5 - 5.2 mm; plain; snap-on type; gray        | <a href="http://www.wago.com/793-5501/000-007">www.wago.com/793-5501/000-007</a> |
| <b>Item no.: 793-5501/000-012</b><br>WMB marking card; as card; for terminal block width 5 - 17.5 mm; stretchable 5 - 5.2 mm; plain; snap-on type; orange      | <a href="http://www.wago.com/793-5501/000-012">www.wago.com/793-5501/000-012</a> |
| <b>Item no.: 793-5501/000-017</b><br>WMB marking card; as card; for terminal block width 5 - 17.5 mm; stretchable 5 - 5.2 mm; plain; snap-on type; light green | <a href="http://www.wago.com/793-5501/000-017">www.wago.com/793-5501/000-017</a> |
| <b>Item no.: 793-5501/000-023</b><br>WMB marking card; as card; for terminal block width 5 - 17.5 mm; stretchable 5 - 5.2 mm; plain; snap-on type; green       | <a href="http://www.wago.com/793-5501/000-023">www.wago.com/793-5501/000-023</a> |
| <b>Item no.: 793-5501/000-024</b><br>WMB marking card; as card; for terminal block width 5 - 17.5 mm; stretchable 5 - 5.2 mm; plain; snap-on type; violet      | <a href="http://www.wago.com/793-5501/000-024">www.wago.com/793-5501/000-024</a> |
| <b>Item no.: 793-501/000-002</b><br>WMB marking card; as card; not stretchable; plain; snap-on type; yellow  | <a href="http://www.wago.com/793-501/000-002">www.wago.com/793-501/000-002</a>   |
| <b>Item no.: 793-501/000-007</b><br>WMB marking card; as card; not stretchable; plain; snap-on type; gray  | <a href="http://www.wago.com/793-501/000-007">www.wago.com/793-501/000-007</a>   |
| <b>Item no.: 793-501/000-017</b><br>WMB marking card; as card; not stretchable; plain; snap-on type; light green   | <a href="http://www.wago.com/793-501/000-017">www.wago.com/793-501/000-017</a>   |
| <b>Item no.: 793-501/000-012</b><br>WMB marking card; as card; not stretchable; plain; snap-on type; orange  | <a href="http://www.wago.com/793-501/000-012">www.wago.com/793-501/000-012</a>   |
| <b>Item no.: 793-501/000-023</b><br>WMB marking card; as card; not stretchable; plain; snap-on type; green   | <a href="http://www.wago.com/793-501/000-023">www.wago.com/793-501/000-023</a>   |
| <b>Item no.: 793-501/000-006</b><br>WMB marking card; as card; not stretchable; plain; snap-on type; blue  | <a href="http://www.wago.com/793-501/000-006">www.wago.com/793-501/000-006</a>   |
| <b>Item no.: 793-501/000-005</b><br>WMB marking card; as card; not stretchable; plain; snap-on type; red   | <a href="http://www.wago.com/793-501/000-005">www.wago.com/793-501/000-005</a>   |
| <b>Item no.: 793-501</b><br>WMB marking card; as card; not stretchable; plain; snap-on type; white   | <a href="http://www.wago.com/793-501">www.wago.com/793-501</a>                   |

Subject to changes. Please also observe the further product documentation!



|  |  |
|--|--|
| <b>Item no.: 793-501/000-024</b><br>WMB marking card; as card; not stretchable; plain; snap-on type; violet  | <a href="http://www.wago.com/793-501/000-024">www.wago.com/793-501/000-024</a>   |
| <b>Item no.: 793-5501/000-005</b><br>WMB marking card; as card; for terminal block width 5 - 17.5 mm; stretchable 5 - 5.2 mm; plain; snap-on type; red   | <a href="http://www.wago.com/793-5501/000-005">www.wago.com/793-5501/000-005</a> |
| <b>Item no.: 793-5501/000-002</b><br>WMB marking card; as card; for terminal block width 5 - 17.5 mm; stretchable 5 - 5.2 mm; plain; snap-on type; yellow  | <a href="http://www.wago.com/793-5501/000-002">www.wago.com/793-5501/000-002</a> |
| <b>Item no.: 793-5501/000-006</b><br>WMB marking card; as card; for terminal block width 5 - 17.5 mm; stretchable 5 - 5.2 mm; plain; snap-on type; blue  | <a href="http://www.wago.com/793-5501/000-006">www.wago.com/793-5501/000-006</a> |
| <b>Item no.: 793-5501</b><br>WMB marking card; as card; for terminal block width 5 - 17.5 mm; stretchable 5 - 5.2 mm; plain; snap-on type; white   | <a href="http://www.wago.com/793-5501">www.wago.com/793-5501</a>                 |
| <b>Item no.: 2009-115/000-012</b><br>WMB-Inline; for Smart Printer; 1500 pieces on roll; stretchable 5 - 5.2 mm; plain; snap-on type; orange   | <a href="http://www.wago.com/2009-115/000-012">www.wago.com/2009-115/000-012</a> |
| <b>Item no.: 2009-115/000-006</b><br>WMB-Inline; for Smart Printer; 1500 pieces on roll; stretchable 5 - 5.2 mm; plain; snap-on type; blue   | <a href="http://www.wago.com/2009-115/000-006">www.wago.com/2009-115/000-006</a> |
| <b>Group marker carrier</b>  |  |
| <b>Item no.: 2009-193</b><br>Group marker carrier; gray  | <a href="http://www.wago.com/2009-193">www.wago.com/2009-193</a>                 |
| <b>Item no.: 2009-192</b><br>Group marker carrier; gray  | <a href="http://www.wago.com/2009-192">www.wago.com/2009-192</a>                 |
| <b>Item no.: 2009-191</b><br>Group marker carrier; gray  | <a href="http://www.wago.com/2009-191">www.wago.com/2009-191</a>                 |
| <b>Mounting</b>  |  |
| <b>Cover carrier</b>   |  |
| <b>Item no.: 709-169</b><br>Cover carrier; Type 3; incl. fixing/retaining screws and knurled nut; suitable for 279 to 282 and 880 Series rail-mounted terminal blocks; suitable for 264 Series miniature rail-mounted terminal blocks; suitable for 270 Series sensor and actuator terminal blocks; gray | <a href="http://www.wago.com/709-169">www.wago.com/709-169</a>                   |
| <b>Cover</b>   |  |
| <b>Item no.: 709-156</b><br>Cover; Type 3; suitable for cover carrier, type 3; 1 m long; transparent   | <a href="http://www.wago.com/709-156">www.wago.com/709-156</a>                   |
| <b>Cover</b>   |  |
| <b>Cover</b>   |  |
| <b>Item no.: 2010-100</b><br>Finger guard; touchproof cover protects unused conductor entries; yellow  | <a href="http://www.wago.com/2010-100">www.wago.com/2010-100</a>                 |

Subject to changes. Please also observe the further product documentation!




---

**Carrier rail**


---

## Mounting accessories

|  |  |
|--|--|
| <b>Item no.: 210-197</b><br>Steel carrier rail; 35 x 15 mm; 1.5 mm thick; 2 m long; slotted; similar to EN 60715; silver-colored       | <a href="http://www.wago.com/210-197">www.wago.com/210-197</a> |
| <b>Item no.: 210-198</b><br>Copper carrier rail; 35 x 15 mm; 2.3 mm thick; 2 m long; unslotted; according to EN 60715; copper-colored  | <a href="http://www.wago.com/210-198">www.wago.com/210-198</a> |
| <b>Item no.: 210-113</b><br>Steel carrier rail; 35 x 7.5 mm; 1 mm thick; 2 m long; unslotted; according to EN 60715; silver-colored    | <a href="http://www.wago.com/210-113">www.wago.com/210-113</a> |
| <b>Item no.: 210-118</b><br>Steel carrier rail; 35 x 15 mm; 2.3 mm thick; 2 m long; unslotted; according to EN 60715; silver-colored   | <a href="http://www.wago.com/210-118">www.wago.com/210-118</a> |
| <b>Item no.: 210-114</b><br>Steel carrier rail; 35 x 15 mm; 1.5 mm thick; 2 m long; unslotted; similar to EN 60715; silver-colored     | <a href="http://www.wago.com/210-114">www.wago.com/210-114</a> |
| <b>Item no.: 210-196</b><br>Aluminum carrier rail; 35 x 8.2 mm; 1.6 mm thick; 2 m long; unslotted; similar to EN 60715; silver-colored | <a href="http://www.wago.com/210-196">www.wago.com/210-196</a> |

---

**Protective warning marker**


---

## Cover

|  |  |
|--|--|
| <b>Item no.: 2010-115</b><br>Protective warning marker; for 5 terminal blocks; with high-voltage symbol, black; yellow | <a href="http://www.wago.com/2010-115">www.wago.com/2010-115</a> |
|--|--|

---

**Testing and measuring**


---

## Testing accessories

|   |  |
|---|--|
| <b>Item no.: 2009-174</b><br>Test plug adapter; for 4 mm Ø test plugs; for testing TOPJOB®S rail-mounted terminal blocks; gray              | <a href="http://www.wago.com/2009-174">www.wago.com/2009-174</a> |
| <b>Item no.: 2009-182</b><br>Testing tap; for max. 2.5 mm <sup>2</sup> ; tool-free connection for individual test wires 0.08 - 2.5 mm; gray | <a href="http://www.wago.com/2009-182">www.wago.com/2009-182</a> |
| <b>Item no.: 2010-511</b><br>Modular TOPJOB®S connector; modular; for jumper contact slot; 1-pole; 4,00 mm <sup>2</sup> ; gray              | <a href="http://www.wago.com/2010-511">www.wago.com/2010-511</a> |
| <b>Item no.: 2010-549</b><br>Spacer module; modular; e.g., for bridging commoned terminal blocks; gray                                      | <a href="http://www.wago.com/2010-549">www.wago.com/2010-549</a> |
| <b>Item no.: 210-136</b><br>Test plug; 2 mm Ø; with 500 mm cable; red   | <a href="http://www.wago.com/210-136">www.wago.com/210-136</a>   |

---

**Tool**


---

## Operating tool

|  |  |
|--|--|
| <b>Item no.: 210-721</b><br>Operating tool; Blade: 5.5 x 0.8 mm; with a partially insulated shaft; multicoloured | <a href="http://www.wago.com/210-721">www.wago.com/210-721</a> |
|--|--|

---

**Downloads****Documentation**

Subject to changes. Please also observe the further product documentation!

WAGO GmbH & Co. KG  
 Hansastr. 27  
 32423 Minden  
 Phone: +49571 887-0 | Fax: +49571 887-169  
 Email: [info.de@wago.com](mailto:info.de@wago.com) | Web: [www.wago.com](http://www.wago.com)

Do you have any questions about our products?  
 We are always happy to take your call at +49 (571) 887-44222.



### Bid Text

|                           |              |                 |          |
|---------------------------|--------------|-----------------|----------|
| 2110-1204<br>docx - Datei | 2019 年5月20 日 | docx<br>15.5 kB | Download |
|---------------------------|--------------|-----------------|----------|

|                          |              |               |          |
|--------------------------|--------------|---------------|----------|
| 2110-1204<br>X81 - Datei | 2019 年5月20 日 | xml<br>4.2 kB | Download |
|--------------------------|--------------|---------------|----------|

### Additional Information

|  |  |               |          |
|--|--|---------------|----------|
|  |  | pdf<br>2.3 MB | Download |
|--|--|---------------|----------|

### CAD/CAE-Data

#### CAD data

|                        |  |     |          |
|------------------------|--|-----|----------|
| 2D/3D Models 2110-1204 |  | URL | Download |
|------------------------|--|-----|----------|

#### CAE data

|                        |  |     |          |
|------------------------|--|-----|----------|
| ZUKEN Portal 2110-1204 |  | URL | Download |
|------------------------|--|-----|----------|

|                             |  |     |          |
|-----------------------------|--|-----|----------|
| EPLAN Data Portal 2110-1204 |  | URL | Download |
|-----------------------------|--|-----|----------|

### Environmental Product Compliance

#### Compliance Search

|  |  |     |          |
|--|--|-----|----------|
| Environmental Product Compliance 2110-1204 |  | URL | Download |
|--|--|-----|----------|

2-conductor through terminal block; with lever and Push-in CAGE CLAMP®; 10 mm²; with test port; suitable for Ex i applications; side and center marking; for DIN-rail 35 x 15 and 35 x 7.5; Push-in CAGE CLAMP®; 10,00 mm²; blue

### Installation Notes

#### Conductor termination


Subject to changes. Please also observe the further product documentation!




All conductor types at a glance



Push-in termination of solid conductors




Push-in termination of fine-stranded conductors with ferrules



Pull the lever up until it stops, then connect the fine-stranded conductor.



Push the lever back down – done!



Push the lever back down – done!

### Commoning

---

Subject to changes. Please also observe the further product documentation!



Insert a push-in type jumper bar and push down until it hits the backstop.




Commoning with step-down jumpers.

### Testing



Testing with a 2 mm Ø test plug (max. 42 V).

### Marking



Snapping a marking strip into a marker slot.



Snapping a marking strip into the marker slot.

## Product family

### TOPJOB® S

TOPJOB® S: In various industrial applications and modern building installations, WAGO's wide and versatile range of rail-mount terminal blocks provides more than just reliable electrical connections.

[Show all products from the family](#)

Subject to changes. Please also observe the further product documentation!