



**RAST**

TE Internal #: 1534415-2

Standard Edge Connectors, Wire-to-Board, 2 Position, .197 in [5 mm] Centerline, Insulation Displacement (IDC), 1 Row, Natural, PA 6, Fully Loaded

[View on TE.com >](#)

Connectors > PCB Connectors > Card Edge Connectors > Standard Edge Connectors



Connector System: **Wire-to-Board**

Number of Positions: **2**

Centerline (Pitch): **5 mm [ .197 in ]**

Termination Method to Wire & Cable: **Insulation Displacement (IDC)**

Number of Rows: **1**

**Features**

**Product Type Features**

Connector System	Wire-to-Board
Connector & Housing Type	Receptacle
Connector & Contact Terminates To	Printed Circuit Board

**Configuration Features**

Card Entry Style	Side
Number of Insulation Displacement Slots	2
Compatible With Wire & Cable Type	Discrete Wire
Number of Positions	2
Number of Rows	1
Connector Contact Load Condition	Fully Loaded
PCB Mount Orientation	Right Angle

**Electrical Characteristics**

Operating Voltage	250 VAC
-------------------	---------

**Body Features**



Primary Product Color	Natural
-----------------------	---------

### Contact Features

Contact Retention Within Housing	With
Contact Type	Socket
Contact Mating Area Plating Material Thickness	3 – 6 $\mu\text{m}$ [196.849 – 787.399 $\mu\text{in}$ ]
Contact Mating Area Plating Material	Tin
PCB Contact Termination Area Plating Material	Tin
Contact Base Material	Copper Nickel Silicon
Contact Current Rating (Max)	6 A

### Termination Features

Termination Method to Wire & Cable	Insulation Displacement (IDC)
------------------------------------	-------------------------------

### Mechanical Attachment

Mating Alignment Type	Keyed
Mating Retention	With
Mating Alignment	With
Contact Retention Type Within Housing	Locking Lance
PCB Mount Alignment	With
PCB Mount Retention	Without
Connector Mounting Type	Cable Mount (Free-Hanging)

### Housing Features

Housing Entry Configuration	One End Open
Centerline (Pitch)	5 mm[.197 in]
Housing Material	PA 6

### Dimensions

Connector Height	7.3 mm[.287 in]
PCB Thickness (Recommended)	1.5 mm[.059 in]
Compatible Insulation Diameter Range	2.2 mm[.087 in]
Wire Size	.35 – .5 mm <sup>2</sup>

### Usage Conditions

Operating Temperature Range	-40 – 110 °C[-40 – 230 °F]
-----------------------------	----------------------------

### Operation/Application

Circuit Application	Power
---------------------	-------



### Industry Standards

Agency/Standard	UL
UL Flammability Rating	UL 94V-2

### Packaging Features

Packaging Quantity	3850
Packaging Method	Tray

### Product Compliance

[For compliance documentation, visit the product page on TE.com>](#)

EU RoHS Directive 2011/65/EU	Compliant
EU ELV Directive 2000/53/EC	Compliant
China RoHS 2 Directive MIIT Order No 32, 2016	No Restricted Materials Above Threshold
EU REACH Regulation (EC) No. 1907/2006	Current ECHA Candidate List: JUNE 2023 (235) Candidate List Declared Against: JUNE 2023 (235) Does not contain REACH SVHC
Halogen Content	Not Low Halogen - contains Br or Cl > 900 ppm.
Solder Process Capability	Not applicable for solder process capability

#### Product Compliance Disclaimer

This information is provided based on reasonable inquiry of our suppliers and represents our current actual knowledge based on the information they provided. This information is subject to change. The part numbers that TE has identified as EU RoHS compliant have a maximum concentration of 0.1% by weight in homogenous materials for lead, hexavalent chromium, mercury, PBB, PBDE, DBP, BBP, DEHP, DIBP, and 0.01% for cadmium, or qualify for an exemption to these limits as defined in the Annexes of Directive 2011/65/EU (RoHS2). Finished electrical and electronic equipment products will be CE marked as required by Directive 2011/65/EU. Components may not be CE marked. Additionally, the part numbers that TE has identified as EU ELV compliant have a maximum concentration of 0.1% by weight in homogenous materials for lead, hexavalent chromium, and mercury, and 0.01% for cadmium, or qualify for an exemption to these limits as defined in the Annexes of Directive 2000/53/EC (ELV). Regarding the REACH Regulation, the information TE provides on SVHC in articles for this part number is based on the latest European Chemicals Agency (ECHA) 'Guidance on requirements for substances in articles' posted at this URL: <https://echa.europa.eu/guidance-documents/guidance-on-reach>


### Compatible Parts





TE Part # 1-1740533-2  
AMP DUOPLUG POW CONN .2POS  
W.PCB LOCKING



TE Part # 1394918-2  
DUOPLG5.0 BU-STE 2P




TE Part # 1534415-4  
DUOPL POW FEM CON4P




TE Part # 1534415-5  
DUOPL POW FEM CON5P



TE Part # 1534415-7  
DUOPL POW FEM CON7P



TE Part # 1-1534415-3  
DUOPL POW FEM CON3P



TE Part # 1534415-6  
DUOPL POW FEM CON6P



TE Part # 1394918-6  
DUOPLG5.0 BU-STE 6P



TE Part # 1534415-8  
DUOPL POW FEM CON8P



TE Part # 2-1394918-2  
DUOPLG5.0 BU-STE 2P



TE Part # 1-1534415-2  
DUOPL POW FEM CON2P



TE Part # 1394918-7  
DUOPLG5.0 BU-STE 7P



TE Part # 2-1534415-2  
DUOPL POW FEM CON2P



TE Part # 2-1534415-3  
DUOPL POW FEM CON3P



TE Part # 3-1534415-2  
DUOPL POW FEM CON2P



TE Part # 4-1534415-3  
DUOPL POW FEM CON 3P


TE Part # 1-2370536-2  
2P DUOPLUG POWER  
rearcode+wirebend

TE Part # 2-2370536-2  
2P DUOPLUG POWER  
rearcode+wirebend

TE Part # 2370536-2  
2P DUOPLUG POWER  
rearcode+wirebend

TE Part # 2388178-2  
DUOPLUG POW CONN 2P GW-V0

## Customers Also Bought



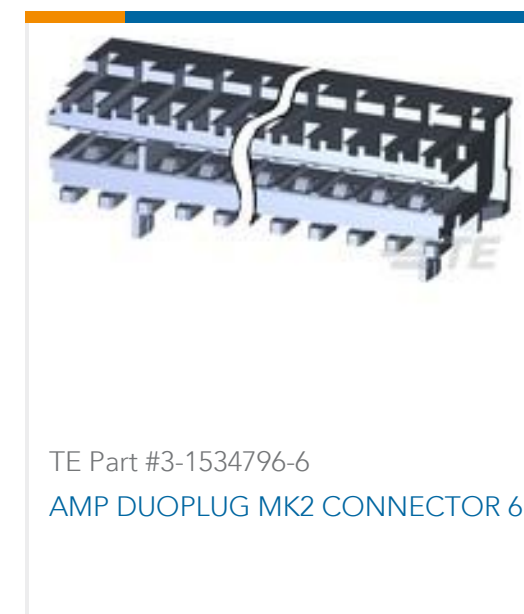
TE Part #3-1534796-5  
AMP DUOPLUG MK2 CONNECTOR 5P




TE Part #2112132-1  
JPT REC 2.8 Contact SRC Blank



TE Part #1534415-5  
DUOPL POW FEM CON5P



TE Part #3-1534796-6  
AMP DUOPLUG MK2 CONNECTOR 6P



TE Part #3-1534796-8  
AMP DUOPLUG MK2 CONNECTOR 8P



TE Part #3-1534798-3  
AMP DUOPLUG MK2 CONNECTOR 3P SELECTIVE



TE Part #2120050-1  
FF HOUSING 6P NYLON BLUE



TE Part #3-1534798-5  
AMP DUOPLUG MK2 CONNECTOR 5P SELECTIVE



TE Part #964131-6  
FF 110 TAB 0.2-0.5 MM2 .070 F NP CUSN4

## Documents

### Product Drawings

[DUOPL POW FEM CON2P](#)

English

### CAD Files

Customer View Model

[ENG\\_CVM\\_CVM\\_1534415-2\\_D.2d\\_dxf.zip](#)

English

### 3D PDF

3D

Customer View Model

[ENG\\_CVM\\_CVM\\_1534415-2\\_D.3d\\_igs.zip](#)

English

Customer View Model

[ENG\\_CVM\\_CVM\\_1534415-2\\_D.3d\\_stp.zip](#)

English

By downloading the CAD file I accept and agree to the [Terms and Conditions](#) of use.

## Datasheets & Catalog Pages





[1654742\\_HOUSEHOLD\\_APPLIANCES\\_RAST5](#)

English

---

**Product Specifications**

[Application Specification](#)

English

---

**Product Environmental Compliance**

[Product Compliance Document](#)

English

[Product Compliance Document](#)

English