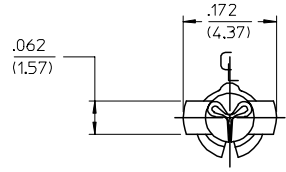


PART NO.	ENG. NO.
02-09-2133	1376-(P909)L
02-09-2134	1376-A(P909)L
02-09-6138	1376-(228)L
02-09-6132	1376-(558)L
02-09-6134	1376-A(558)L
50-34-8509	1376-A(P154)L

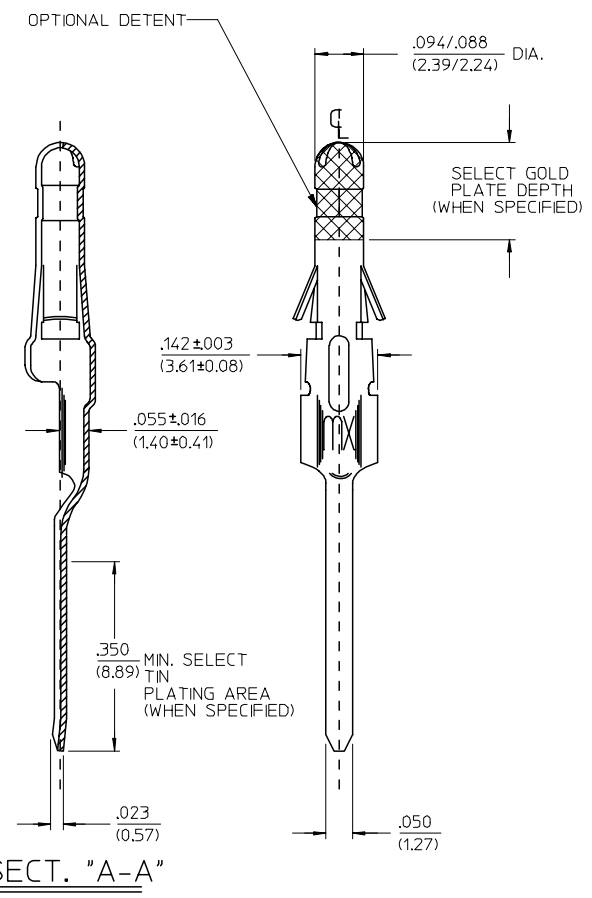
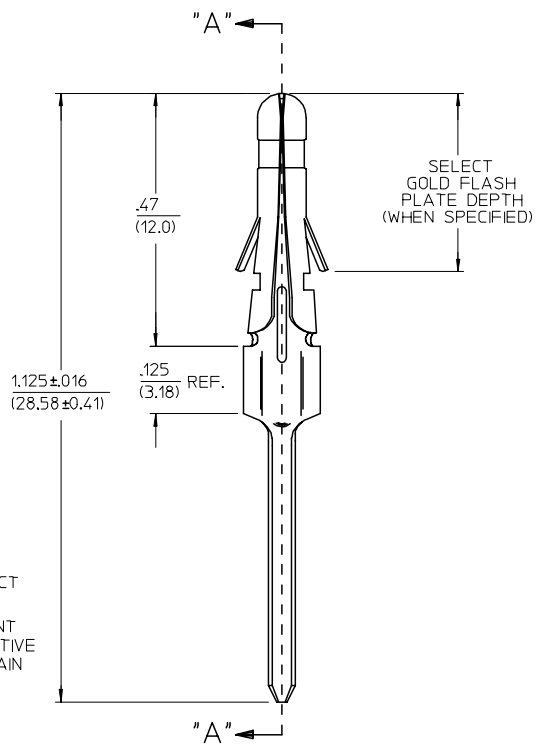


**LEGEND**

1376-\*(\*\*\*\*)\*  
 OPTIONAL DETENT  
 BLANK=WITH DETENT  
 A= WITHOUT DETENT  
 P=PREPLATE  
 BLANK=POSTPLATE  
 FORM  
 L=LOOSE  
 FINISH CODE

**NOTES:**

- MATERIAL: BRASS
- FINISHES:
  - \* 909 HOT TIN DIP .000100/(0.00254) MIN.
  - \* 154 OVERALL TIN .000100/(0.00254) MIN. OVER .000050/(0.00127) MIN. NICKEL OVERALL.
  - 558 SELECT GOLD PLATE .000030/(0.00076) MIN. IN CONTACT AREA OVER .000050/(0.00127) MIN. NICKLE OVERALL WITH .000010/(0.00025) MAX. GOLD FLASH.
  - \* 228 SELECT GOLD PLATE .000030/(0.00075) MIN. IN CONTACT AREA, SELECT TIN PLATE .000100/(0.00250) MIN. IN TAIL AREA OVER .000050/(0.00125) NICKLE OVERALL WITH SELECT GOLD FLASH .000010/(0.00025) MAX IN AREA INDICATED.
  - \* THE PRIMARY SHIPPING CARTON WILL BE LABELED, "COMPLIANT TO RoHS DIRECTIVE 2002/95/EC AND ELV ANNEX II OF DIRECTIVE 2000/53/EC", AND CARTONS WITHOUT THIS LABEL MAY CONTAIN PRODUCT WITH TIN-LEAD.
- PRODUCT SPECIFICATION: PS-02-09
- PACKAGING INFORMATION: NOT AVAILABLE.
- TERMINALS FOR USE WITH 0.093/(2.36) SERIES HOUSINGS.
- RECOMMENDED P.C. BOARD HOLE SIZE IS .062±0.002/(1.57±0.05) DIA.
- INSERTION FORCE: 3.5 LBS. MAX. WHEN TERMINAL IS INSERTED INTO AN .093 SERIES HOUSING.



**SECT. "A-A"**

ADD P/N 1376 -AP154L EC NO: UCP2006-2524 DRWN: AELHAG 2006/05/15 CHKD: LSCHMDT 2006/05/22 APPR: FSMITH 2006/07/14	QUALITY SYMBOLS -0 -0	GENERAL TOLERANCES (UNLESS SPECIFIED)	SCALE 6:1	DESIGN UNITS INCH	THIRD ANGLE PROJECTION	REVISE ON CAD ONLY													
		<table border="1"> <thead> <tr> <th></th> <th>mm</th> <th>INCH</th> </tr> </thead> <tbody> <tr> <td>4 PLACES</td> <td>± .010</td> <td>± .0004</td> </tr> <tr> <td>3 PLACES</td> <td>± .014</td> <td>± .0005</td> </tr> <tr> <td>2 PLACES</td> <td>± .025</td> <td>± .0010</td> </tr> <tr> <td>1 PLACE</td> <td>± .036</td> <td>± .0014</td> </tr> </tbody> </table>		mm	INCH	4 PLACES	± .010	± .0004	3 PLACES	± .014	± .0005	2 PLACES	± .025	± .0010	1 PLACE	± .036	± .0014	DIMENSION STYLE IN/MM	TITLE P.C. TAIL TERMINAL, MALE, .093/(2.36) DIA.
	mm	INCH																	
4 PLACES	± .010	± .0004																	
3 PLACES	± .014	± .0005																	
2 PLACES	± .025	± .0010																	
1 PLACE	± .036	± .0014																	
M1		DRAFT WHERE APPLICABLE MUST REMAIN WITHIN DIMENSIONS	DRAWN BY GC DATE 1991/02/18	CHECKED BY RW DATE 1991/02/18	MOLEX INCORPORATED														
			APPROVED BY GWF DATE 1991/02/19	MATERIAL NO. SEE CHART	DOCUMENT NO. SD-1376-*	SHEET NO. 1 OF 1													
			THIS DRAWING CONTAINS INFORMATION THAT IS PROPRIETARY TO MOLEX INCORPORATED AND SHOULD NOT BE USED WITHOUT WRITTEN PERMISSION																