

**Data sheet | Item number: 294-5015**

Lighting connector; push-button, external; without ground contact; L3-L2-L1-PE-N; 5-pole; Lighting side: for solid conductors; Inst. side: for all conductor types; max. 2.5 mm<sup>2</sup>; Surrounding air temperature: max 85°C (T85); 2,50 mm<sup>2</sup>; white



[www.wago.com/294-5015](http://www.wago.com/294-5015)



Color:

Subject to changes. Please also observe the further product documentation!

WAGO GmbH & Co. KG  
Hansastr. 27  
32423 Minden  
Phone: +49571 887-0 | Fax: +49571 887-169  
Email: [info.de@wago.com](mailto:info.de@wago.com) | Web: [www.wago.com](http://www.wago.com)

Do you have any questions about our products?  
We are always happy to take your call at +49 (571) 887-44222.



### Item description

- External connection of solid, stranded and fine-stranded conductors
- Universal conductor termination (AWG, metric)
- Third contact located at the bottom of internal connection end
- Strain relief plate can be retrofitted

### Data

#### Electrical data

Subject to changes. Please also observe the further product documentation!



## Ratings per IEC/EN

Ratings per	IEC/EN 60998-1
Ratings (note)	Connection points
Nominal voltage (II/2)	500 V
Rated surge voltage (II/2)	4 kV
Rated current	24 A
Legend (ratings)	(II / 2) $\triangleq$ Overvoltage category II / Pollution degree 2

## Ratings per IEC/EN 2

Ratings per 2	IEC/EN 60998-2-2
Ratings (note) 2	Connection points
Rated voltage (II/2) 2	500 V
Rated surge voltage (II/2) 2	4 kV
Rated current 2	24 A

## Connection data

Connection points	25
Total number of potentials	5
Number of connection types	4
PE function	without PE contact

## Connection 1

Connection type 1	External 1
Connection technology	Push-in CAGE CLAMP <sup>®</sup>
Number of connection points	2
Actuation type	Push-button
Connectable conductor materials	Copper
Solid conductor	0.5 ... 2.5 mm <sup>2</sup> / 18 ... 12 AWG
Solid conductor; push-in termination	0.5 ... 2.5 mm <sup>2</sup> / 18 ... 12 AWG
Stranded conductor	0.5 ... 2.5 mm <sup>2</sup> / 18 ... 14 AWG
Fine-stranded conductor	0.5 ... 2.5 mm <sup>2</sup> / 18 ... 14 AWG
Fine-stranded conductor; with insulated ferrule	0.5 ... 1.5 mm <sup>2</sup> / 18 ... 16 AWG
Fine-stranded conductor; with uninsulated ferrule	0.5 ... 1.5 mm <sup>2</sup> / 18 ... 16 AWG
Fine-stranded conductor; with ferrule; push-in termination	0.5 mm <sup>2</sup> / 18 AWG
Strip length	8 ... 9 mm / 0.31 ... 0.35 inches

Subject to changes. Please also observe the further product documentation!



Pole number	5
Wiring direction	Side-entry wiring

### Connection 2

Connection type 2	Internal 2
Connection technology 2	PUSH WIRE®
Number of connection points 2	1
Actuation type 2	Push-in
Solid conductor 2	0.5 ... 2.5 mm <sup>2</sup> / 18 ... 14 AWG
Fine-stranded conductor; with insulated ferrule 2	0.5 ... 1 mm <sup>2</sup> / 18 ... 16 AWG
Fine-stranded conductor; with uninsulated ferrule 2	0.5 ... 1.5 mm <sup>2</sup> / 18 ... 14 AWG
Strip length 2	8 ... 9 mm / 0.31 ... 0.35 inches

### Connection 3

Connection type 3	Internal 3
Connection technology 3	PUSH WIRE®
Number of connection points 3	1
Actuation type 3	Push-in
Solid conductor 3	0.5 ... 1.5 mm <sup>2</sup> / 18 ... 16 AWG
Fine-stranded conductor; with insulated ferrule 3	0.5 ... 0.75 mm <sup>2</sup> / 18 AWG
Fine-stranded conductor; with uninsulated ferrule 3	0.5 ... 1 mm <sup>2</sup> / 18 AWG
Strip length 3	8 ... 9 mm / 0.31 ... 0.35 inches

### Connection 4

Connection type 4	Internal 4
Connection technology 4	PUSH WIRE®
Number of connection points 4	1
Actuation type 4	Push-in
Solid conductor 4	0.5 ... 0.75 mm <sup>2</sup> / 18 AWG
Strip length 4	8 ... 9 mm / 0.31 ... 0.35 inches

### Physical data

Pin spacing	10 mm / 0.394 inches
Width	50 mm / 1.969 inches
Height	21.53 mm / 0.848 inches
Height from the surface	17 mm / 0.669 inches

Subject to changes. Please also observe the further product documentation!

WAGO GmbH & Co. KG  
 Hansastr. 27  
 32423 Minden  
 Phone: +49571 887-0 | Fax: +49571 887-169  
 Email: [info.de@wago.com](mailto:info.de@wago.com) | Web: [www.wago.com](http://www.wago.com)

Do you have any questions about our products?  
 We are always happy to take your call at +49 (571) 887-44222.



Depth	27.3 mm / 1.075 inches
-------	------------------------

## Mechanical Data

Marking	L3-L2-L1- $\frac{1}{2}$ -N
Mounting type	Snap-in foot

## Material Data

Note (material data)	Information on material specifications can be found here
Color	white
Material group	IIIa
Insulation material	Polycarbonate (PC)
Flammability class per UL94	V0
Clamping spring material	Chrome-nickel spring steel (CrNi)
Contact material	Electrolytic copper (E <sub>Cu</sub> )
Contact plating	Tin
Fire load	0.302 MJ
Halogen-free	Yes
Weight	15.2 g

## Environmental requirements

Temperature stability	120 °C
T marking	T85

## Commercial data

Product Group	8 (Misc. Chassis Mount Blocks)
eCl@ss 10.0	27-14-11-06
eCl@ss 9.0	27-14-11-06
ETIM 8.0	EC001284
ETIM 7.0	EC001284
PU (SPU)	250 pcs
Packaging type	Foil
Country of origin	CH
GTIN	4050821098171
Customs tariff number	85369010000

Subject to changes. Please also observe the further product documentation!

WAGO GmbH & Co. KG  
 Hansastr. 27  
 32423 Minden  
 Phone: +49571 887-0 | Fax: +49571 887-169  
 Email: [info.de@wago.com](mailto:info.de@wago.com) | Web: [www.wago.com](http://www.wago.com)

Do you have any questions about our products?  
 We are always happy to take your call at +49 (571) 887-44222.



## Environmental Product Compliance

CAS-No.	131651-65-5 144317-44-2 220133-51-7 220689-12-3 25628-08-4 29420-49-3 375-73-5 503155-89-3 507453-86-3 68259-10-9
REACH Candidate List Substance	Perfluorobutane sulfonic acid (PFBS) and its salts
RoHS Compliance Status	Compliant, With Exemption
RoHS Exemption	6(c) 7(a) 7(c)-I 7(c)-II
SCIP notification number (Austria)	74955bee-e9bc-4f37-bd6e-052c745cec90
SCIP notification number (Belgium)	e4551a96-f93f-4081-9999-2e8e8d968498
SCIP notification number (Bulgaria)	fd7a2383-f3de-41a3-bb02-7e1257701b23
SCIP notification number (Czech Republic)	6678279d-c9ef-41f0-93ab-41f98885f285
SCIP notification number (Denmark)	d22e9627-504d-42d5-977f-99b9d2fc5bd5
SCIP notification number (Finland)	c52da033-96e7-495a-a4fe-50b9425e5e54
SCIP notification number (France)	a1626612-3276-4013-bf6a-1ce90562d0b7
SCIP notification number (Germany)	71220457-37a8-4267-b914-a9fc0d4cedf0
SCIP notification number (Hungary)	d041466e-d3e0-4e5b-b2f3-27fafaeeaaa0
SCIP notification number (Italy)	5a792dc6-cc0d-4ec5-aac5-a16edb5a8fcc
SCIP notification number (Netherlands)	7942f7af-2e1c-4386-ba5d-c2c206d46a3e
SCIP notification number (Poland)	7a7e2ee0-d1c5-4ed7-933e-a25ac6c48072
SCIP notification number (Romania)	87cb117d-df18-4b74-82ed-35e58a34189d
SCIP notification number (Sweden)	b5d2780e-7b06-4ae0-ba7c-07e6d9b70844

## Approvals / Certificates

### General approvals

Logo	Approval	Additional Approval Text	Certificate name
	ENEC 05 DEKRA Certification B.V.	EN 60998	2128791.01

### Declarations of conformity and manufacturer's declarations

Certificate

Subject to changes. Please also observe the further product documentation!

WAGO GmbH & Co. KG  
Hansastr. 27  
32423 Minden  
Phone: +49571 887-0 | Fax: +49571 887-169  
Email: [info.de@wago.com](mailto:info.de@wago.com) | Web: [www.wago.com](http://www.wago.com)

Do you have any questions about our products?  
We are always happy to take your call at +49 (571) 887-44222.



Logo	Approval	Additional Approval Text	name
	<b>EU-Declaration of Conformity</b> WAGO GmbH & Co. KG	-	-
	<b>UK-Declaration of Conformity</b> WAGO GmbH & Co. KG	-	-

## Optional accessories

### Strain relief

Strain relief		
<b>Item no.: 294-370</b> Strain relief; for 294 Series; with snap-in mounting feet; white		<a href="http://www.wago.com/294-370">www.wago.com/294-370</a>
<b>Item no.: 294-375</b> Strain relief; for 294 Series; without snap-in mounting feet; white		<a href="http://www.wago.com/294-375">www.wago.com/294-375</a>
<b>Strain relief plate</b>		
<b>Item no.: 294-364</b> Strain relief plate; for 294 Series; for multicore cables; 3- to 5-pole; with secured clamp; white		<a href="http://www.wago.com/294-364">www.wago.com/294-364</a>
<b>Item no.: 294-384</b> Strain relief plate; for 294 Series; for single strands; 3- to 5-pole; with secured clamp; white		<a href="http://www.wago.com/294-384">www.wago.com/294-384</a>

### Tool

Operating tool		
<b>Item no.: 206-294</b> Disconnection tool; green		<a href="http://www.wago.com/206-294">www.wago.com/206-294</a>

## Downloads

### Documentation

#### Bid Text

294-5015 X81 - Datei	2019 年2月19 日	xml 5.7 kB	Download
294-5015 doc - Datei	2017 年6月13 日	doc 28.7 kB	Download

#### Additional Information

		pdf 2.3 MB	Download
--	--	---------------	----------

Subject to changes. Please also observe the further product documentation!

WAGO GmbH & Co. KG  
Hansastr. 27  
32423 Minden  
Phone: +49571 887-0 | Fax: +49571 887-169  
Email: [info.de@wago.com](mailto:info.de@wago.com) | Web: [www.wago.com](http://www.wago.com)

Do you have any questions about our products?  
We are always happy to take your call at +49 (571) 887-44222.

## CAD/CAE-Data

### CAD data

2D/3D Models 294-5015	<a href="#">URL</a>	<a href="#">Download</a>
-----------------------	---------------------	--------------------------

### CAE data

ZUKEN Portal 294-5015	<a href="#">URL</a>	<a href="#">Download</a>
-----------------------	---------------------	--------------------------

WSCAD Universe 294-5015	<a href="#">URL</a>	<a href="#">Download</a>
-------------------------	---------------------	--------------------------

## Environmental Product Compliance

### Compliance Search

Environmental Product Compliance 294-5015	<a href="#">URL</a>	<a href="#">Download</a>
---	---------------------	--------------------------

Lighting connector; push-button, external; without ground contact; L3-L2-L1-PE-N; 5-pole; Lighting side: for solid conductors; Inst. side: for all conductor types; max. 2.5 mm<sup>2</sup>; Surrounding air temperature: max 85°C (T85); 2,50 mm<sup>2</sup>; white

## Installation Notes

### Installation



5-pole – without ground contact



Snap-in foot




Subject to changes. Please also observe the further product documentation!





Drilled hole for snap-in mounting foot

**Conductor termination**



**Internal connection:**

PUSH WIRE® for internal wiring with solid conductors

**External connection:**

Push-in CAGE CLAMP® for field-wiring with all conductor types

---

Subject to changes. Please also observe the further product documentation!



Terminating five conductors per pole – solid and fine-stranded.



Subject to changes. Please also observe the further product documentation!