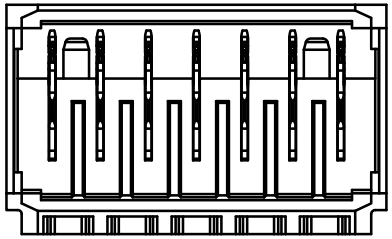

Kontaktübersicht:
contacts overview

L = lang / *long*
M = mittel / *middle*
S = kurz / *short*

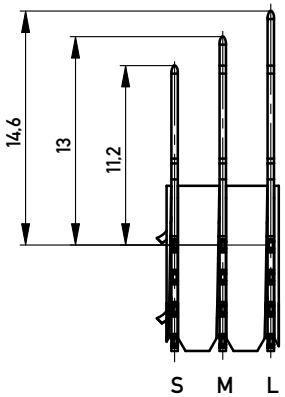

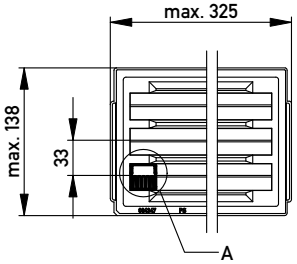

M 1 : 5

verpackt in Tray
VPE: 36 St.

tray packaging
packaging unit 36 pcs.

DETAIL A
MAßSTAB 1 : 1

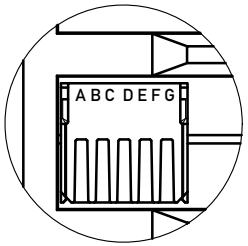

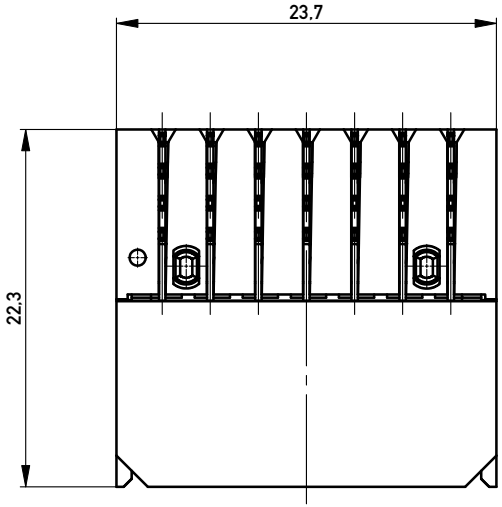

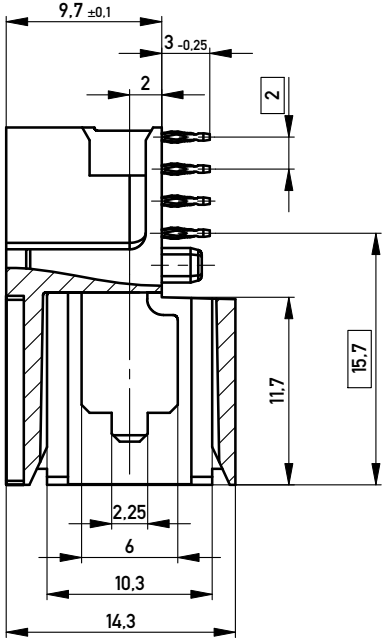

Bestückungsplan
contact layout

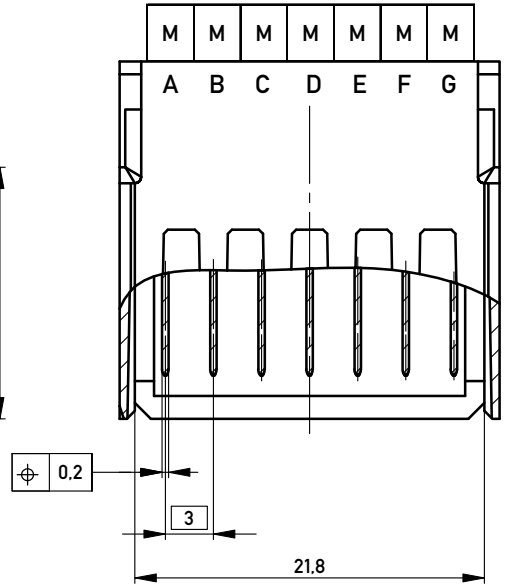

Gehäuse / *housing*: PBTP grau 30% GF / *PBTP gray 30 %GF*
Kontakte / *contacts*: Phosphor Bronze / *phosphor bronce*

Oberflächenbeschichtung / *plating*:
Kontaktbereich / *mating area*: 2-3 µm Ni 1,2 µm Au
Anschlussbereich / *termination*: 2-3 µm Ni 1 µm Sn matt

Bedruckungsvorschrift siehe Id.-Nr. 294996 /
printingcode Id.-No. 294996

Anforderungsstufe 1
class 1

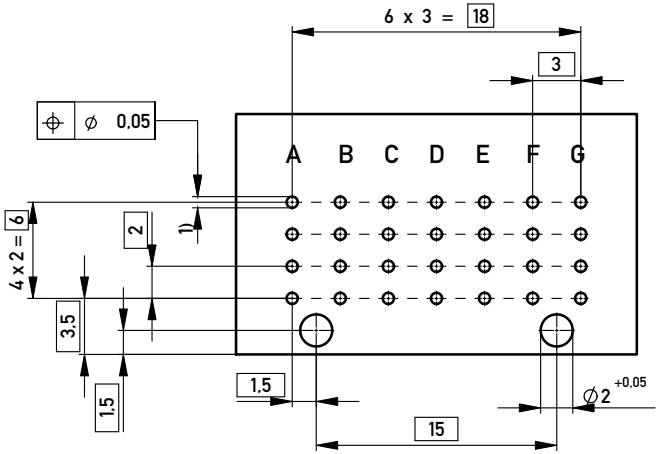

Lochbild für Leiterplatte
Board hole pattern

1) ⌀0,6 ±0,05 Durchmesser des metallisierten Loches
⌀ 0,6 ±0,05 Diameter of finished plated-through hole

Schichtaufbau im metallisierten Loch siehe Zeichnung 114406
Metal plating of planted-through hole see drawing 114406

Information:	Tolerances	All Dimensions in mm	Scale 3:1
All rights reserved. Only for Information. To ensure that this is the latest version of this drawing, please contact one of the ERNI companies before using.	Subject to modification without prior notice. Drawing will not be updated.		Designation: ERmet Messerl. PM 7 pol RC / *ERmet Male PM 7 pin RC*
- / Index	03.09.2007 / Date	ERNI www.ERNI.com	254992 — I — A3
			Class ERMPM

Copyright by ERNI GmbH
Proprietary notice pursuant to ISO 16016 to be observed.