

1

2

3

4

5

6

7

A

B

C

D

E

F

A

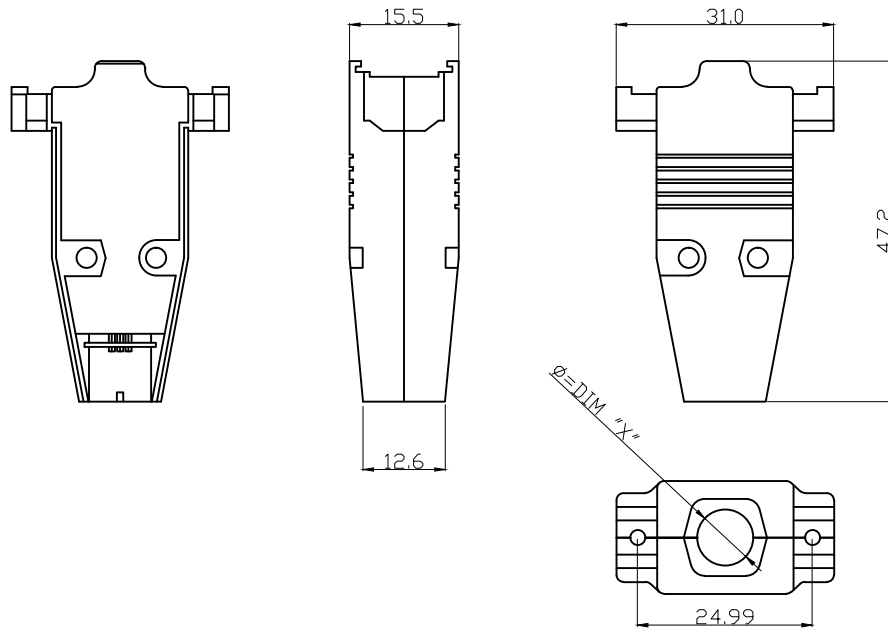
B

C

D

E

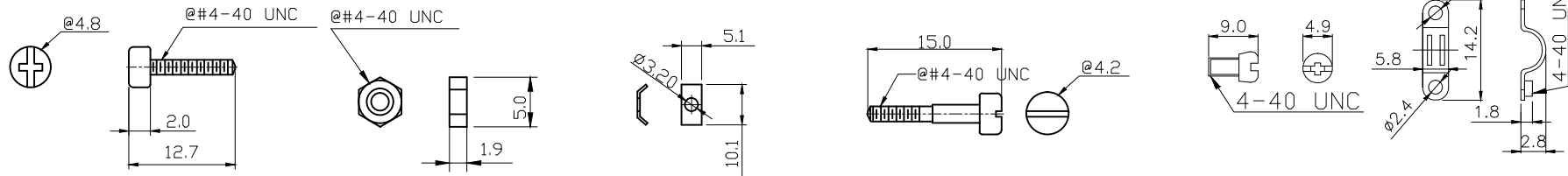
F



NOTE:


1. MATERIAL: zinc alloy
2. FINISHED: chromate plated
3. Contact No. : 09 Poles
4. CABLE ENTRY SIZE:
DIMENSION OF "X"=7.0mm
5. PARTS OPTION: SHORT SCREW

© AGP 09 G-METALL



⑤ Short screw and Clip

RoHS compliant

Scale	1:1	⑥	Correct PN	08.05.2019	Xavier		Date	Name	Customer-No.
TOLERANCE		⑤	Add dim. of Clip and short screw	12.12.2018	Xavier	Drawn	07.12.2007	Ken	ASSMANN WSW-No. © AGP xx G-METALL
X.	±0.5	④	Add the 50 poles	09.01.2015	Winnie	Approved	09.01.2015	Winnie	
X.X	±0.3	③	Modify dimension X	25.11.2009	Dean				Drawing-No. ASS 0464 CO
X.XX	±0.2	②	Update	03.11.2009	Dean				
DIM	TOL	①	Drawn	07.12.2007	Ken				rev06
Angle	±5°	Id.	Modification	Date	Name				
									Replace

1

2

3

4

5

6

7

SV3762

1

2

3

4

5

6

7

A

B

C

D

E

F

G

H

A

B

C

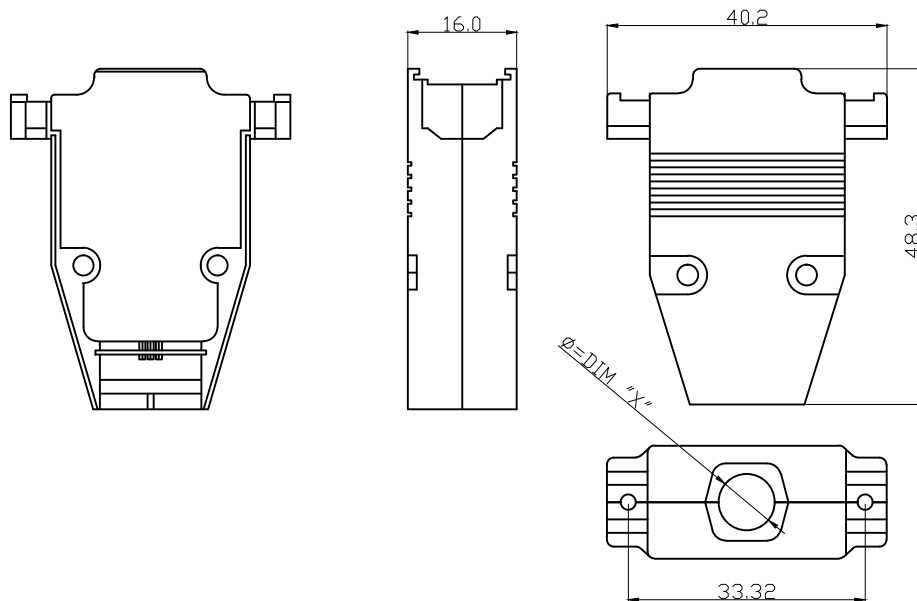
D

E

F

G

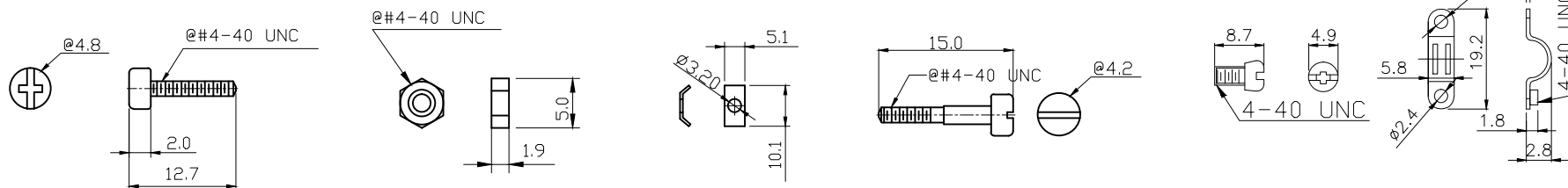
H



NOTE:

1. MATERIAL: zinc alloy
2. FINISHED: chromate plated
3. Contact No. : 15 Poles
4. CABLE ENTRY SIZE:
DIMENSION OF "X"=10.0mm
5. PARTS OPTION: SHORT SCREW

© AGP 15 G-METALL



⑤ Short screw and Clip

RoHS compliant

Scale	1:1	⑥	Correct PN	08.05.2019	Xavier		Date	Name	Customer-No.	
TOLERANCE		⑤	Add dim. of Clip and short screw	12.12.2018	Xavier	Drawn	07.12.2007	Ken	ASSMANN WSW-No. © AGP xx G-METALL	
X.	±0.5	④	Add the 50 poles	09.01.2015	Winnie	Approved	09.01.2015	Winnie		
X.X	±0.3	③	Modify dimension X	25.11.2009	Dean				Drawing-No.	
X.XX	±0.2	②	Update	03.11.2009	Dean				ASS 0464 CO	rev06
DIM	TOL	①	Drawn	07.12.2007	Ken				Replace	Sheet
Angle	±5°	Id.	Modification	Date	Name					2/5

1

2

3

4

5

6

7

SV3762

	1	2	3	4	5	6	7																																																																			
A							<p>NOTE:</p> <p>1. MATERIAL: zinc alloy 2. FINISHED: chromate plated 3. Contact No. : 25 Poles 4. CABLE ENTRY SIZE: DIMENSION OF "X" =10.0mm 5. PARTS OPTION: SHORT SCREW</p>	A																																																																		
B									B																																																																	
C							<p>Ⓞ AGP 25 G-METALL</p>		C																																																																	
D									D																																																																	
E								E																																																																		
F							<p>Ⓞ Short screw and Clip</p>		F																																																																	
G	<p>RoHS compliant</p>		<table border="1"> <tr> <td>Scale</td> <td>1:1</td> <td>Ⓞ</td> <td>Correct PN</td> <td>08.05.2019</td> <td>Xavier</td> <td></td> <td>Date</td> <td>Name</td> <td>Customer-No.</td> </tr> <tr> <td colspan="2">TOLERANCE</td> <td>Ⓟ</td> <td>Add dim. of Clip and short screw</td> <td>12.12.2018</td> <td>Xavier</td> <td>Drawn</td> <td>07.12.2007</td> <td>Ken</td> <td rowspan="3">ASSMANN WSW-No. Ⓞ AGP xx G-METALL</td> </tr> <tr> <td>X.</td> <td>±0.5</td> <td>④</td> <td>Add the 50 poles</td> <td>09.01.2015</td> <td>Winnie</td> <td>Approved</td> <td>09.01.2015</td> <td>Winnie</td> </tr> <tr> <td>X.X</td> <td>±0.3</td> <td>③</td> <td>Modify dimension X</td> <td>25.11.2009</td> <td>Dean</td> <td></td> <td></td> <td></td> </tr> <tr> <td>X.XX</td> <td>±0.2</td> <td>②</td> <td>Update</td> <td>03.11.2009</td> <td>Dean</td> <td colspan="3" rowspan="3"> </td> <td>Drawing-No.</td> </tr> <tr> <td>DIM</td> <td>TOL</td> <td>①</td> <td>Drawn</td> <td>07.12.2007</td> <td>Ken</td> <td>ASS 0464 CO</td> <td>rev06</td> </tr> <tr> <td>Angle</td> <td>±5°</td> <td>Id.</td> <td>Modification</td> <td>Date</td> <td>Name</td> <td>Replace</td> <td>Sheet 3/5</td> </tr> </table>							Scale	1:1	Ⓞ	Correct PN	08.05.2019	Xavier		Date	Name	Customer-No.	TOLERANCE		Ⓟ	Add dim. of Clip and short screw	12.12.2018	Xavier	Drawn	07.12.2007	Ken	ASSMANN WSW-No. Ⓞ AGP xx G-METALL	X.	±0.5	④	Add the 50 poles	09.01.2015	Winnie	Approved	09.01.2015	Winnie	X.X	±0.3	③	Modify dimension X	25.11.2009	Dean				X.XX	±0.2	②	Update	03.11.2009	Dean				Drawing-No.	DIM	TOL	①	Drawn	07.12.2007	Ken	ASS 0464 CO	rev06	Angle	±5°	Id.	Modification	Date	Name	Replace	Sheet 3/5	G
Scale	1:1	Ⓞ	Correct PN	08.05.2019	Xavier		Date	Name	Customer-No.																																																																	
TOLERANCE		Ⓟ	Add dim. of Clip and short screw	12.12.2018	Xavier	Drawn	07.12.2007	Ken	ASSMANN WSW-No. Ⓞ AGP xx G-METALL																																																																	
X.	±0.5	④	Add the 50 poles	09.01.2015	Winnie	Approved	09.01.2015	Winnie																																																																		
X.X	±0.3	③	Modify dimension X	25.11.2009	Dean																																																																					
X.XX	±0.2	②	Update	03.11.2009	Dean				Drawing-No.																																																																	
DIM	TOL	①	Drawn	07.12.2007	Ken				ASS 0464 CO	rev06																																																																
Angle	±5°	Id.	Modification	Date	Name				Replace	Sheet 3/5																																																																
H										H																																																																
	1	2	3	4	5	6	7	SV3762																																																																		

1

2

3

4

5

6

7

A

A

B

B

C

C

D

D

E

E

F

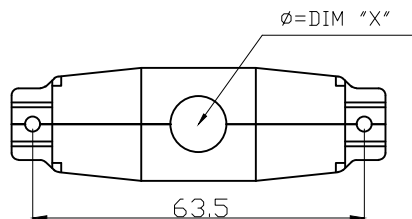
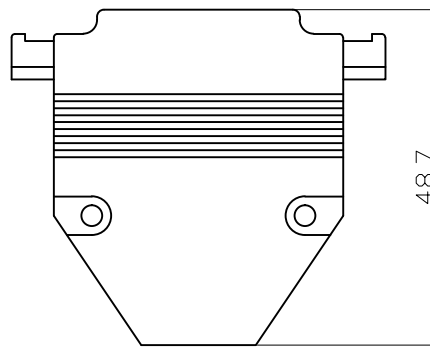
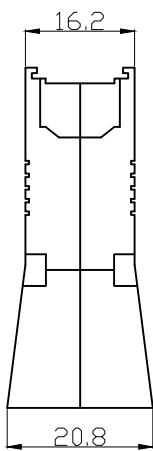
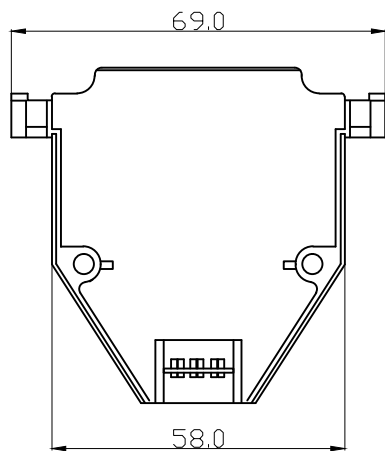
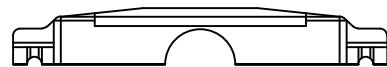
F

G

G

H

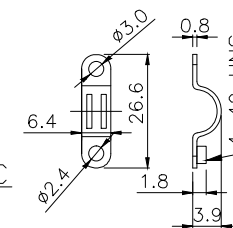
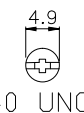
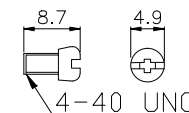
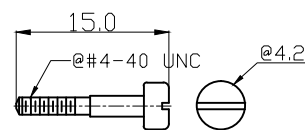
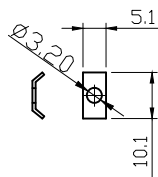
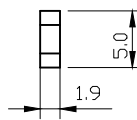
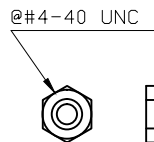
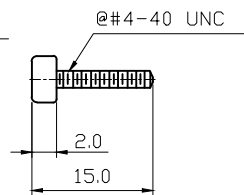
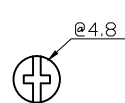
H



NOTE:


1. MATERIAL: zinc alloy
2. FINISHED: chromate plated
3. Contact No. : 37 Poles
4. CABLE ENTRY SIZE:
DIMENSION OF "X" =14.0mm

© AGP 37 G-METALL



⑤ Short screw and Clip

RoHS compliant

Scale	1:1	⑥	Correct PN	08.05.2019	Xavier		Date	Name	Customer-No.	
TOLERANCE		⑤	Add dim. of Clip and short screw	12.12.2018	Xavier	Drawn	07.12.2007	Ken	ASSMANN WSW-No. © AGP xx G-METALL	
X.	±0.5	④	Add the 50 poles	09.01.2015	Winnie	Approved	09.01.2015	Winnie		
X.X	±0.3	③	Modify dimension X	25.11.2009	Dean				Drawing-No.	
X.XX	±0.2	②	Update	03.11.2009	Dean				ASS 0464 CO	rev06
DIM	TOL	①	Drawn	07.12.2007	Ken				Replace	Sheet
Angle	±5°	Id.	Modification	Date	Name				4/5	

1

2

3

4

5

6

7

SV3762

1

2

3

4

5

6

7

A

A

B

B

C

C

D

D

E

E

F

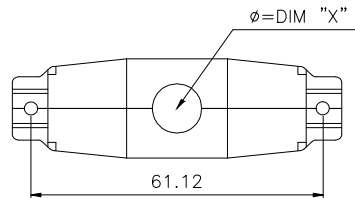
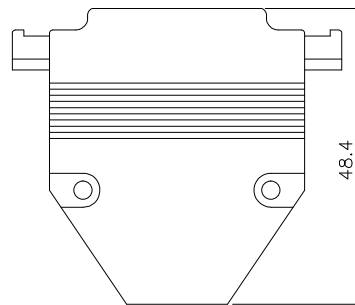
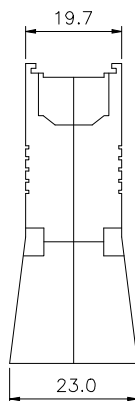
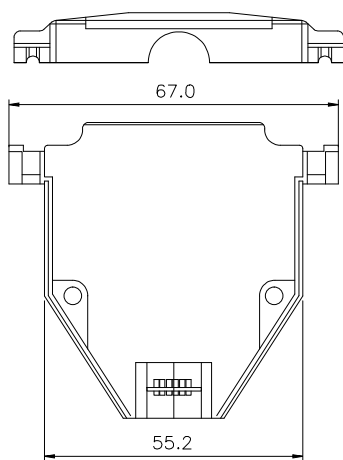
F

G

G

H

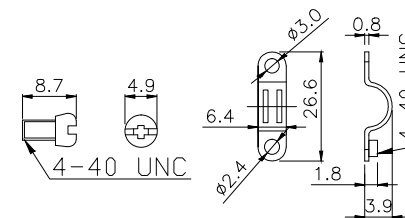
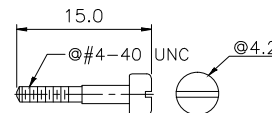
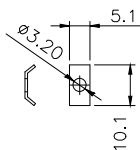
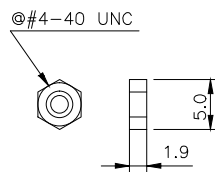
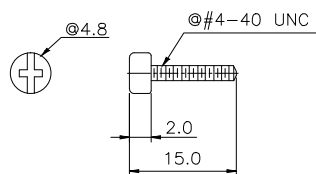
H



NOTE:


1. MATERIAL: zinc alloy
2. FINISHED: chromate plated
3. Contact No. : 50 Poles
4. CABLE ENTRY SIZE:
DIMENSION OF "X" =14.5mm

© AGP 50 G-METALL



⑤ Short screw and Clip

RoHS compliant

Scale	1:1	⑥	Correct PN	08.05.2019	Xavier		Date	Name	Customer-No.
TOLERANCE									
X.	±0.5	⑤	Add dim. of Clip and short screw	12.12.2018	Xavier	Drawn	07.12.2007	Ken	ASSMANN WSW-No. © AGP xx G-METALL
X.X	±0.3	④	Add the 50 poles	09.01.2015	Winnie	Approved	09.01.2015	Winnie	
X.XX	±0.2	③	Modify dimension X	25.11.2009	Dean				Drawing-No. ASS 0464 CO rev06
DIM	TOL	②	Update	03.11.2009	Dean				
Angle	±5°	①	Drawn	07.12.2007	Ken				Replace
		Id.	Modification	Date	Name				

1

2

3

4

5

6

7

SV3762