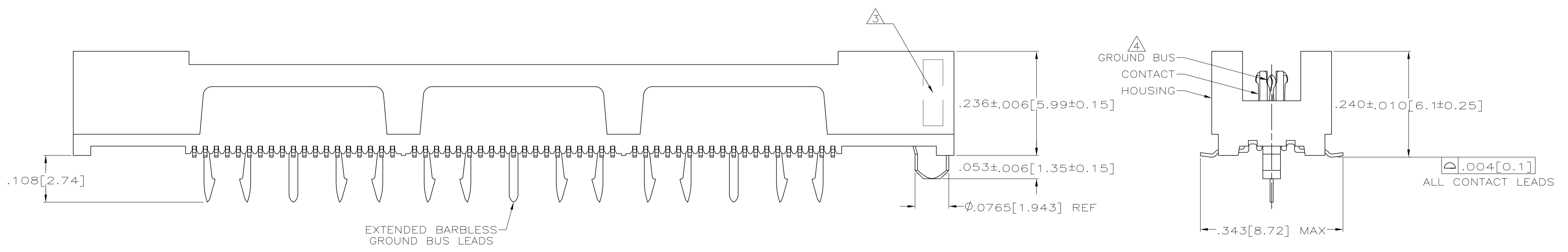


- $\triangle 1$ HOUSING: LIQUID CRYSTAL POLYMER, COLOR BLACK.
CONTACTS: HIGH RELIABILITY COPPER ALLOY.
GROUND BUSES: PHOSPHOR BRONZE ALLOY, UNS C51100.
- $\triangle 2$ CONTACTS & GROUND BUSES: NICKEL UNDERPLATE ALL OVER, MATING SURFACE PLATED TO MEET LEVEL 2 PERFORMANCE REQUIREMENTS OF TE PRODUCT SPECIFICATION 108-1422, SOLDER TAILS PLATED TIN-LEAD.
- $\triangle 3$ DATE CODE MARKED IN AREA INDICATED ON SIDE OPPOSITE POSITION #1.
- $\triangle 4$ ONE GROUND BUS WITH 5 TAILS PER EACH MODULE.
- $\triangle 5$ TOLERANCE NON-ACCUMULATIVE.
- $\triangle 6$ FOR STANDARD APPLICATIONS, ORIENTATION HOLE TO BE $\phi .094 \pm .002 [2.39 \pm 0.05]$.
FOR SLIP-FIT APPLICATIONS, ORIENTATION HOLE TO BE $\phi .079 \pm .001 [2.00 \pm 0.03]$.
- $\triangle 7$ CONNECTORS PACKAGED ON 13 INCH DIA REELS PER EIA 481.
- $\triangle 8$ NOT RELEASED FOR PRODUCTION.



SEE SHEET 2 FOR RECOMMENDED PC BOARD LAYOUT AND PACKAGING DETAIL

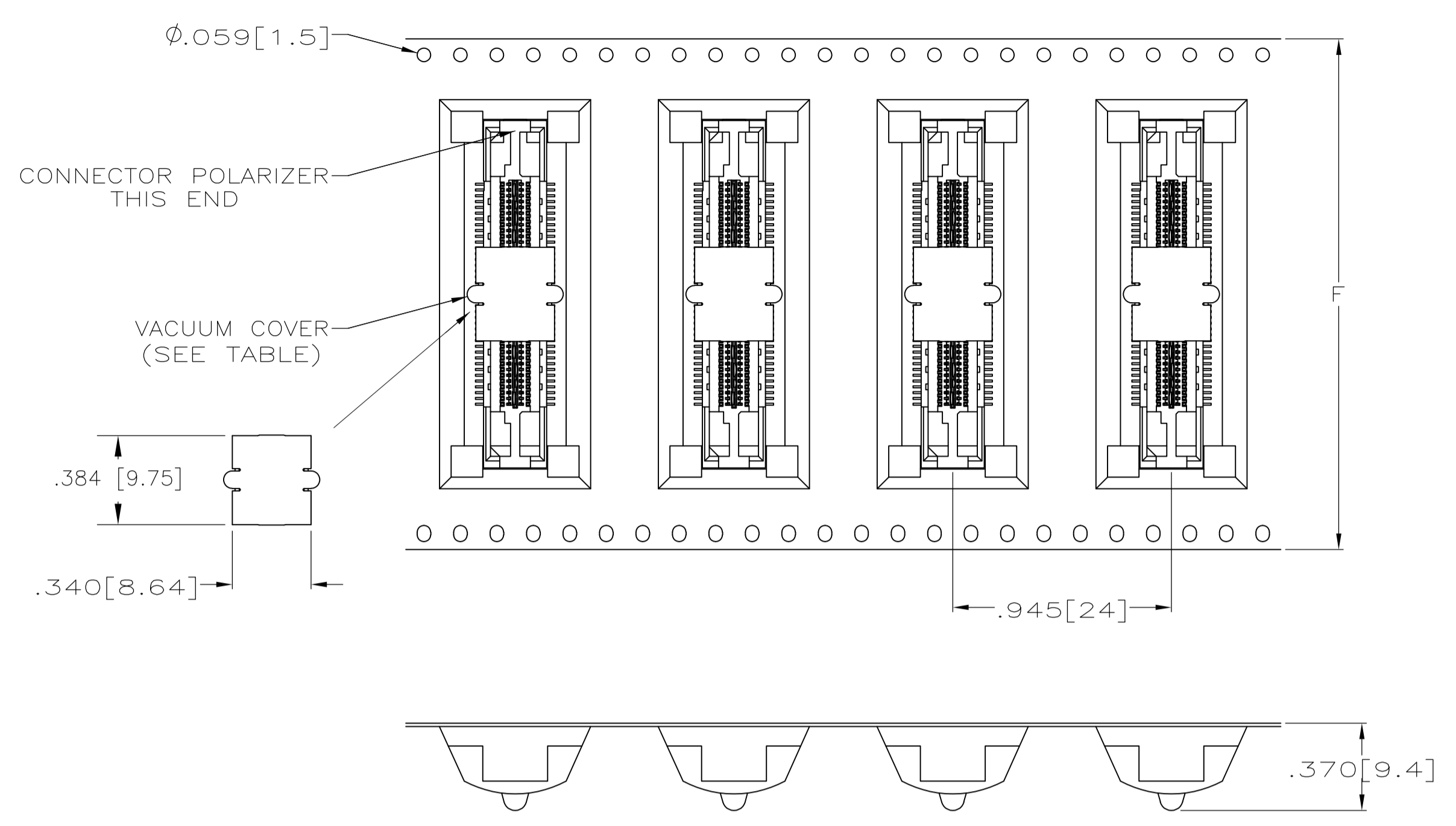
| | | | | | | | | | |
|---------------|-----------------------|-----------|-------------|---|--------------|--------------|-------------|-----------|-------------|
| $\triangle 8$ | NO | 3.465[88] | 2.000[50.8] | 4 | 2.450[62.23] | 2.900[73.66] | 3.000[76.2] | 190 | 1-767171-2 |
| $\triangle 8$ | NO | 3.465[88] | 1.500[38.1] | 3 | 1.950[49.53] | 2.400[60.96] | 2.500[63.5] | 152 | 1-767171-1 |
| $\triangle 8$ | NO | 2.835[72] | 1.000[25.4] | 2 | 1.450[36.83] | 1.900[48.26] | 2.000[50.8] | 114 | 1-767171-0 |
| $\triangle 8$ | NO | 2.205[56] | .500[12.7] | 1 | .950[24.13] | 1.400[35.56] | 1.500[38.1] | 76 | 767171-9 |
| $\triangle 8$ | NO | 1.732[44] | .000[0] | 0 | .450[11.43] | .900[22.86] | 1.000[25.4] | 38 | 767171-8 |
| | - | - | - | - | - | - | - | - | - |
| $\triangle 8$ | YES | 3.465[88] | 2.000[50.8] | 4 | 2.450[62.23] | 2.900[73.66] | 3.000[76.2] | 190 | 767171-5 |
| $\triangle 8$ | YES | 3.465[88] | 1.500[38.1] | 3 | 1.950[49.53] | 2.400[60.96] | 2.500[63.5] | 152 | 767171-4 |
| $\triangle 8$ | YES | 2.835[72] | 1.000[25.4] | 2 | 1.450[36.83] | 1.900[48.26] | 2.000[50.8] | 114 | 767171-3 |
| $\triangle 8$ | YES | 2.205[56] | .500[12.7] | 1 | .950[24.13] | 1.400[35.56] | 1.500[38.1] | 76 | 767171-2 |
| $\triangle 8$ | YES | 1.732[44] | .000[0] | 0 | .450[11.43] | .900[22.86] | 1.000[25.4] | 38 | 767171-1 |
| | VACUUM COVER INCLUDED | F | E | D | C | B | A | NO OF POS | PART NUMBER |

THIS DRAWING IS A CONTROLLED DOCUMENT.

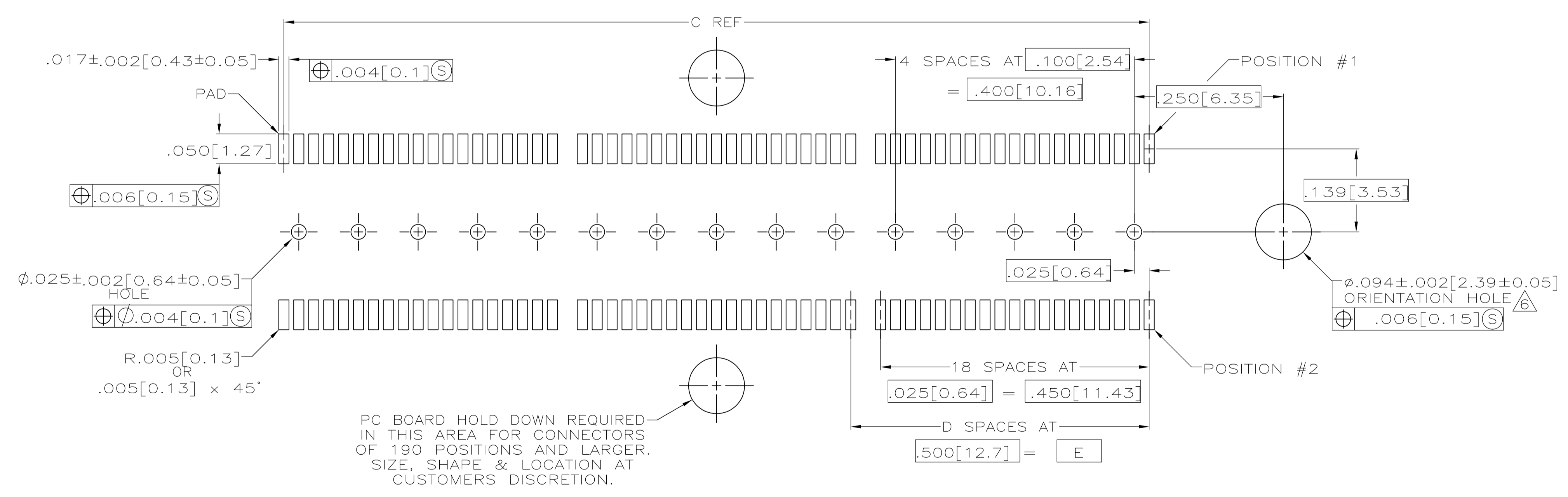
| | | | | | | | |
|--------------------|----------------------------------------|-----------|-----------|-----------|-----------|--------------------|------------|
| DIMENSIONS: INCHES | TOLERANCES UNLESS OTHERWISE SPECIFIED: | 0 PLC ± - | 1 PLC ± - | 2 PLC ± - | 3 PLC ± - | 4 PLC ± .005(0.13) | ANGLES ± - |
|--------------------|----------------------------------------|-----------|-----------|-----------|-----------|--------------------|------------|

| | | | | | | |
|----------|--------|-------------------------|------------------------|-------------------------|---------------|-----------------------------------------------------------|
| MATERIAL | FINISH | DRN DK SCHRUM 07MAR2002 | CHK DR DIXON 07MAR2002 | APVD DR DIXON 07MAR2002 | NAME | TYCO ELECTRONICS CORPORATION HARRISBURG, PA 17105-3608 |
| | | SIZE | CAGE CODE | DRAWING NO | RESTRICTED TO | |
| | | A1 | 00779 | 767171 | | |

CUSTOMER DRAWING SCALE 8:1 SHEET 1 OF 2 REV C1



PACKAGING DETAIL Δ
 SCALE 2:1
 DIMENSIONS ARE FOR REFERENCE



PC BOARD HOLD DOWN REQUIRED
 IN THIS AREA FOR CONNECTORS
 OF 190 POSITIONS AND LARGER.
 SIZE, SHAPE & LOCATION AT
 CUSTOMERS DISCRETION.

RECOMMENDED PC BOARD LAYOUT
 (VIEWED FROM CONNECTOR SIDE)

| | | | |
|----------------------------------------|--------------|-------------------------------|-----------------------------------------------------------------------------------------------------------|
| THIS DRAWING IS A CONTROLLED DOCUMENT. | | DN DK SCHRUM 07MAR2002 | Tyco Electronics Corporation Harrisburg, PA 17105-3608 |
| DIMENSIONS: INCHES | | CHK DR DIXON 07MAR2002 | |
| TOLERANCES UNLESS OTHERWISE SPECIFIED: | | APVD DR DIXON 07MAR2002 | NAME RECEPTACLE ASSEMBLY, VERTICAL, .025[0.64] CL, GULL WING LEADS, POCKET TAPE PACKAGED, MICTOR |
| 0 PL | ± - | APPLICATION SPEC | SIZE A1 |
| 1 PL | ± - | WEIGHT | CAGE CODE 00779 |
| 2 PL | ± - | CUSTOMER DRAWING | DRAWING NO. 767171 |
| 3 PL | ± .005(0.13) | SCALE | 8:1 |
| 4 PL | ± - | SHEET | 2 OF 2 |
| ANGLES | ± - | REV | C1 |