

Voltage Controlled Attenuator Module 5 - 2000 MHz

Rev. V4

Features

- Available in Surface Mount
- Low VSWR: <1.5:0
- Low Insertion Loss: 2.3 dB @ 1000 MHz
- Low Distortion: >75 dB @ 15 V
- RoHS* Compliant

Description

The G2 / SMG2 attenuator is a discrete hybrid design, which uses thin film manufacturing processes for accurate performance and high reliability.

The design used 3 pin diodes to provide a non linear attenuation response across a broadband frequency range. Both TO-8 and surface mount packages are hermetically sealed. MIL-STD-883 environmental screening is available.

Product Image



Electrical Specifications¹: $V_{CC} = 15\text{ V}$, $Z_0 = 50\ \Omega$

Parameter	Units	Typical	Guaranteed	
		+25°C	0° to +50°C	-54° to +85°C
Frequency	MHz	5 - 2200	5 - 2000	5 - 2000
Maximum Attenuation (min.)	dB	34	31	30
5 - 500 MHz		28	25	24
500 - 1000 MHz		22	20	18
1000 - 2000 MHz				
Insertion Loss ($V_{CTRL} = 15\text{ V}$) (max.)	dB	2.3	3.0	3.5
5 - 1000 MHz		2.8	3.5	4.0
1000 - 2000 MHz				
VSWR (worst case in attenuation range)	dB	<1.5:0	2.2:1	2.3:1
5 - 2000 MHz				
Flatness over Frequency (max.) (Attenuation = min. to 15 dB, 5 - 2000 MHz)	dB	±0.4	±0.8	±1.0
Switching Speed (max.)	µs	25	—	—
10% - 90 %		70		
0% - 100 %				
Bias Voltage	V	5	5	5
Control Voltage	V	0 - 15	0 - 15	0 - 15
Bias Current (max.)	mA	5.0	6.5	7.0
Control Current (max.)	mA	4	6	7

1. Over temperature performance limits for part MAAM-007987-000CG2 are guaranteed from 0°C to +50°C only.

* Restrictions on Hazardous Substances, European Union Directive 2011/65/EU.

1

Voltage Controlled Attenuator Module 5 - 2000 MHz

Rev. V4

Absolute Maximum Ratings^{2,3}

Parameter	Absolute Maximum
Short Term RF Input Power (1 minute max.)	200 mW
Peak Power (3 μ s max.)	1 W
DC Voltage	18 V
DC Bias Voltage	10 V
"S" Series Burn-In Temperature	+125°C
Case Temperature	+125°C
Storage Temperature	-62°C to +125°C

- Exceeding any one or combination of these limits may cause permanent damage to this device.
- MACOM does not recommend sustained operation near these survivability limits.

Ordering Information

Part Number	Package
G2	TO-8
SMG2	Surface Mount
MAAM-007987-000CG2	SMA Connectorized ¹

- The Connectorized version is not RoHS compliant.

Handling Procedures

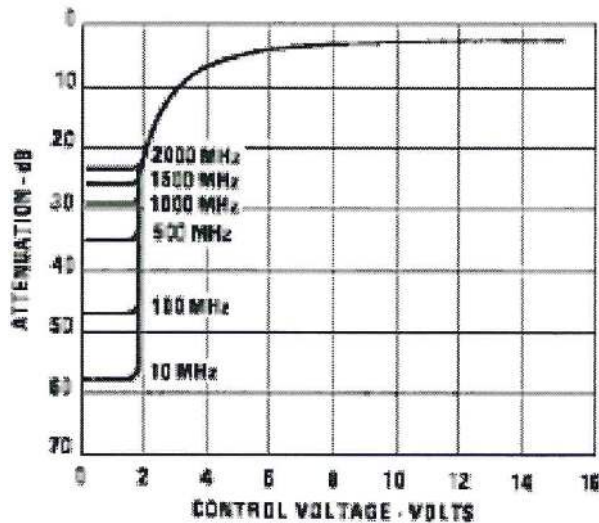
Please observe the following precautions to avoid damage:

Static Sensitivity

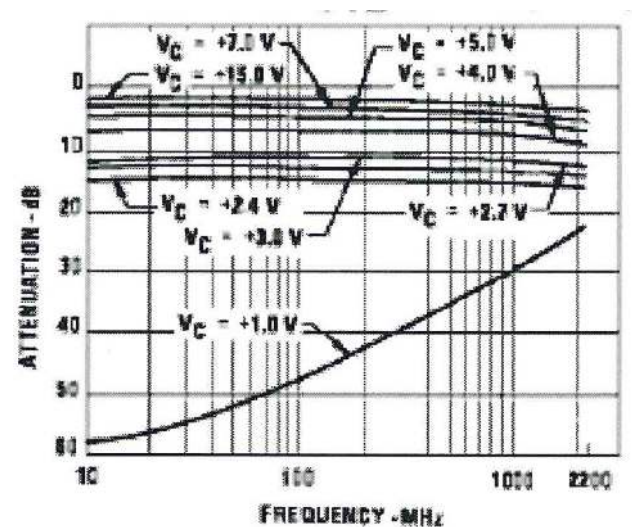
These electronic devices are sensitive to electrostatic discharge (ESD) and can be damaged by static electricity. Proper ESD control techniques should be used when handling these devices.

Typical Performance Curves

Attenuation vs. Control Voltage



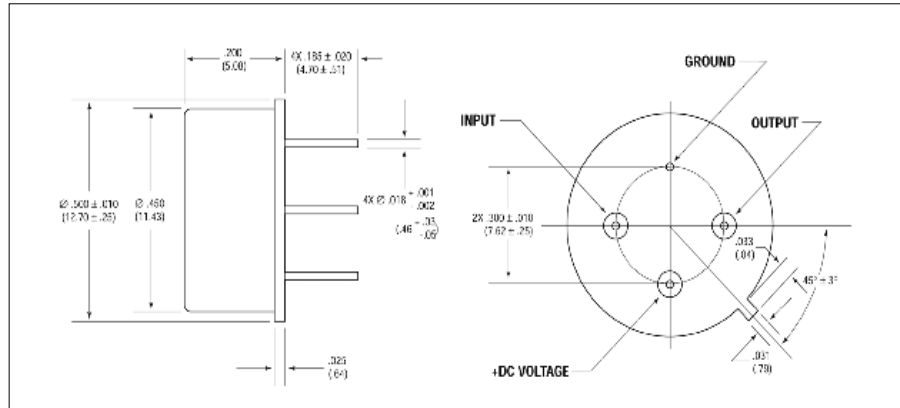
Attenuation vs. Control Voltage vs. Frequency



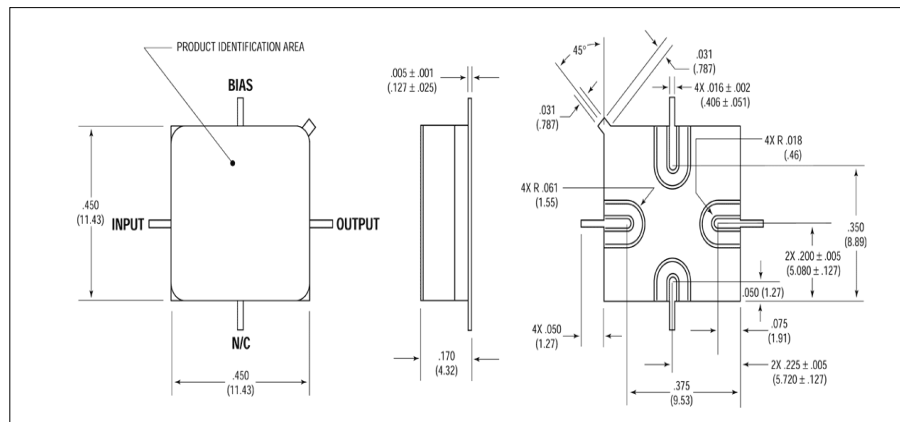
Voltage Controlled Attenuator Module 5 - 2000 MHz

Rev. V4

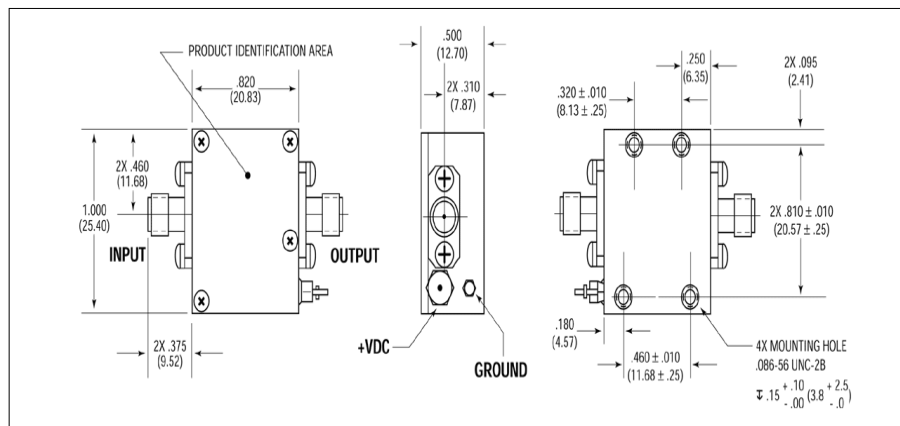
Outline Drawing: TO-8 *



Outline Drawing: Surface Mount



Outline Drawing: SMA Connectorized



* Dimensions are inches (millimeters) ±0.015 (0.38) unless otherwise specified.

M/A-COM Technology Solutions Inc. All rights reserved.

Information in this document is provided in connection with M/A-COM Technology Solutions Inc ("MACOM") products. These materials are provided by MACOM as a service to its customers and may be used for informational purposes only. Except as provided in MACOM's Terms and Conditions of Sale for such products or in any separate agreement related to this document, MACOM assumes no liability whatsoever. MACOM assumes no responsibility for errors or omissions in these materials. MACOM may make changes to specifications and product descriptions at any time, without notice. MACOM makes no commitment to update the information and shall have no responsibility whatsoever for conflicts or incompatibilities arising from future changes to its specifications and product descriptions. No license, express or implied, by estoppel or otherwise, to any intellectual property rights is granted by this document.

THESE MATERIALS ARE PROVIDED "AS IS" WITHOUT WARRANTY OF ANY KIND, EITHER EXPRESS OR IMPLIED, RELATING TO SALE AND/OR USE OF MACOM PRODUCTS INCLUDING LIABILITY OR WARRANTIES RELATING TO FITNESS FOR A PARTICULAR PURPOSE, CONSEQUENTIAL OR INCIDENTAL DAMAGES, MERCHANTABILITY, OR INFRINGEMENT OF ANY PATENT, COPYRIGHT OR OTHER INTELLECTUAL PROPERTY RIGHT. MACOM FURTHER DOES NOT WARRANT THE ACCURACY OR COMPLETENESS OF THE INFORMATION, TEXT, GRAPHICS OR OTHER ITEMS CONTAINED WITHIN THESE MATERIALS. MACOM SHALL NOT BE LIABLE FOR ANY SPECIAL, INDIRECT, INCIDENTAL, OR CONSEQUENTIAL DAMAGES, INCLUDING WITHOUT LIMITATION, LOST REVENUES OR LOST PROFITS, WHICH MAY RESULT FROM THE USE OF THESE MATERIALS.

MACOM products are not intended for use in medical, lifesaving or life sustaining applications. MACOM customers using or selling MACOM products for use in such applications do so at their own risk and agree to fully indemnify MACOM for any damages resulting from such improper use or sale.