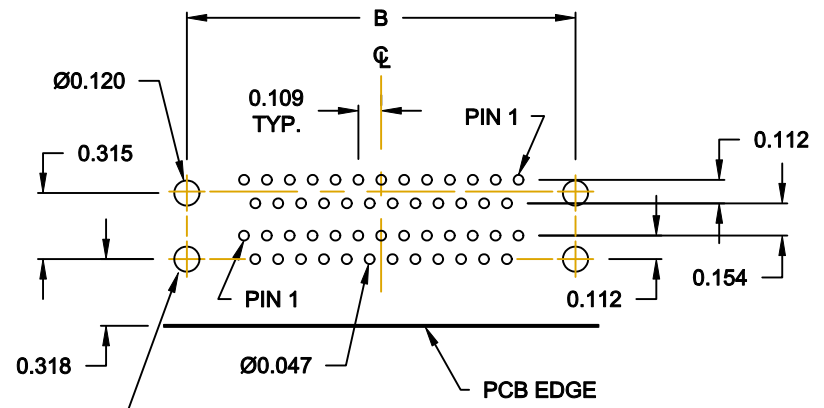
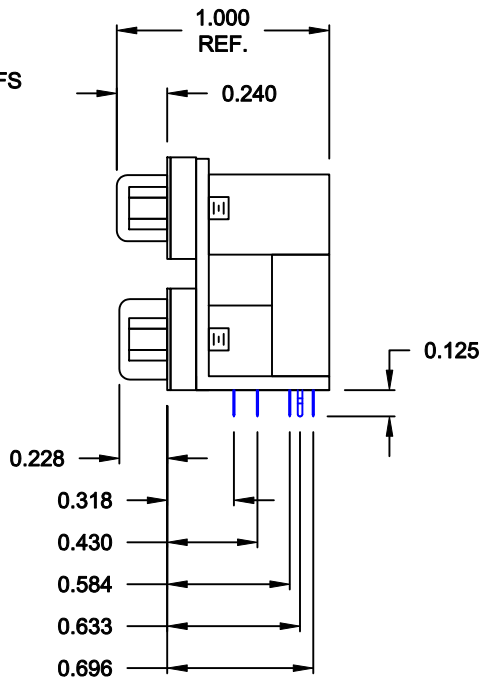
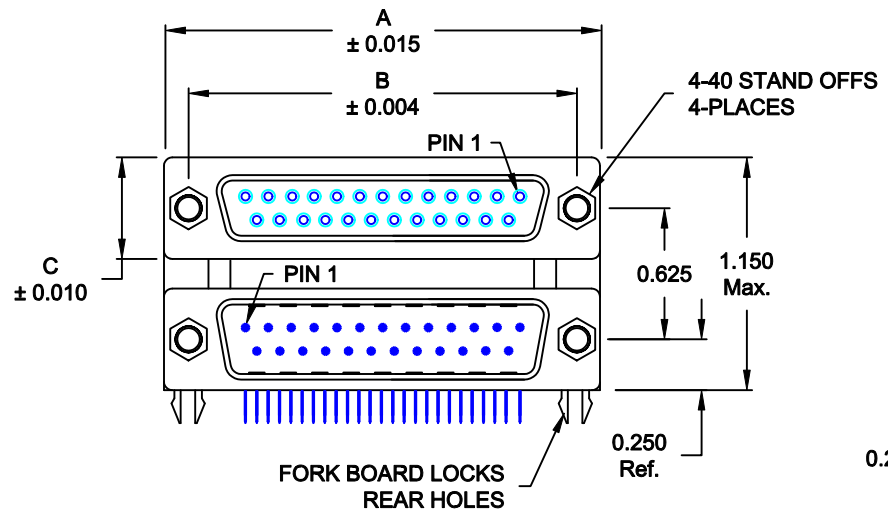


DESCRIPTION: 0.625 CENTER DUAL PORT D-SUB - FEMALE OVER MALE

25 PIN SHOWN

DIMENSIONS (IN.)				
	9	15	25	37
A	1.204	1.535	2.078	2.724
B	0.984	1.312	1.850	2.500
C	0.494	0.494	0.494	0.494



RECOMMENDED PCB LAYOUT

FRONT BOARDLOCK HOLES FOR REFERENCE ONLY. NOT REQUIRED FOR THIS HARDWARE OPTION.

SPECIFICATION:

MATERIAL:

- SHELL: STEEL, NICKEL PLATED
- INSULATOR: UL 94V-0 RATED, BLACK PA9T, 260° PROCESS TEMP.
- CONTACTS: BRASS
- CONTACT PLATING: GOLD PLATED ENTIRE CONTACT

ELECTRICAL:

- INSULATOR RESISTANCE: 1,000 Ohms Min.
- DIELECTRIC STRENGTH: 1,000VAC RMS
- CURRENT RATING: 5 AMPS
- OPERATING TEMPERATURE: -55° C TO 105° C

189-YYY-313R671

- SERIES _____
- POSITIONS _____
- 009 _____
- 015 _____
- 025 _____
- 037 _____
- GENDER _____
- 31 = FEMALE OVER MALE
- 41 = MALE OVER FEMALE
- 51 = FEMALE OVER FEMALE
- 61 = MALE OVER MALE
- SHELL PLATING _____
- 3 = NICKEL
- RoHS COMPLIANT (HIGH TEMP. PROCESS) _____
- HARDWARE OPTIONS _____
- 67 = 4-40 STAND OFFS/BOARD LOCKS (REAR)
- PLATING OPTIONS _____
- 1 = GOLD FLASH (ENTIRE CONTACT)
- A = 30u" GOLD MATING AREA/GOLD FLASH TAILS
- 9 = 30u" GOLD MATING AREA/TIN TAILS

DO NOT SCALE FROM DRAWING

	THESE DRAWINGS AND SPECIFICATIONS ARE THE PROPERTY OF NorComp AND SHALL NOT BE REPRODUCED, COPIED OR USED AS THE BASIS FOR THE MANUFACTURE OR SALE OF APPARATUS WITHOUT WRITTEN PERMISSION.	DRAWN: C. SMITH CHECKED: _____	DATE: 03-30-07 DATE: _____
	NorComp	SCALE: 1:1	SHEET 1 OF 1
DWG NO. 189-YYY-313R671			

RoHS COMPLIANT