

DC-B 6-ID-7X4-UT


Order No.: 1602203



<http://eshop.phoenixcontact.de/phoenix/treeViewClick.do?UID=1602203>

DUPLICON, plug connector contact insert, 6 x 4 mm² + PE, 400/690 V, 25 A, screw connection, type B6, IP20 protection

Commercial data

GTIN (EAN)	 4 046356 027908
Note	Made-to-order
sales group	D072
Pack	10 pcs.
Customs tariff	85369010
Catalog page information	Page 404 (PC-2009)

Product notes

WEEE/RoHS-compliant since:
09/19/2006



<http://www.download.phoenixcontact.com>
Please note that the data given here has been taken from the online catalog. For comprehensive information and data, please refer to the user documentation. The General Terms and Conditions of Use apply to Internet downloads.

Technical data

Electrical characteristics

Rated voltage (III/3)	400 V (L-PE)
	690 V (L-L)
Rated surge voltage	6 kV
Rated current	25 A
Surge voltage category	III

Pollution degree	3
------------------	---

Material data

Contact material	Cu
Contact surface material	Ag
Contact carrier material	PA

General characteristics

Design	DC-B6
Degree of protection	IP20, touch proof
Color	light gray
Insertion/withdrawal cycles	≥ 100
Ambient temperature (operation)	-40 °C ... 100 °C
Number of positions	6
Stripping length of the individual wire	10 mm
Stripping length of the sheath	65 mm
Conductor cross-section	0.2 mm ² ... 4 mm ² (6 mm ² without ferrule)
Connection cross-section AWG	24 ... 12 (AWG 10 without ferrule)
Tightening torque	0.5 Nm ... 0.6 Nm

Certificates / Approvals



Certification CUL, UL, VDE-PZI

Accessories

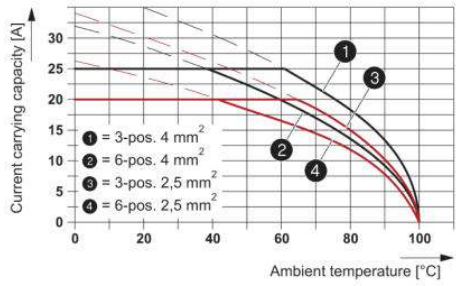
Item	Designation	Description
Bridges		
0201155	EB 2- 6	Insertion bridge, Number of positions: 2, Color: gray

Marking

3040588	PC	Keying star, Length: 3 mm, Width: 3 mm, Height: 6 mm, Color: red
---------	----	--

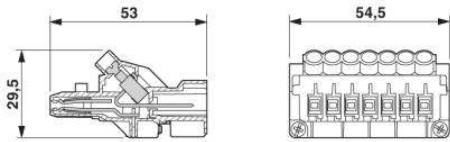
Diagrams/Drawings

Diagram



Derating diagram

Dimensioned drawing



Dimensional drawing

Address

PHOENIX CONTACT Inc., USA
586 Fulling Mill Road
Middletown, PA 17057, USA
Phone (800) 888-7388
Fax (717) 944-1625
<http://www.phoenixcon.com>



© 2010 Phoenix Contact
Technical modifications reserved;