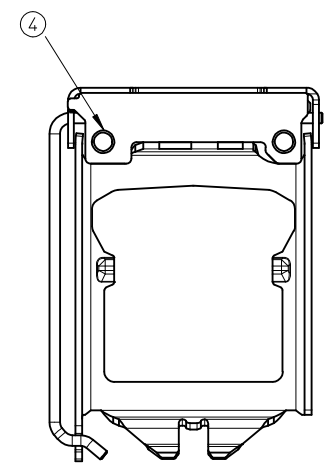
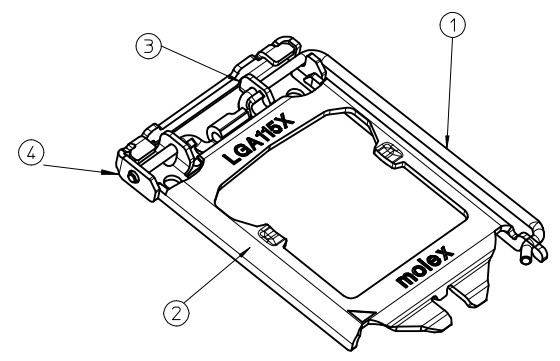
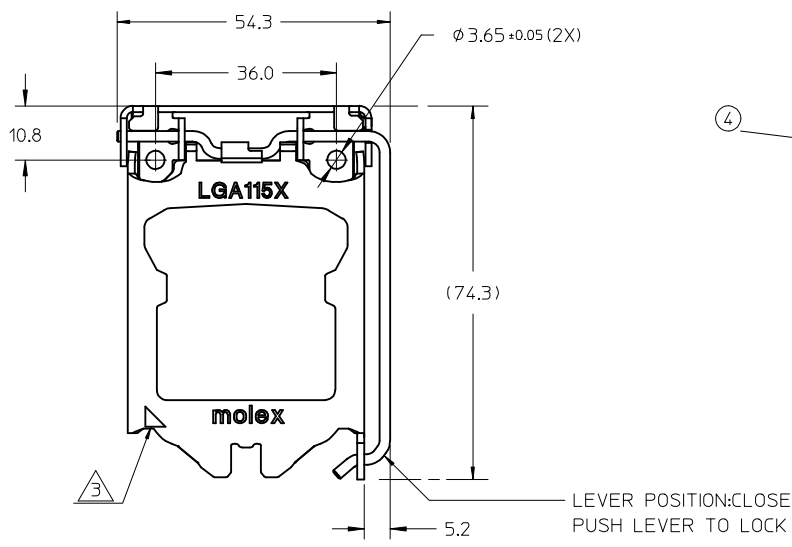
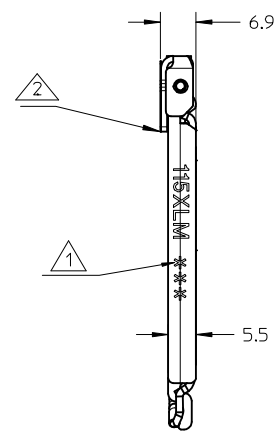
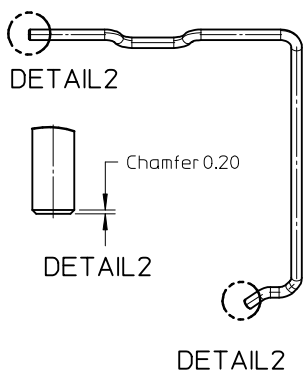



10 9 8 7 6 5 4 3 2 1



NOTES:

△ INK PRINTED DATE CODE: \* \* \*



△ INSULATOR OVERHANG ILM FRAME.

△ AREA FILLED WITH BLACK INK

4. PART IS COMPLIANT TO RoHS DIRECTIVE 2002/95/EC AND ELV 2000/53/EC.

5.PARTS ARE HALOGEN FREE.

BILL OF MATERIAL(47596-88**)			
ITEM No	QTY	DESCRIPTION	MATERIAL
1	1	ILM TOP ASSY WITHOUT SCREW	
1	1	ILM LEVER(STRAIGHT)	STAINLESS STEEL
2	1	ILM LOAD PLATE	STAINLESS STEEL
3	1	ILM FRAME	STEEL WITH NICKEL PLATING
4	1	ILM FRAME INSULATOR	POLYCARBONATE FILM

47596-8841	WITHOUT ILM COVER
PART NO.	DESCRIPTION

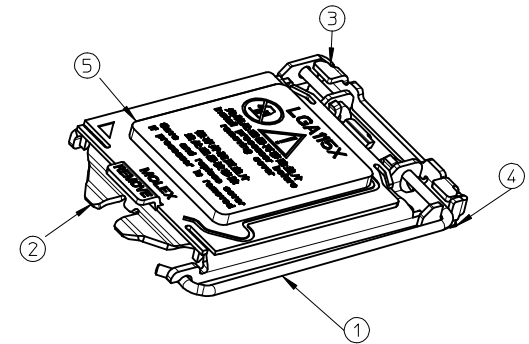
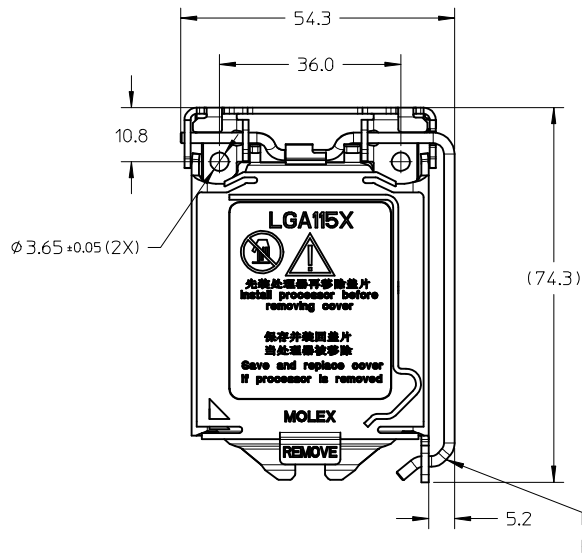
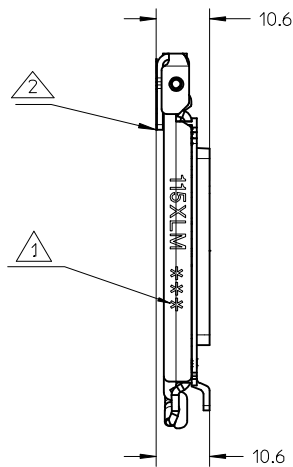
ENTER DESCRIPTION EC NO: SH2015-0707 DRWN: YXZHENG 2014/03/04 CHKD: AYIN 2014/03/04 APPR: AYIN 2014/09/15	QUALITY SYMBOLS	GENERAL TOLERANCES (UNLESS SPECIFIED)	DIMENSION STYLE		SCALE	DESIGN UNITS	THIRD ANGLE PROJECTION		
	▽=0		mm	INCH	1:1	METRIC			
	▽=0		4 PLACES ± --- ± ---	3 PLACES ± --- ± ---	DRAWN BY JZHANG01 DATE 2010/12/10			TITLE 115X ILM TOP ASSY STRAIGHT LEVER	
	▽=0		2 PLACES ± 0.20 ± ---	1 PLACE ± 0.25 ± ---	CHECKED BY AYIN DATE 2010/12/10			APPROVED BY AYIN DATE 2010/12/10	
		ANGULAR ± 1 °	MATERIAL NO.		DOCUMENT NO.		SHEET NO.		
			DRAFT WHERE APPLICABLE MUST REMAIN WITHIN DIMENSIONS		SEE TABLE		1 OF 3		

DRAFT WHERE APPLICABLE MUST REMAIN WITHIN DIMENSIONS

SIZE A3 THIS DRAWING CONTAINS INFORMATION THAT IS PROPRIETARY TO MOLEX INCORPORATED AND SHOULD NOT BE USED WITHOUT WRITTEN PERMISSION

MOLEX MOLEX INCORPORATED  
SD-47596-102

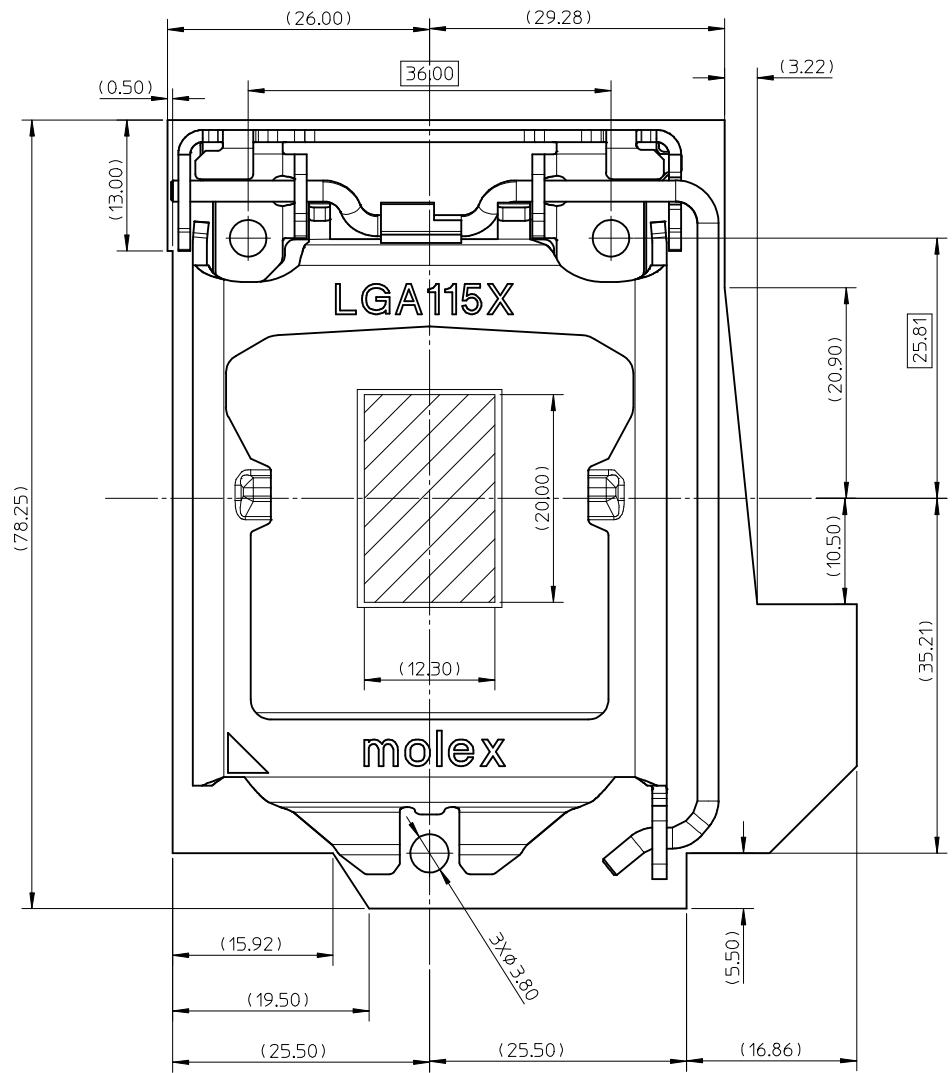
9 8 7 6 5 4 3 2 1



BILL OF MATERIAL(47596-87**)			
ITEM No	QTY	DESCRIPTION	MATERIAL
	1	ILM TOP ASSY WITHOUT SCREW	
1	1	ILM LEVER(STRAIGHT)	STAINLESS STEEL
2	1	ILM LOAD PLATE	STAINLESS STEEL
3	1	ILM FRAME	STEEL WITH NICKEL PLATING
4	1	ILM FRAME INSULATOR	POLYCARBONATE FILM
5	1	ILM COVER	PC/ABS

47596-8741	WITH ILM COVER
PART NO.	DESCRIPTION

ENTER DESCRIPTION EC NO: SHZ015-0107 DRWN: YXZHENG CHKD: AYIN APPR: AYIN	DESCRIPTION 2014/03/04 2014/03/04 2014/09/15	QUALITY SYMBOLS	GENERAL TOLERANCES (UNLESS SPECIFIED)		DIMENSION STYLE		SCALE	DESIGN UNITS	THIRD ANGLE PROJECTION
		$F_A=0$ $F_C=0$ $F_P=0$	mm	INCH	MM ONLY	1:1	METRIC	TITLE 115X ILM TOP ASSY STRAIGHT LEVER MOLEX INCORPORATED SD-47596-102	
		4 PLACES	± ---	± ---	DRAWN BY	DATE			
		3 PLACES	± ---	± ---	CHECKED BY	DATE			
2 PLACES	± 0.20	± ---	APPROVED BY	DATE					
1 PLACE	± 0.25	± ---	AYIN	2010/12/10	MATERIAL NO.	DOCUMENT NO.	SHEET NO.		
ANGULAR ± 1°		DRAFT WHERE APPLICABLE MUST REMAIN WITHIN DIMENSIONS		SIZE	THIS DRAWING CONTAINS INFORMATION THAT IS PROPRIETARY TO MOLEX INCORPORATED AND SHOULD NOT BE USED WITHOUT WRITTEN PERMISSION				
				A3					



ILM KEEP OUT ZOOM LAYOUT  
FOR REFERENCE ONLY

<b>ENTER DESCRIPTION</b> EC NO: SH2015-0107 DRWN: YXZHENG 2014/03/04 CHKD: AYIN 2014/03/04 APPR: AYIN 2014/09/15	<b>QUALITY SYMBOLS</b> $F_{A1}=0$ $F_{C1}=0$ $F_{P1}=0$	<b>GENERAL TOLERANCES (UNLESS SPECIFIED)</b>		<b>DIMENSION STYLE</b> MM ONLY	<b>SCALE</b> 2:1	<b>DESIGN UNITS</b> METRIC	THIRD ANGLE PROJECTION	
			mm	INCH	DRAWN BY JZHANG01	DATE 2010/12/10	<b>TITLE</b> 115X ILM TOP ASSY STRAIGHT LEVER	
		4 PLACES	± ---	± ---	CHECKED BY AYIN	DATE 2010/12/10	<b>molex</b>	
		3 PLACES	± ---	± ---	APPROVED BY AYIN	DATE 2010/12/10		
2 PLACES	± 0.20	± ---	<b>ANGULAR</b> ± 1 °		MATERIAL NO. SEE TABLE	DOCUMENT NO. SD-47596-102	SHEET NO. 3 OF 3	
1 PLACE	± 0.25	± ---	<b>DRAFT WHERE APPLICABLE MUST REMAIN WITHIN DIMENSIONS</b>		THIS DRAWING CONTAINS INFORMATION THAT IS PROPRIETARY TO MOLEX INCORPORATED AND SHOULD NOT BE USED WITHOUT WRITTEN PERMISSION			
0 PLACE	± ---	± ---						