

■ Features :

- 2:1 wide input range
- Protections: Short circuit/Over load /Over voltage/ Over temperature
- Built-in EMI filter, low ripple noise
- 100% full load burn-in test
- Fix switching frequency at 67KHz
- Low cost
- High reliability
- 2 year warranty



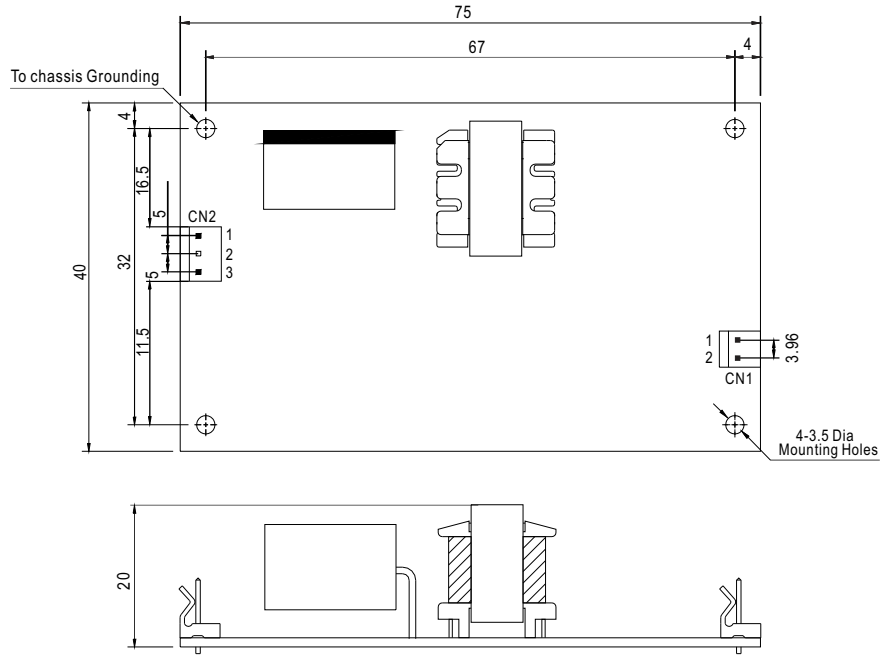
SPECIFICATION



MODEL		PSD-05-05	PSD-05-12	PSD-05-24
OUTPUT	DC VOLTAGE	5V	12V	24V
	RATED CURRENT	1A	0.45A	0.22A
	CURRENT RANGE	0 ~ 1A	0 ~ 0.5A	0 ~ 0.25A
	RATED POWER	5W	5.4W	5.28W
	RIPPLE & NOISE (max.) Note.2	50mVp-p	100mVp-p	150mVp-p
	VOLTAGE TOLERANCE Note.3	±2.0%	±2.0%	±2.0%
	LINE REGULATION	±1.0%	±1.0%	±0.5%
	LOAD REGULATION	±1.0%	±1.0%	±0.5%
SETUP, RISE, HOLD UP TIME		1.2s, 20ms, --- at full load		
INPUT	VOLTAGE RANGE	36 ~ 72VDC		
	EFFICIENCY(Typ.)	75%	78%	78%
	DC CURRENT(Typ.)	0.15A/48V		
PROTECTION	OVERLOAD	Above 105% rated output power Protection type : Fold back current limiting, recovery automatically after fault condition is removed		
	OVER VOLTAGE	5.75~ 6.75V	13.8~16.2V	27.6~ 32.4V
	OVER TEMPERATURE	Hiccup mode, recovery automatically after temperature goes down		
ENVIRONMENT	WORKING TEMP.	-10 ~ +60°C (Refer to "Derating Curve")		
	WORKING HUMIDITY	20 ~ 90% RH non-condensing		
	STORAGE TEMP., HUMIDITY	-20 ~ +85°C, 10 ~ 95% RH		
	TEMP. COEFFICIENT	±0.05%/°C (0 ~ 50°C)		
	VIBRATION	10 ~ 500Hz, 2G 10min./1cycle, period for 60min. each along X, Y, Z axes		
SAFETY & EMC (Note 4)	SAFETY STANDARDS	EAC TP TC 004 approved		
	WITHSTAND VOLTAGE	I/P-O/P:2.0KVAC		
	ISOLATION RESISTANCE	I/P-O/P, I/P-FG, O/P-FG:100M Ohms / 500VDC / 25°C/ 70% RH		
	EMI CONDUCTION & RADIATION	Compliance to EN55032 (CISPR32) Class B, EAC TP TC 020		
OTHERS	DIMENSION	75*40*20mm (L*W*H)		
	PACKING	50mg;120pcs/6.25Kg/0.57CUFT		
NOTE	<p>1. All parameters NOT specially mentioned are measured at 48VDC input, rated load and 25°C of ambient temperature.</p> <p>2. Ripple & noise are measured at 20MHz of bandwidth by using a 12" twisted pair-wire terminated with a 0.1uf & 47uf parallel capacitor.</p> <p>3. Tolerance : includes set up tolerance, line regulation and load regulation.</p> <p>4. The power supply is considered a component which will be installed into a final equipment. All the EMC tests are been executed by mounting the unit on a 230mm*230mm metal plate with 1mm of thickness. The final equipment must be re-confirmed that it still meets EMC directives. For guidance on how to perform these EMC tests, please refer to "EMI testing of component power supplies." (as available on http://www.meanwell.com)</p> <p>5. The ambient temperature derating of 3.5°C/1000m with fanless models and of 5°C/1000m with fan models for operating altitude higher than 2000m(6500ft).</p>			

■ Mechanical Specification

Unit:mm



DC Input Connector (CN2) : MOLEX5285-03 or equivalent

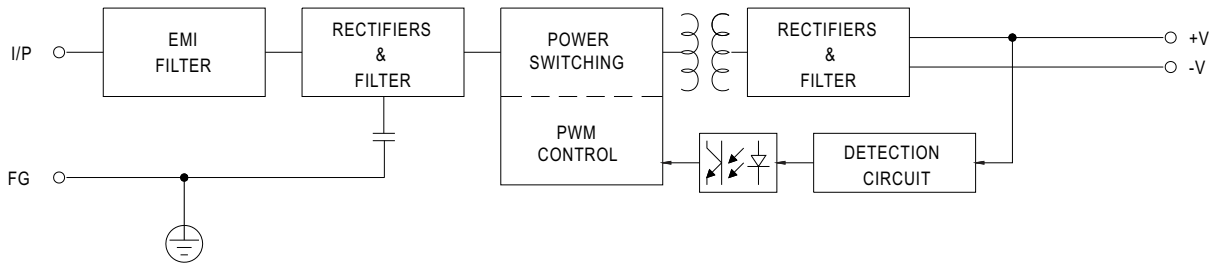
Pin No.	Assignment	Mating Housing	Terminal
1	FG	MOLEX 5058 or equivalent	MOLEX 2478 or equivalent
2	(-V)		
3	(+V)		

DC Output Connector (CN1) : MOLEX5273-02 or equivalent

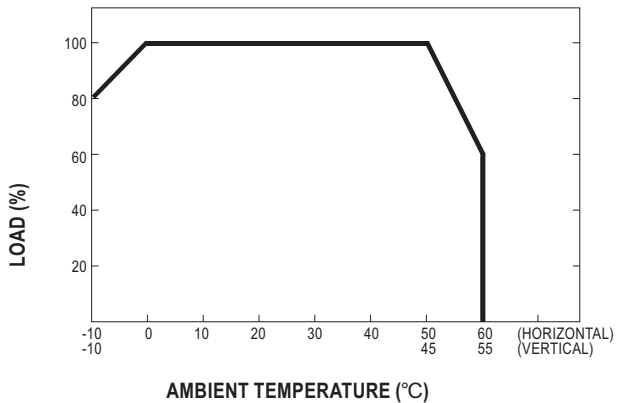
Pin No.	Assignment	Mating Housing	Terminal
1	+V	MOLEX 5195 or equivalent	MOLEX 5194 or equivalent
2	-V		

■ Block Diagram

fosc : 67KHz



■ Derating Curve



■ Static Characteristics

