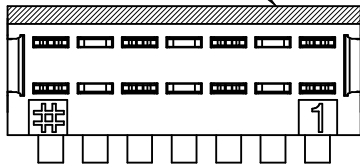
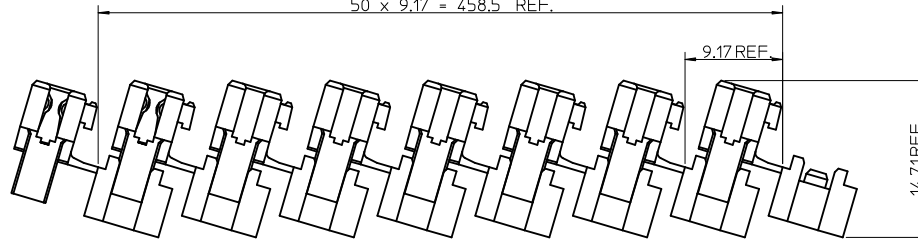


POSITION OF
COLOUR STRIPE

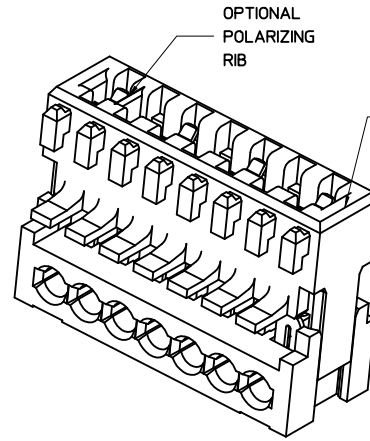
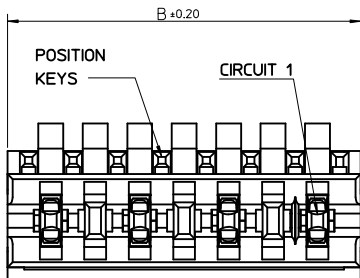
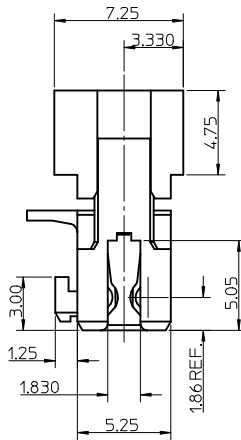
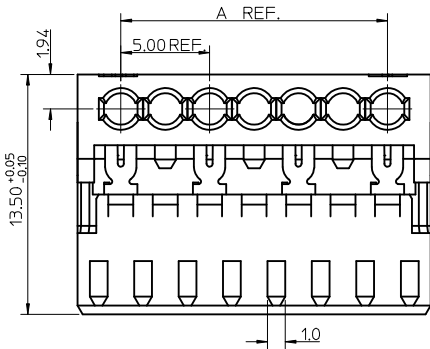


50 x 9.17 = 458.5 REF.

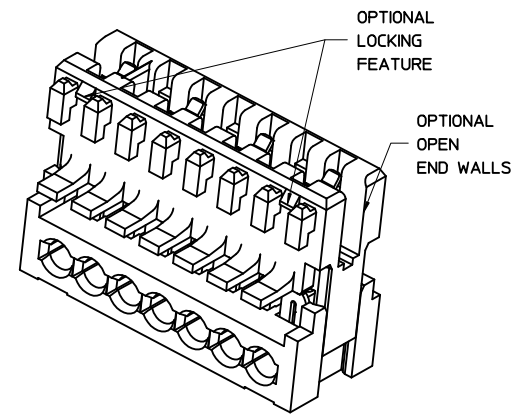


CCT	'A'	'B'
2	5.0	9.875
3	10.0	14.875
4	15.0	19.875
5	20.0	24.875
6	25.0	29.875
7	30.0	34.875
8	35.0	39.875
9	40.0	44.875
10	45.0	49.875

SHIPPING ARRANGEMENT
SCALE 3:1



VERSION WITH OPTIONAL CLOSED
END WALLS AND POLARIZING RIB



VERSION WITH OPTIONAL OPEN
END WALLS AND LOCKING FEATURE

SEE SUBSEQUENT SHEETS FOR RELEVANT PART NUMBERS.

NOTES:

- REFER TO PRODUCT SPECIFICATION: PS-99020-0040.
- MATERIAL: HOUSING - POLYESTER (PBT) 10% GLASS FILLED, UL94-V0, COLOUR: NATURAL (BEIGE).
TERMINAL: PHOSPHOR BRONZE 0.30 REF. THICK - PLATING HOT TIN DIP.
- REFER TO APPLICATION SPEC (AS-99033-0008)
- REFER TO PACKAGING SPEC (PK-90871-001)

<p>ADDED NEW P/N'S</p> <p>EC NO: E2010-0367</p> <p>2010/04/28</p> <p>DRWN:BMAGUIRE</p> <p>1999/05/04</p> <p>CHKD:PWHLITE</p> <p>1999/05/04</p> <p>APPR:BMAGUIRE</p> <p>2010/05/28</p>	<p>QUALITY SYMBOLS</p> <p>▽=0</p> <p>▽=0</p>	<p>GENERAL TOLERANCES (UNLESS SPECIFIED)</p>		<p>DIMENSION STYLE</p> <p>MM ONLY</p>	<p>SCALE</p> <p>5:1</p>	<p>DESIGN UNITS</p> <p>METRIC</p>	<p>THIRD ANGLE PROJECTION</p>		
		<p>4 PLACES ± --- ± ---</p>	<p>3 PLACES ± 0.05 ± ---</p>	<p>2 PLACES ± 0.10 ± ---</p>	<p>1 PLACE ± 0.2 ± ---</p>	<p>ANGULAR ± 1/2°</p>	<p>DRAWN BY</p> <p>LK IERNAN</p>	<p>DATE</p> <p>1999/04/20</p>	<p>TITLE</p> <p>APPLI-MATE 2.5 FEMALE 5MM TERMINAL PITCH</p>
		<p>DRAFT WHERE APPLICABLE MUST REMAIN WITHIN DIMENSIONS</p>		<p>APPROVED BY</p> <p>MWHLITE</p>	<p>DATE</p> <p>1999/05/04</p>	<p>MATERIAL NO.</p> <p>SEE SHEET 2&3</p>	<p>DOCUMENT NO.</p> <p>SD-90872-001</p>	<p>SHEET NO.</p> <p>1 OF 3</p>	
		<p>THIS DRAWING CONTAINS INFORMATION THAT IS PROPRIETARY TO MOLEX INCORPORATED AND SHOULD NOT BE USED WITHOUT WRITTEN PERMISSION</p>							

2 CIRCUIT

MOLEX PART NO.	REMOVED POSITION KEYS	CONFIGURATION (SEE NOTE 1)	REF.	END WALLS	POLARIZING RIB	LOCKING DEVICE	CONTACT PITCH	CABLE TYPE (SEE NOTE 2)	COLOUR STRIPE
90872-0002	NONE		K00	OPEN	NO	NO	5.0	A	NATURAL
90872-0003	a		K30	OPEN	NO	NO	5.0	A	NATURAL
90872-0004	b		K31	OPEN	NO	NO	5.0	A	NATURAL
90872-0005	c		K32	OPEN	NO	NO	5.0	A	NATURAL
90872-0006	d		K33	OPEN	NO	NO	5.0	A	NATURAL
90872-0007	b d		K34	OPEN	NO	NO	5.0	A	NATURAL
90872-0008	a c		K35	OPEN	NO	NO	5.0	A	NATURAL
90872-0009	a d		K36	OPEN	NO	NO	5.0	A	NATURAL
90872-0010	a b		K37	OPEN	NO	NO	5.0	A	NATURAL
90872-0011	b c		K38	OPEN	NO	NO	5.0	A	NATURAL
90872-0012	c d		K39	OPEN	NO	NO	5.0	A	NATURAL
90872-0501	NONE		-	CLOSED	BETWEEN HSG CKT 1 & CKT 2	NO	5.0	A	NATURAL
90872-0014	b c d		K40	OPEN	NO	NO	5.0	A	NATURAL
90872-0351	d		K00	OPEN	NO	NO	5.0	B	GREEN
90872-0013	b c		K38	OPEN	NO	NO	5.0	A	RED
90872-0015	b c d		K40	OPEN	NO	NO	5.0	A	BLUE
90872-0016	c d		K39	OPEN	NO	NO	5.0	A	BLUE
90872-0017	NONE		-	OPEN	BETWEEN HSG CKT 2 & CKT 3	NO	5.0	A	NATURAL
90872-0018	NONE		-	OPEN	BETWEEN HSG CKT 1 & CKT 2	NO	5.0	A	NATURAL
90872-0354	d		K30	OPEN	NO	NO	5.0	B	NATURAL
90872-0019	a		K30	OPEN	NO	NO	5.0	A	RED
90872-0020	d		K33	OPEN	NO	NO	5.0	A	BLUE
90872-0352	a b		K37	OPEN	NO	NO	5.0	B	NATURAL
90872-0021	NONE		K00	OPEN	NO	NO	5.0	A	RED
90872-0022	c d		K39	OPEN	NO	NO	5.0	A	RED
90872-0023	c		-	1ST OPEN LAST CLOSED	NO	NO	5.0	A	NATURAL

2 CIRCUIT

MOLEX PART NO.	REMOVED POSITION KEYS	CONFIGURATION (SEE NOTE 1)	REF.	END WALLS	POLARIZING RIB	LOCKING DEVICE	CONTACT PITCH	CABLE TYPE (SEE NOTE 2)	COLOUR STRIPE
90872-0024	a b d		-	OPEN	NO	NO	5.0	A	NATURAL
90872-0025	b d		-	OPEN	NO	NO	5.0	A	GREEN

3 CIRCUIT

MOLEX PART NO.	REMOVED POSITION KEYS	CONFIGURATION (SEE NOTE 1)	REF.	END WALLS	POLARIZING RIB	LOCKING DEVICE	CONTACT PITCH	CABLE TYPE (SEE NOTE 2)	COLOUR STRIPE
90872-1001	NONE		K00	OPEN	NO	NO	5.0	A	NATURAL
90872-1002	b		K35	OPEN	NO	NO	5.0	A	NATURAL
90872-1003	c		K36	OPEN	NO	NO	5.0	A	NATURAL
90872-1004	c d e		K40	OPEN	NO	NO	5.0	A	NATURAL
90872-1005	NONE		-	OPEN	BETWEEN HSG CKT 4 & CKT 5	NO	5.0	A	NATURAL
90872-1007	NONE		-	OPEN	BETWEEN HSG CKT 1 & CKT 2	NO	5.0	A	NATURAL
90872-1008	b c e		K00	OPEN	NO	NO	5.0	A	NATURAL
90872-1009	d e		K58	OPEN	NO	NO	5.0	A	NATURAL
90872-1501	NONE		-	CLOSED	BETWEEN HSG CKT 4 & CKT 5	NO	5.0	A	NATURAL
90872-1010	a d e f		-	OPEN	NONE	NONE	5.0	A	NATURAL
90872-1011	e f		-	OPEN	NONE	NONE	5.0	A	NATURAL

- NOTES**
- 1. + DENOTES TERMINAL VOIDED POSITION
 - ⊕ DENOTES TERMINAL LOADED POSITION
 - | DENOTES POLARIZING POSITION
2. A- APPLICABLE CABLE: 0.22 - 0.38 sqmm (12 CONDUCTORS)
 B- APPLICABLE CABLE: 0.22 sqmm (7 CONDUCTORS)
 0.34 sqmm (7 CONDUCTORS)

SEE SHEET 1 IEC NO: E2010-0367 DRAWN BY: BMMAGUIRE CHKD BY: PWHITE APPR: BMMAGUIRE DATE: 2010/04/28 DATE: 1999/05/04 DATE: 2010/05/28	QUALITY SYMBOLS ▽=0 ▽=0	GENERAL TOLERANCES (UNLESS SPECIFIED) mm INCH 4 PLACES ± --- ± --- 3 PLACES ± 0.05 ± --- 2 PLACES ± 0.10 ± --- 1 PLACE ± 0.2 ± --- ANGULAR ± 1/2°	DIMENSION STYLE MM ONLY	SCALE 1:1	DESIGN UNITS METRIC	THIRD ANGLE PROJECTION
	DRAWN BY: LKIERNAN CHECKED BY: PWHITE APPROVED BY: MWILHITE DATE: 1999/04/20 DATE: 1999/05/04 DATE: 1999/05/04	TITLE APPLI-MATE 2.5 FEMALE 5MM TERMINAL PITCH	MATERIAL NO. SEE CHARTS	DOCUMENT NO. SD-90872-001	SHEET NO. 2 OF 3	
	DRAFT WHERE APPLICABLE MUST REMAIN WITHIN DIMENSIONS					
	THIS DRAWING CONTAINS INFORMATION THAT IS PROPRIETARY TO MOLEX INCORPORATED AND SHOULD NOT BE USED WITHOUT WRITTEN PERMISSION					

4 CIRCUIT

MOLEX PART NO.	REMOVED POSITION KEYS	CONFIGURATION (SEE NOTE 1)	REF.	END WALLS	POLARIZING RIB	LOCKING DEVICE	CONTACT PITCH	CABLE TYPE (SEE NOTE 2)	COLOUR STRIPE
90872-2001	NONE		K00	OPEN	NO	NO	5.0	A	NATURAL
90872-2002	a		K30	OPEN	NO	NO	5.0	A	NATURAL
90872-2003	b		K31	OPEN	NO	NO	5.0	A	NATURAL
90872-2004	d f		K37	OPEN	NO	NO	5.0	A	NATURAL
90872-2005	a e g		K43	OPEN	NO	NO	5.0	A	RED
90872-2006	c e		K49	OPEN	NO	NO	5.0	A	NATURAL
90872-2007	b c d f		-	OPEN	NO	NO	5.0	A	NATURAL
90872-2008	d e f g		-	OPEN	NO	NO	5.0	A	NATURAL
90872-2009	a b e f h		-	OPEN	NO	NO	5.0	A	NATURAL
90872-2010	a c e g		-	OPEN	NONE	NONE	5.0	A	NATURAL
90872-2011	a b d f g h		-	OPEN	NONE	NONE	5.0	A	NATURAL

5 CIRCUIT

MOLEX PART NO.	REMOVED POSITION KEYS	CONFIGURATION (SEE NOTE 1)	REF.	END WALLS	POLARIZING RIB	LOCKING DEVICE	CONTACT PITCH	CABLE TYPE (SEE NOTE 2)	COLOUR STRIPE
90872-3001	NONE		K00	OPEN	NO	NO	5.0	A	NATURAL
90872-3002	a c		K69	OPEN	NONE	NONE	5.0	A	NATURAL

6 CIRCUIT

MOLEX PART NO.	REMOVED POSITION KEYS	CONFIGURATION (SEE NOTE 1)	REF.	END WALLS	POLARIZING RIB	LOCKING DEVICE	CONTACT PITCH	CABLE TYPE (SEE NOTE 2)	COLOUR STRIPE
90872-4001	NONE		K00	OPEN	NO	NO	5.0	A	NATURAL

NOTES

- + DENOTES TERMINAL VOIDED POSITION
 - ⊕ DENOTES TERMINAL LOADED POSITION
 - ! DENOTES POLARIZING RIB POSITION
- A - APPLICABLE CABLE: 0.22 - 0.38 sqmm (12 CONDUCTORS)
 - B - APPLICABLE CABLE: 0.22 sqmm (7 CONDUCTORS)
 - 0.34 sqmm (7 CONDUCTORS)

7 CIRCUIT

MOLEX PART NO.	REMOVED POSITION KEYS	CONFIGURATION (SEE NOTE 1)	REF.	END WALLS	POLARIZING RIB	LOCKING DEVICE	CONTACT PITCH	CABLE TYPE (SEE NOTE 2)	COLOUR STRIPE
90872-5001	a c e g i k m		K03	OPEN	NO	NO	5.0	A	NATURAL
90872-5002	c d g h i j k		-	OPEN	NO	NO	5.0	A	NATURAL

8 CIRCUIT

MOLEX PART NO.	REMOVED POSITION KEYS	CONFIGURATION (SEE NOTE 1)	REF.	END WALLS	POLARIZING RIB	LOCKING DEVICE	CONTACT PITCH	CABLE TYPE (SEE NOTE 2)	COLOUR STRIPE
90872-6001	NONE		K00	OPEN	NO	NO	5.0	A	NATURAL

SEE SHEET 1 IEC NO: E2010-0367 DRAWN BY: B.MAGUIRE CHECKED BY: P.WHYTE APPR: B.MAGUIRE DATE: 2010/04/28 DATE: 1999/05/04 DATE: 2010/05/28	QUALITY SYMBOLS	GENERAL TOLERANCES (UNLESS SPECIFIED)	DIMENSION STYLE	SCALE	DESIGN UNITS	THIRD ANGLE PROJECTION
	$\nabla=0$ $\nabla=0$	mm INCH 4 PLACES ± --- ± --- 3 PLACES ± 0.05 ± --- 2 PLACES ± 0.10 ± --- 1 PLACE ± 0.2 ± --- ANGULAR ± 1/2°	M M ONLY	1:1	METRIC	
	DRAWN BY: LK IERNAN DATE: 1999/04/20 CHECKED BY: P.WHYTE DATE: 1999/05/04 APPROVED BY: M.WILHITE DATE: 1999/05/04	TITLE: APPLI-MATE 2.5 FEMALE 5MM TERMINAL PITCH		MOLEX INCORPORATED		
	DRAFT WHERE APPLICABLE MUST REMAIN WITHIN DIMENSIONS	SEE CHARTS	MATERIAL NO. SD-90872-001	DOCUMENT NO. 3 OF 3	THIS DRAWING CONTAINS INFORMATION THAT IS PROPRIETARY TO MOLEX INCORPORATED AND SHOULD NOT BE USED WITHOUT WRITTEN PERMISSION	