

5-5179010-4 ✓ ACTIVE



Free Height

TE Internal #: 5-5179010-4

PCB Mount Receptacle, Vertical, Board-to-Board, 100 Position, .8 mm [.031 in] Centerline, Gold, Surface Mount, Signal, Natural, Free Height

[View on TE.com >](#)

Connectors > PCB Connectors > PCB Headers & Receptacles > Free Height Receptacle Conn: Board-Board, Vertical, 100, 0.8mm



PCB Connector Assembly Type: **PCB Mount Receptacle**

PCB Mount Orientation: **Vertical**

Connector System: **Board-to-Board**

Number of Positions: **100**

Centerline (Pitch): **.8 mm [.031 in]**

[All Free Height Receptacle Conn: Board-Board, Vertical, 100, 0.8mm \(24\)](#)

Features

Product Type Features

PCB Connector Assembly Type	PCB Mount Receptacle
Connector System	Board-to-Board
Sealable	No
Connector & Contact Terminates To	Printed Circuit Board

Configuration Features

Stackable	Yes
PCB Mount Orientation	Vertical
Number of Positions	100
Board-to-Board Configuration	Parallel

Electrical Characteristics

Dielectric Withstanding Voltage (Max)	500 VAC
Insulation Resistance	2 MΩ



Operating Voltage	100 VAC
-------------------	---------

Body Features

Primary Product Color	Natural
-----------------------	---------

Contact Features

PCB Contact Termination Area Plating Material Thickness	2 μ m[78.74 μ in]
---	---------------------------

Contact Layout	Inline
----------------	--------

Mating Tab Width	.4 mm[.016 in]
------------------	----------------

Mating Tab Thickness	.2 mm[.008 in]
----------------------	----------------

PCB Contact Termination Area Plating Material Finish	Matte
--	-------

Contact Mating Area Plating Material Finish	Matte
---	-------

PCB Contact Termination Area Plating Material	Tin
---	-----

Contact Base Material	Copper Alloy
-----------------------	--------------

Contact Mating Area Plating Material	Gold
--------------------------------------	------

Contact Mating Area Plating Material Thickness	.2 μ m[8 μ in]
--	------------------------

Contact Type	Socket
--------------	--------

Contact Current Rating (Max)	.5 A
------------------------------	------

Termination Features

Rectangular Termination Post & Tail Thickness	.2 mm[.008 in]
---	----------------

Rectangular Termination Post & Tail Width	.3 mm[.012 in]
---	----------------

Termination Method to Printed Circuit Board	Surface Mount
---	---------------

Mechanical Attachment

Mounting Alignment Feature Length	.5 mm[.02 in]
-----------------------------------	---------------

PCB Mount Alignment Type	Positioning Bosses
--------------------------	--------------------

Mating Alignment	With
------------------	------

Mating Alignment Type	Polarization
-----------------------	--------------

PCB Mount Retention	Without
---------------------	---------

PCB Mount Alignment	With
---------------------	------

Connector Mounting Type	Board Mount
-------------------------	-------------

Housing Features

Mating Entry Location	Top
-----------------------	-----

Centerline (Pitch)	.8 mm[.031 in]
--------------------	----------------

Housing Material	Matte
------------------	-------



Dimensions

Connector Height	13 mm [.512 in]
Stack Height	13 mm, 14 mm, 15 mm, 16 mm [.512 in][.551 in][.591 in][.63 in]

Usage Conditions

Housing Temperature Rating	High
Operating Temperature Range	-40 – 125 °C [-40 – 257 °F]

Operation/Application

Assembly Process Feature	None
Circuit Application	Signal

Industry Standards

UL Flammability Rating	UL 94V-0
------------------------	----------

Packaging Features

	.5 in
Packaging Quantity	500
Packaging Type	Box, Tube

Product Compliance

[For compliance documentation, visit the product page on TE.com>](#)

EU RoHS Directive 2011/65/EU	Compliant
EU ELV Directive 2000/53/EC	Compliant
China RoHS 2 Directive MIIT Order No 32, 2016	No Restricted Materials Above Threshold
EU REACH Regulation (EC) No. 1907/2006	Current ECHA Candidate List: JUNE 2023 (235) Candidate List Declared Against: JUNE 2023 (235) Does not contain REACH SVHC
Halogen Content	Low Halogen - Br, Cl, F, I < 900 ppm per homogenous material. Also BFR/CFR/PVC Free
Solder Process Capability	Reflow solder capable to 260°C


Product Compliance Disclaimer

This information is provided based on reasonable inquiry of our suppliers and represents our current actual knowledge based on the information they provided. This information is subject to change. The part numbers that TE has identified as EU RoHS compliant have a maximum concentration of 0.1% by weight in homogenous materials for lead, hexavalent chromium, mercury, PBB, PBDE, DBP, BBP, DEHP, DIBP, and 0.01% for cadmium, or qualify for an exemption to these



limits as defined in the Annexes of Directive 2011/65/EU (RoHS2). Finished electrical and electronic equipment products will be CE marked as required by Directive 2011/65/EU. Components may not be CE marked. Additionally, the part numbers that TE has identified as EU ELV compliant have a maximum concentration of 0.1% by weight in homogenous materials for lead, hexavalent chromium, and mercury, and 0.01% for cadmium, or qualify for an exemption to these limits as defined in the Annexes of Directive 2000/53/EC (ELV). Regarding the REACH Regulation, the information TE provides on SVHC in articles for this part number is based on the latest European Chemicals Agency (ECHA) 'Guidance on requirements for substances in articles' posted at this URL: <https://echa.europa.eu/guidance-documents/guidance-on-reach>

Compatible Parts



TE Part # CAT-313-PCB100
Free Height Plug Connector: Board-Board, Vertical, 100, 0.8mm



TE Part # 84615-4
0.8FH,P06H.5,100,30/SP,TU

Also in the Series | Free Height



PCB Headers & Receptacles(759)

Customers Also Bought



TE Part #2274001-1
ZSFP+ 1X1 CAGE ASSEMBLY PRESSFIT



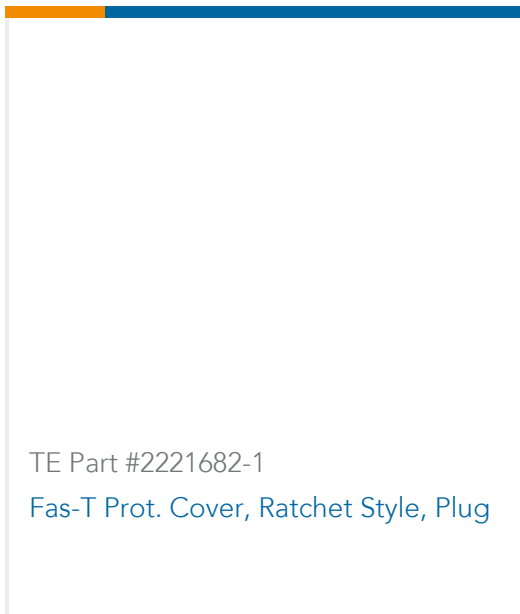
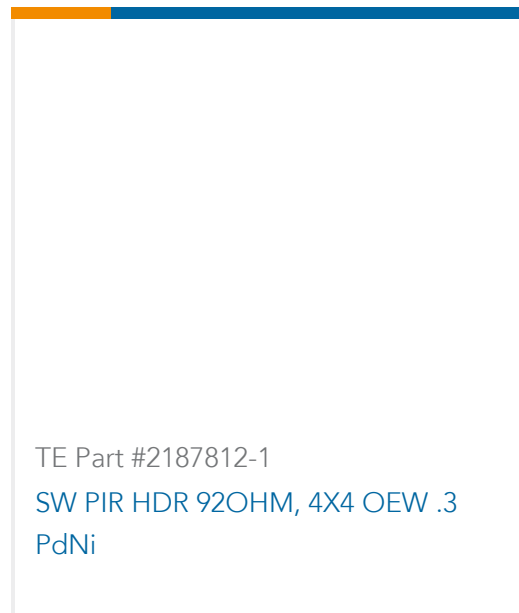

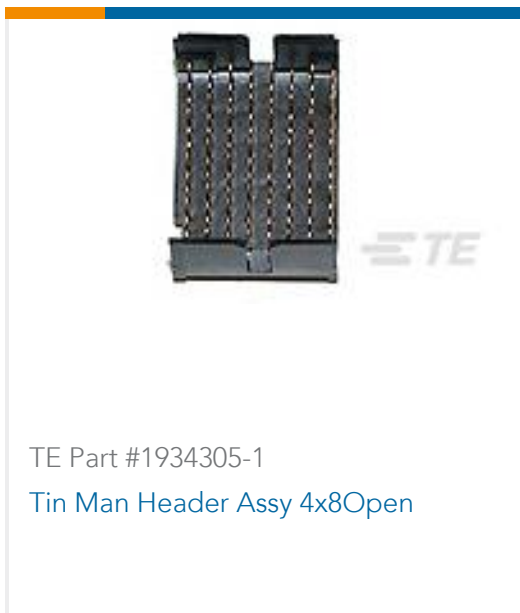
TE Part #2000676-1
Keyed Guide Pin, Machined, Vita 46



TE Part #1-6450869-4
V/R 2ACP+1LP+32S+3HDP+1LP+1P



TE Part #3-6318491-6
.5FHP08H,220,S,GIG,08/Sn,HT,NSYes



Documents

Product Drawings

[0.8FH,R13H.5,100,08/Sn,TU](#)

English

CAD Files

Customer View Model

[ENG_CVM_CVM_5-5179010-4_O.2d_dxf.zip](#)

English

3D PDF

3D

Customer View Model

[ENG_CVM_CVM_5-5179010-4_O.3d_igs.zip](#)

English

Customer View Model

[ENG_CVM_CVM_5-5179010-4_O.3d_stp.zip](#)

English

By downloading the CAD file I accept and agree to the [Terms and Conditions](#) of use.

Datasheets & Catalog Pages

[Fine Pitch Stacking Connectors - 0.8mm Free Height \(FH\) Connectors](#)

English

Product Specifications

[Product Specification](#)

English

[Product Specification](#)

English

5-5179010-4

PCB Mount Receptacle, Vertical, Board-to-Board, 100 Position, .8 mm [.031 in]
Centerline, Gold, Surface Mount, Signal, Natural, Free Height

