

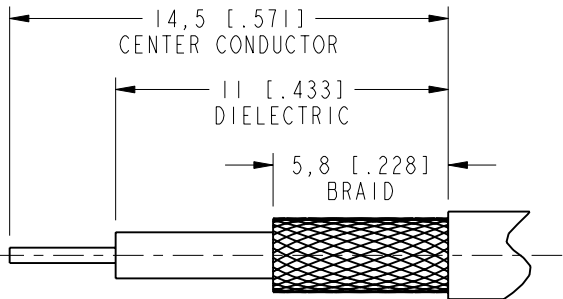
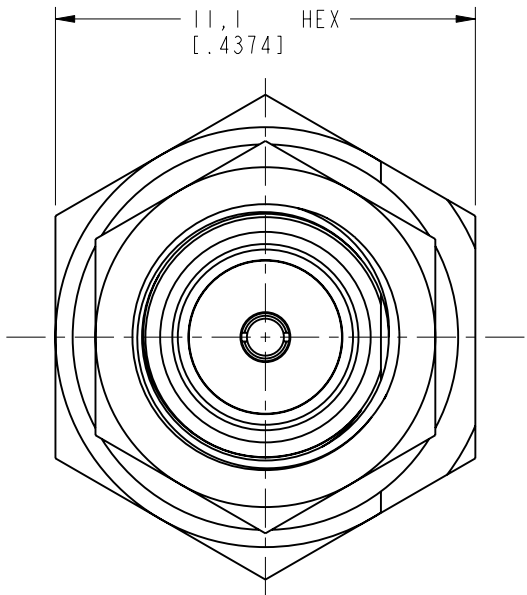
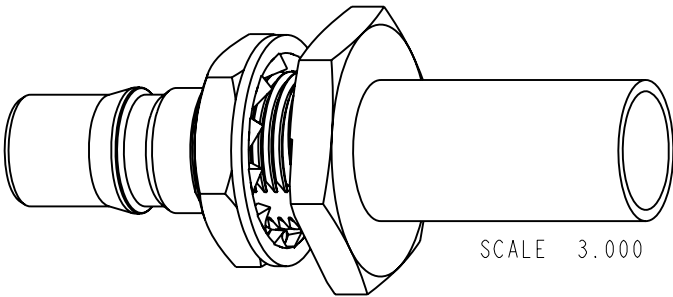
NOTES:

1. MATERIALS AND FINISHES:
BODY - BRASS, WHITE BRONZE PLATING (.000080" MIN THICK)
CONTACT - BERYLLIUM COPPER, GOLD PLATING (.000030" MIN THICK)
INSULATOR - PTFE
HEX NUT - BRASS, WHITE BRONZE PLATING (.000080" MIN THICK)
LOCK WASHER -PHOSPHOR BRONZE, NICKEL PLATING (.000100" MIN THICK)
O-RING: SILICONE RUBBER
2. ELECTRICAL:
A. IMPEDANCE: 50 OHM
B. FREQUENCY RANGE: DC - 11 GHz
C. VSWR(RETURN LOSS): 1.22 (20 dB) MAX 0-6 GHz
1.29 (18 dB) MAX 6-11 GHz
D. DIELECTRIC WITHSTANDING VOLTAGE: 1000 VRMS, MIN.
3. MECHANICAL:
A. DURABILITY: 100 CYCLES MIN.
B. TEMPERATURE RANGE: -40° C TO +85° C
4. PACKAGING:
A. QUANTITY: SINGLE PACK
B. MARKING: BAG TO BE MARKED
"AMPHENOL, 930-125J-51S, AND DATE CODE"
5. CABLE ASSEMBLY:
A. TRIM CABLE AS SHOWN
B. CRIMP USING TOOL 227-994, DIE SET 227-1221-03,
CAVITY "A" (.213 HEX)

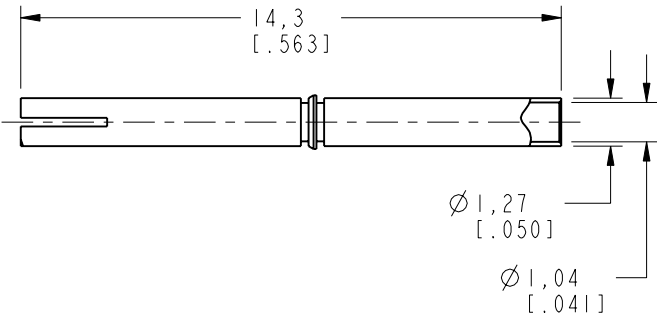
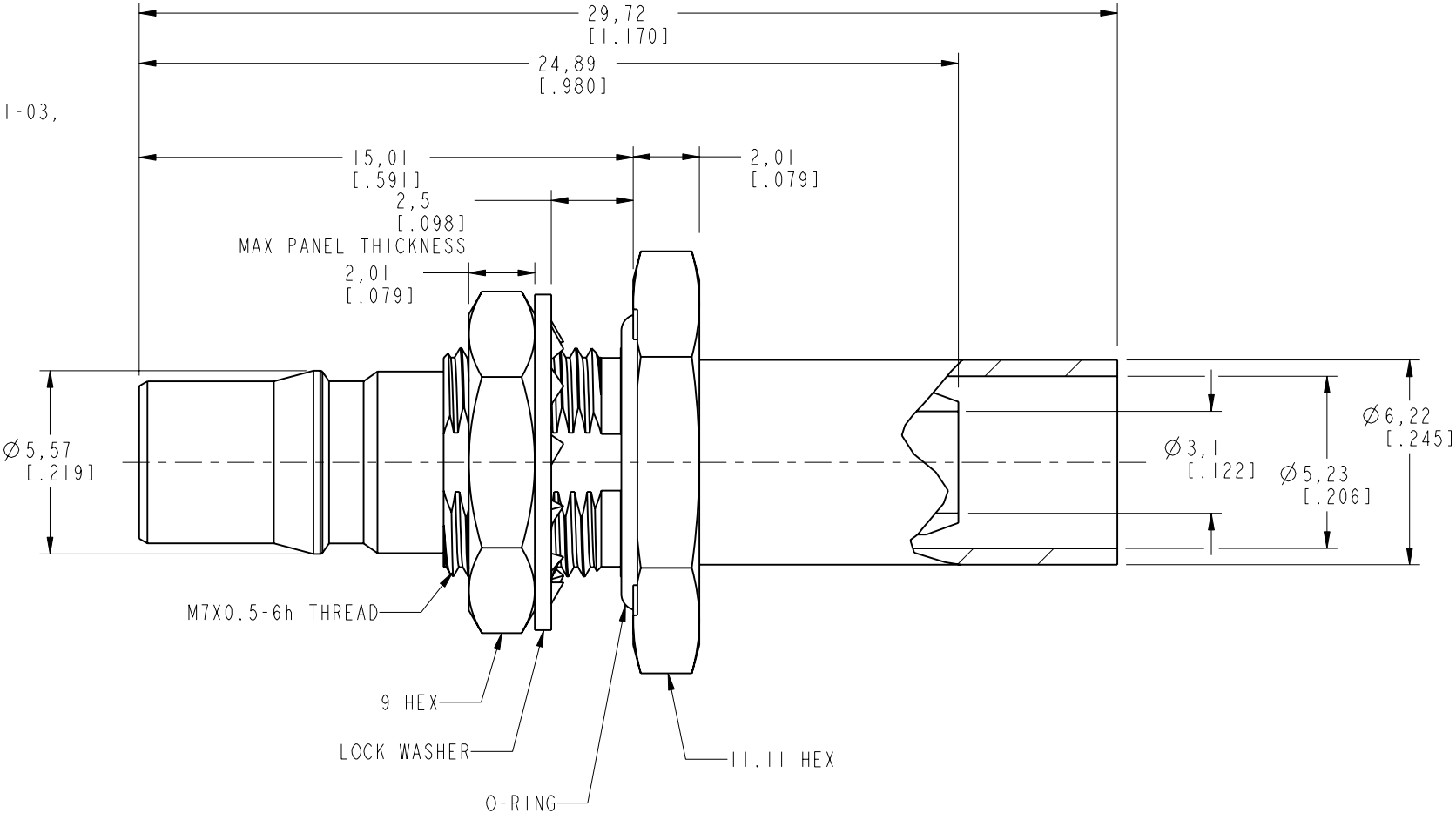
THIRD ANGLE PROJ.

REVISIONS

REV	DESCRIPTION	DATE	ECO	APPR
A	RELEASE TO MFG.	9/10/04	45139	
B	CONTACT ID Ø.041 WAS Ø.043	9/30/04	45184	MAH
C	LOCK WASHER WAS CHANGED\RD-DM13120401R3	16-Dec-13	48614	RM



RECOMMENDED CABLE TRIM DIMENSIONS
SCALE 4.000



CUSTOMER OUTLINE DRAWING
ALL OTHER SHEETS ARE FOR INTERNAL USE ONLY

UNLESS OTHERWISE SPECIFIED, DIMENSIONS ARE IN INCHES AND TOLERANCES ARE: 2 PLACE DECIMAL 3 PLACE DECIMAL ANGLES ±.015 (0.381 mm) ±.005 (0.127 mm) ± 1° NOTICE - These drawings, specifications, or other data (1) are, and remain the property of Amphenol corp. (2) must be returned upon request; and (3) are confidential and not to be disclosed to any person other than those to whom they are given by Amphenol Corp. the furnishing of these drawings, specifications, or other data by Amphenol Corp., or to any other person to anyone for any purpose is not to be regarded by implication or otherwise in any manner licensing, granting rights to permitting such holder or any other person to manufacture, use or sell any product, process or design, patented or otherwise, that may in any way be related to or disclosed by said drawings, specifications, or other data.	MATERIAL - -	DRAWN R. MAO	DATE 09-Dec-13	TITLE QMA JACK BULKHEAD TO RG-58		Amphenol RF www.amphenolrf.com	
	REFERENCE EAR# 1181 GEN# ASSYF7_QMA 615X-2018-100	ENGINEER M. HOYACK	DATE 05-Feb-04			DRAWING NO. 930-125J-51S	
	FINISH	APPROVED S. HSIEH	DATE 16-Dec-13	SCALE: 5.0:1.0	SHEET 2 OF 2	ITEM NO. 930-125J-51S	
				DWG SIZE B	REV C	PART NO. 930-125J-51S	